

Premiership teams and medallists



Gaza celebrates with its cup, shield and medals after winning the Division 1 premiership, against Sacred Heart OC, at Thebarton Oval.

Division	Premier	Medal	Winner	Club
D1	Gaza	Eric Pfitzner Memorial Medal	Alexander Stengle	Gepps Cross
D2	St. Peter's OC	F.A. Bloch Medal	Timothy Davey	Modbury
D3	Flinders Park	D.G. McKay Medal	Valor Thach	Para Hills
D4	Kilburn	A.E.C. Treloar Medal	Paul Wooton Daniel Cahill Matthew Whelan	Hectorville Scotch OC Kilburn
D5	Plympton	J.B. Dicker Medal	Dene Steele Lee Duggan	Salisbury West Hope Valley
D6	Kenilworth	A.G. Bert Medal	Nicholas Jones	Henley
D7	Sacred Heart OC	K.C. Sims OAM Medal	Robert O'Gorman	Mawson Lakes
D1R	Henley	E.A. Davoren Medal	Cail Harris Scot Ramsay	Sacred Heart OC Gaza
D2R	Walkerville	E.P. Nazer Medal	Thomas Williams	Walkerville
D3R	Flinders Park	H.W. Main Medal	Pasqual Lagana	Seaton Ramblers
D4R	Unley	C.G. Tideman Medal	James Puopolo	Unley
D5R	Adelaide Lutheran	G.P. Wilson Medal	Mark Rowe	Salisbury West
D6R	Kenilworth	R.H. Elix Medal	Paul Hill	Trinity OS
D7R	Sacred Heart OC	F.J. Monten Medal	Corey Wandtke	Modbury
C1	Goodwood Saints	P. Collins Medal	Mark Burnett	Broadview
C2	Prince Alfred OC	J.A. Burchell Medal	Edward McConachy Jason Scott	Adelaide University Ovingham
C3	Flinders Park	R.B. Lambert Medal	James Meegan	Portland
C4	Unley	H.D. Naylor Medal	Aaron Miatke	Adelaide University
C5	Hope Valley	F.S. Hone Medal	Tom Burgess	Kenilworth
C6	Flinders Park	C.C. Sando Medal	Michael Jolly	Golden Grove
C7	Salisbury	Marie Little OAM Medal	Matthew Pacchino	Greenacres FC
U18B	Broadview	F. Cockburn Medal	Lathanuel Rigney	Ingle Farm
U18R	Eastern Park	D.A. Tothill Medal	Luke Feast	Eastern Park
U18Y	Goodwood Saints	H.J. Mutton Medal	Ross Merrett	Port District

Division 1 Premier – Sir George Murray Shield

Gaza



Eric Pfitzner Memorial Medal

Alexander Stengle Gepps Cross



Charles Irvine Memorial Trophy

Sam Phillipou Henley 64 goals*



*Goals scored at the end of the minor round

Broadview		Henley	
N. Brown	9	L. Pastyn	10
S. Leal	8	R. Pedersen	8
S. Williams	7	J. Wright	6

Eastern Park		PHOS Camden	
S. Gatto	13	A. Bergsma	14
R. Butler	8	M. Bray	8
S. Mansell	5	S. Exton	5

Gaza		Sacred Heart OC	
J. Boxer	15	J. Juniper	15
B. Wegener	12	J. Fosdike	12
D. Christie	11	J. Wilson	9

Gepps Cross		Salisbury North	
A. Stengle	16	R. Clinton	6
D. Allocca	12	B. Robertson	6
B. Hudson	9	D. Brooks	6

Goodwood Saints		Tea Tree Gully	
A. Dempsey	15	J. Maschotta	6
D. Wakelin	12	D. Wicks	6
M. Hamblin	7	J. Bollmeyer	4

Broadview		Henley	
D. Mitchell	30	S. Phillipou	68
J. Vanveld	29	J. Cullen	29
M. Camplin	24	G. Daley	18

Eastern Park		PHOS Camden	
A. Wilson	23	B. Culpitt	45
S. Mansell	21	B. Stephens	21
S. Gatto	20	A. Bergsma	16

Gaza		Sacred Heart OC	
D. Horsnell	37	C. Tasborski	38
R. Haythorpe	31	J. Juniper	33
B. Heintze	30	J. Noonan	25

Gepps Cross		Salisbury North	
D. Allocca	31	D. Brooks	44
Jarrold Clark	30	S. Maher	37
P. Woolford	25	R. Stoyanoff	24

Goodwood Saints		Tea Tree Gully	
M. Hamblin	53	S. Pitt	49
E. Kells	48	J. Bollmeyer	33
A. Dempsey	25	T. Melville	23

Round 1 – 2 April 2011				Round 10 - 18 June 2011			
Henley	8.12 60	9.12 66	Gaza	Broadview	22.9 141	10.11 71	Tea Tree Gully
Goodwood Saints	21.15 141	12.12 84	PHOS Camden	Salisbury North	17.8 110	10.12 72	Gepps Cross
Sacred Heart OC	14.13 67	7.7 49	Eastern Park	PHOS Camden	10.8 68	15.11 101	Goodwood Saints
Tea Tree Gully	10.18 78	14.14 98	Broadview	Gaza	19.6 120	11.5 71	Henley
Gepps Cross	17.9 111	16.14 110	Salisbury North	Eastern Park	12.9 81	7.16 58	Sacred Heart OC
Round 2 - 9 April 2011				Round 11 - 25 June 2011			
Gaza	10.26 86	8.6 54	Sacred Heart OC	Gepps Cross	12.15 87	8.9 57	Broadview
PHOS Camden	16.12 108	5.2 32	Tea Tree Gully	Henley	20.7 127	9.5 59	Eastern Park
Eastern Park	12.11 83	17.20 122	Henley	Sacred Heart OC	8.5 53	14.15 99	Gaza
Broadview	15.9 99	13.13 91	Gepps Cross	Tea Tree Gully	13.10 88	20.18 138	PHOS Camden
Salisbury North	5.12 42	11.7 73	Goodwood Saints	Goodwood Saints	18.16 124	11.4 70	Salisbury North
Round 3 - 16 April 2011				Round 12 - 2 July 2011			
Henley	12.15 87	5.15 45	Salisbury North	Gaza	14.22 106	6.5 41	Tea Tree Gully
Goodwood Saints	17.15 117	7.10 52	Gepps Cross	Gepps Cross	6.15 51	9.17 71	Goodwood Saints
PHOS Camden	16.18 114	8.13 61	Eastern Park	Salisbury North	9.11 65	10.10 70	Henley
Sacred Heart OC	18.11 119	11.13 79	Broadview	Eastern Park	16.7 103	12.13 85	PHOS Camden
Tea Tree Gully	7.4 46	17.13 115	Gaza	Broadview	7.6 48	17.12 114	Sacred Heart OC
Round 4 – 30 April 2011				Round 13 - 9 July 2011			
Gaza	14.16 100	8.6 54	Goodwood Saints	Henley	20.9 129	13.9 87	Broadview
Eastern Park	19.14 128	21.14 140	Tea Tree Gully	Tea Tree Gully	14.15 99	4.14 38	Eastern Park
Broadview	14.8 92	17.6 108	Henley	Sacred Heart OC	16.17 113	8.10 58	Gepps Cross
Gepps Cross	12.6 78	13.14 92	Sacred Heart OC	Goodwood Saints	14.5 89	10.8 68	Gaza
Salisbury North	14.6 90	17.14 116	PHOS Camden	PHOS Camden	13.14 92	12.9 81	Salisbury North
Round 5 – 7 May 2011				Round 14 - 16 July 2011			
Henley	11.14 80	9.7 61	Gepps Cross	Salisbury North	24.16 160	8.6 54	Tea Tree Gully
Goodwood Saints	23.8 146	14.9 93	Eastern Park	Broadview	10.11 71	12.16 88	Gaza
Gaza	17.18 120	8.14 62	Broadview	Eastern Park	7.17 59	19.11 125	Goodwood Saints
Sacred Heart OC	17.9 111	15.9 99	PHOS Camden	Gepps Cross	8.8 56	7.11 53	Henley
Tea Tree Gully	15.13 103	17.12 114	Salisbury North	PHOS Camden	8.9 57	16.13 109	Sacred Heart OC
Round 6 - 14 May 2011				Round 15 - 23 July 2011			
PHOS Camden	11.14 80	10.5 65	Henley	Goodwood Saints	10.16 76	14.13 97	Broadview
Eastern Park	6.11 47	20.15 135	Gaza	Gaza	22.28 160	7.6 48	Eastern Park
Broadview	9.8 62	12.12 84	Goodwood Saints	Tea Tree Gully	10.13 73	17.10 112	Gepps Cross
Gepps Cross	10.12 72	15.9 99	Tea Tree Gully	Henley	16.6 102	8.4 52	PHOS Camden
Salisbury North	16.9 105	9.10 64	Sacred Heart OC	Sacred Heart OC	8.12 60	7.14 56	Salisbury North
Round 7 - 21 May 2011				Round 16 – 6 August 2011			
Henley	20.24 144	8.7 55	Tea Tree Gully	Eastern Park	19.11 125	15.13 103	Broadview
Gaza	18.18 126	9.6 60	PHOS Camden	PHOS Camden	7.14 56	10.12 72	Gepps Cross
Eastern Park	15.19 109	15.21 111	Gepps Cross	Tea Tree Gully	8.4 52	10.12 72	Goodwood Saints
Broadview	14.17 101	13.9 87	Salisbury North	Gaza	18.20 128	10.10 70	Salisbury North
Goodwood Saints	11.10 76	11.11 77	Sacred Heart OC	Henley	9.5 59	12.3 75	Sacred Heart OC
Round 8 - 28 May 2011				Round 17 - 13 August 2011			
Goodwood Saints	23.16 154	8.6 54	Tea Tree Gully	Sacred Heart OC	22.19 151	12.8 80	Tea Tree Gully
Sacred Heart OC	13.9 87	7.7 49	Henley	Salisbury North	25.12 162	7.7 49	Eastern Park
Broadview	16.22 118	14.6 90	Eastern Park	Gepps Cross	5.14 44	15.10 100	Gaza
Gepps Cross	14.11 95	13.12 90	PHOS Camden	Goodwood Saints	12.4 76	11.9 75	Henley
Salisbury	9.8 62	18.21 129	Gaza	Broadview	12.8 80	13.10 88	PHOS Camden
Round 9 – 4 June 2011				Round 18 - 20 August 2011			
PHOS Camden	10.5 65	21.13 139	Broadview	Gepps Cross	17.20 122	9.12 66	Eastern Park
Gaza	20.10 130	11.8 74	Gepps Cross	PHOS Camden	13.11 89	16.13 109	Gaza
Henley	13.6 84	8.11 59	Goodwood Saints	Tea Tree Gully	6.7 43	19.15 129	Henley
Eastern Park	7.13 55	19.18 132	Salisbury North	Sacred Heart OC	18.8 116	8.7 55	Goodwood Saints
Tea Tree Gully	9.4 58	24.20 164	Sacred Heart OC	Salisbury North	20.20 140	10.8 68	Broadview

Club	W	D	L	For	Agn	Points	%
Gaza	17	0	1	1985	1095	34	64
Sacred Heart OC	14	0	4	1714	1272	28	57
Goodwood Saints	13	0	5	1693	1304	26	56
Henley	11	0	7	1614	1261	22	56
Gepps Cross	8	0	10	1419	1625	16	47
Salisbury North	7	0	11	1701	1556	14	52
Broadview	7	0	11	1602	1760	14	48
PHOS Camden	7	0	11	1541	1705	14	47
Eastern Park	3	0	15	1343	2156	6	38
Tea Tree Gully	3	0	15	1266	2144	6	37

Elimination final – 27 Aug 2011 – Henley Memorial Oval

Henley	3.4	7.8	12.12	16.15	111
Gepps Cross	2.2	4.2	5.3	8.6	54

Qualifying final – 27 Aug 2011 – Sacred Heart Senior College

Goodwood Saints	3.0	6.0	7.2	13.2	80
Sacred Heart OC	3.2	5.4	6.8	7.11	53

1st Semi-final – 3 Sept 2011 – Sacred Heart Senior College

Sacred Heart OC	5.4	7.6	7.7	11.8	74
Henley	3.0	3.3	6.5	11.7	73

2nd Semi-final – 3 Sept 2011 – Klemzig Oval

Gaza	4.6	7.8	11.11	18.15	123
Goodwood Saints	1.1	3.3	8.5	8.7	55

Preliminary final – 10 Sept 2011 – Goodwood Oval


Sacred Heart OC	1.0	5.4	7.7	9.9	63
Goodwood Saints	1.2	5.4	8.6	8.10	58

Grand final – 17 Sept 2011 – Thebarton Oval

Gaza	1.3	2.6	6.10	10.13	73
Sacred Heart OC	0.1	4.7	5.12	9.15	69

Division 2 Premier – Sir Mark Mitchell Shield

St Peter's OC



FA Bloch Medal

Timothy Davey Modbury



Peter Haynes Memorial Trophy

Drew Litster Rostrevor OC 85 goals*



Adelaide University		Port District	
N. Heath	8	M. Ashley	14
T. Walker	8	R. Sampson	7
M. Taylor	8	D. Thomas	6
Athelstone		Prince Alfred OC	
D. Thomas	8	W. Hugo	11
C. Motley	5	J. Thomas	9
B. Lomann	4	J. Dalwood	6
Modbury		Rostrevor OC	
T. Davey	20	M. Dawes	15
B. Williamson	6	C. Holm	8
R. Richards	6	J. Nelligan	8
Old Ignatians		St Peter's OC	
J. Willoughby	11	D. Roberts	13
G. Bailey	6	B. Marwe	8
C. Calebrese	5	M. Wilson	8
Payneham NU		Walkerville	
C. Walshaw	8	P. Cannane	13
D. Aston	6	D. Stringer	12
N. Reed	5	F. Marshall	8

*Goals scored at the end of the minor round

Adelaide University		Port District	
P. Mulvihill	50	S. Clay	38
J. Cameron	25	B. Gunning	37
L. McEntee	20	N. Rose	24
Athelstone		Prince Alfred OC	
D. Thomas	45	J. Thomas	47
R. Baker	31	R. Byrne	45
C. Motley	23	L. Sandow	18
Modbury		Rostrevor OC	
T. Davey	35	D. Litster	88
R. Richards	20	B. Moyle	27
T. Stanton	18	L. Manuel	27
Old Ignatians		St Peter's OC	
S. White	58	S. Cantwell	57
A. Alessandrini	30	H. Hardy	54
J. Schar	23	M. Newcombe	27
Payneham NU		Walkerville	
N. Jolly	48	B. Fisher	47
C. Burckhardt	22	G. Munn	32
T. Radetti	14	D. Fromm	25

Round 1 - 2 April 2011				Round 10 - 18 June 2011			
Port District	15.17 107	6.10 46	Modbury	11.4 70	24.8 152	Port District	
Adelaide University	10.6 66	9.9 63	St Peter's OC	11.14 80	9.9 63	Adelaide University	
Rostrevor OC	18.14 122	9.7 61	Athelstone	7.10 52	20.12 132	Rostrevor OC	
Payneham NU	15.18 108	14.12 96	Old Ignatians	13.11 89	12.14 86	Payneham NU	
Walkerville	10.8 68	16.12 108	Prince Alfred OC	12.8 80	16.14 110	Walkerville	
Round 2 - 9 April 2011				Round 11 - 25 June 2011			
Modbury	8.9 57	13.15 93	Rostrevor OC	Port District	18.16 124	11.5 71	Athelstone
St Peter's OC	17.8 110	9.15 69	Payneham NU	Adelaide University	12.18 90	6.9 45	Prince Alfred OC
Athelstone	13.11 89	21.11 137	Port District	Rostrevor OC	14.8 92	8.9 57	Modbury
Old Ignatians	10.15 75	9.8 62	Walkerville	Payneham NU	4.14 38	17.14 116	St Peter's OC
Prince Alfred OC	15.6 96	7.9 51	Adelaide University	Walkerville	16.16 112	11.7 73	Old Ignatians
Round 3 - 16 April 2011				Round 12 - 2 July 2011			
Port District	6.10 46	18.13 121	Prince Alfred OC	Modbury	12.13 85	8.14 62	Payneham NU
Adelaide University	13.17 95	9.4 58	Walkerville	Athelstone	13.9 87	9.9 63	St Peter's OC
St Peter's OC	15.9 99	7.8 50	Athelstone	Old Ignatians	2.8 20	10.8 68	Rostrevor OC
Rostrevor OC	17.6 108	9.7 61	Old Ignatians	Walkerville	7.11 53	4.9 33	Adelaide University
Payneham NU	12.14 86	14.10 94	Modbury	Prince Alfred OC	10.6 66	14.14 98	Port District
Round 4 - 30 April 2011				Round 13 - 9 July 2011			
Modbury	7.15 57	8.14 62	Adelaide University	Port District	10.8 68	12.6 78	Old Ignatians
Athelstone	16.10 106	26.12 168	Payneham NU	Adelaide University	15.9 99	3.4 22	Modbury
Old Ignatians	17.17 119	12.15 87	Port District	St Peter's OC	10.18 78	8.7 55	Prince Alfred OC
Walkerville	9.16 70	15.21 111	Rostrevor OC	Rostrevor OC	5.6 36	12.12 84	Walkerville
Prince Alfred OC	9.7 61	16.16 112	St Peter's OC	Payneham NU	8.11 59	16.13 109	Athelstone
Round 5 - 7 May 2011				Round 14 - 16 July 2011			
Port District	12.13 85	19.15 129	Walkerville	St Peter's OC	8.6 54	16.10 106	Rostrevor OC
Adelaide University	10.14 74	13.10 88	Athelstone	Athelstone	9.5 59	19.12 126	Adelaide University
Modbury	13.13 91	13.6 84	Old Ignatians	Old Ignatians	10.6 66	9.7 61	Modbury
Rostrevor OC	11.14 80	13.5 83	St Peter's OC	Walkerville	23.13 151	11.15 81	Port District
Payneham NU	15.11 101	15.17 107	Prince Alfred OC	Prince Alfred OC	7.10 52	15.12 102	Payneham NU
Round 6 - 14 May 2011				Round 15 - 23 July 2011			
St Peter's OC	18.14 122	7.17 59	Port District	Port District	15.11 101	16.8 104	St Peter's OC
Athelstone	15.12 102	19.13 127	Modbury	Adelaide University	12.9 81	10.10 70	Old Ignatians
Old Ignatians	12.10 82	5.6 36	Adelaide University	Modbury	16.20 116	10.10 70	Athelstone
Walkerville	17.7 109	18.13 121	Payneham NU	Rostrevor OC	15.14 104	8.5 53	Prince Alfred OC
Prince Alfred OC	10.8 68	20.14 134	Rostrevor OC	Payneham NU	11.5 71	28.13 181	Walkerville
Round 7 - 21 May 2011				Round 16 - 30 July 2011			
Port District	20.18 139	15.15 105	Payneham NU	Adelaide University	10.2 62	13.13 91	Rostrevor OC
Modbury	16.15 111	9.8 62	St Peter's OC	St Peter's OC	13.15 93	17.3 105	Modbury
Rostrevor OC	15.10 100	7.10 52	Adelaide University	Payneham NU	15.10 100	13.15 93	Port District
Athelstone	7.14 56	16.17 113	Walkerville	Walkerville	21.9 135	15.3 93	Athelstone
Old Ignatians	19.12 126	6.7 43	Prince Alfred OC	Prince Alfred OC	14.15 99	11.9 75	Old Ignatians
Round 8 - 28 May 2011				Round 17 - 6 August 2011			
Adelaide University	16.18 114	6.11 47	Payneham NU	Port District	10.13 73	8.13 61	Rostrevor OC
Rostrevor OC	14.16 100	13.11 89	Port District	Modbury	11.8 74	17.9 111	Prince Alfred OC
Old Ignatians	17.21 123	9.6 60	Athelstone	St Peter's OC	7.16 58	9.6 60	Walkerville
Walkerville	8.18 66	8.13 61	St Peter's OC	Payneham NU	8.9 57	18.16 124	Adelaide University
Prince Alfred OC	15.16 106	12.14 86	Modbury	Athelstone	13.13 91	11.11 77	Old Ignatians
Round 9 - 4 June 2011				Round 18 - 13 August 2011			
Port District	15.9 99	21.14 140	Adelaide University	Adelaide University	14.17 101	11.9 75	Port District
Modbury	10.10 70	15.10 100	Walkerville	Rostrevor OC	22.16 148	10.9 69	Payneham NU
St Peter's OC	15.6 96	14.3 87	Old Ignatians	Old Ignatians	12.15 87	15.10 100	St Peter's OC
Payneham NU	7.6 48	21.23 149	Rostrevor OC	Rostrevor OC	18.10 118	11.4 70	Modbury
Athelstone	8.17 65	15.10 100	Prince Alfred OC	Prince Alfred OC	13.8 86	12.15 87	Athelstone

Club	W	D	L	For	Agn	Pts	%
Rostrevor OC	15	0	3	1835	1113	30	62
Walkerville	13	0	5	1779	1377	26	56
Adelaide University	11	0	7	1469	1242	22	54
St Peter's OC	11	0	7	1554	1351	22	53
Old Ignatians	8	0	10	1488	1457	16	51
Prince Alfred OC	8	0	10	1457	1607	16	48
Port District	7	0	11	1713	1773	14	49
Modbury	7	0	11	1399	1665	14	46
Payneham NU	5	0	13	1497	2021	10	43
Athelstone	5	0	13	1396	1981	10	41

Elimination Final - 20 Aug 2011 - Caterer Oval
St Peter's OC 3.5 4.9 8.11 11.16 82
 Old Ignatians 1.0 3.0 5.5 7.7 49

Qualifying Final - 20 Aug 2011 - Thebarton Oval
Adelaide University 3.1 6.3 11.4 13.12 90
 Walkerville 3.1 4.2 6.2 8.2 50

1st Semi-Final - 27 Aug 2011 - Walkerville Rec Ground
St Peter's OC 6.3 10.6 14.9 22.10 142
 Walkerville 1.2 7.6 10.9 16.14 110

2nd Semi-Final - 27 Aug 2011 - Campbelltown Oval
Rostrevor OC 2.3 5.7 10.10 12.16 88
 Adelaide University 2.3 6.4 9.5 11.9 75

Preliminary Final - 3 Sept 2011 - University Oval
St Peter's OC 2.2 3.6 4.10 12.16 88
 Adelaide University 2.2 6.4 7.10 7.11 53

Grand Final - 10 Sept 2011 - Thebarton Oval
St Peter's OC 1.2 2.5 8.10 9.12 66
 Rostrevor OC 0.4 4.6 5.8 6.8 44

Division 3 Premier – Darney Naylor Shield

Flinders Park



DG McKay Medal

Valor Thach Para Hills



Leading goalkicking trophy

Korey Lochel Seaton Ramblers 65 goals*

*Goals scored at the end of the minor round

CBCOC		Pembroke OS	
A. Margitich	16	J. Pinkney	11
D. Raidis	5	S. Wightman	10
D. Keen	5	B. Hill-Ling	5
Flinders Park		Pooraka	
B. O'Hara	18	A. Paradiso	9
B. Hains	11	P. Lovell	8
J. O'Donnell	9	K. Bisset	8
Golden Grove		Portland	
A. Carr	7	D. Bird	15
T. Sheppard	4	R. Wilson	11
J. Kuhar	3	D. Laslett	9
Mitcham		Seaton Ramblers	
M. Rowe	16	P. Marshall	15
B. Ellis	12	J. Brusnahan	14
J. Mason	6	G. Muscara	7
Para Hills		SMOSH West Lakes	
V. Thach	19	J. Porplycia	13
S. Goodwin	5	J. Cibich	10
J. Levy	3	T. Parham	6

CBCOC		Pembroke OS	
C. Phan	33	T. Evans	54
B. Primus	32	M. Falzon	33
D. Keen	21	F. Pinkney	12
Flinders Park		Pooraka	
J. Fuller	46	R. Rankine Jnr	41
N. Narcys	37	A. Greaves	36
S. Visser	26	T. Derham	24
Golden Grove		Portland	
S. Daniels	17	J. Wareing	46
M. Stent	15	T. Lipson	43
J. Borghart	14	A. Thornton	24
Mitcham		Seaton Ramblers	
B. Ellis	49	K. Loechel	69
M. Rowe	39	G. Muscara	27
D. Brown	22	C. Scherwitzel	26
Para Hills		SMOSH West Lakes	
N. Flynn	47	C. Rae	64
M. Pascoe	15	N. Giles	21
V. Thach	15	L. Porplycia	18

Round 1 - 2 April 2011				Round 10 - 18 June 2011			
CBCOC	12.5 77	11.19 85	Pembroke OS	Pooraka	20.18 138	16.12 108	Seaton Ramblers
Seaton Ramblers	15.11 101	12.11 83	Pooraka	Mitcham	22.9 141	10.13 73	Flinders Park
Flinders Park	12.16 88	9.16 70	Mitcham	SMOSH West Lakes	9.10 64	14.8 92	Portland
Portland	11.10 76	12.15 87	SMOSH West Lakes	Pembroke OS	8.7 55	12.12 84	CBCOC
Para Hills	13.17 95	8.19 67	Golden Grove	Golden Grove	16.21 117	7.6 48	Para Hills
Round 2 - 9 April 2011				Round 11 - 25 June 2011			
Golden Grove	7.10 52	4.8 32	Flinders Park	Para Hills	12.11 83	23.23 161	Mitcham
Pooraka	14.9 93	13.11 89	SMOSH West Lakes	Seaton Ramblers	22.14 146	9.3 57	Pembroke OS
Mitcham	12.11 83	11.11 77	Para Hills	Flinders Park	18.18 126	5.3 33	Golden Grove
Portland	6.17 53	6.6 42	CBCOC	SMOSH West Lakes	18.12 120	14.15 99	Pooraka
Pembroke OS	10.9 69	6.13 49	Seaton Ramblers	CBCOC	10.7 67	17.13 115	Portland
Round 3 - 16 April 2011				Round 12 - 2 July 2011			
Para Hills	12.15 87	11.12 78	Pembroke OS	Golden Grove	10.16 76	14.10 94	SMOSH West Lakes
Seaton Ramblers	17.14 116	10.6 66	CBCOC	Mitcham	11.9 75	10.7 67	Pooraka
Pooraka	10.10 70	13.22 100	Mitcham	Portland	17.8 110	6.12 48	Flinders Park
Flinders Park	6.17 53	6.8 44	Portland	CBCOC	6.9 45	15.18 108	Seaton Ramblers
SMOSH West Lakes	12.15 87	5.7 37	Golden Grove	Pembroke OS	12.11 83	5.12 42	Para Hills
Round 4 - 30 April 2011				Round 13 - 9 July 2011			
Golden Grove	8.7 55	17.12 114	Seaton Ramblers	Para Hills	3.2 20	25.12 162	Portland
Mitcham	13.6 84	13.11 89	SMOSH West Lakes	Seaton Ramblers	9.21 75	11.9 75	Golden Grove
Portland	13.18 96	12.13 85	Para Hills	Pooraka	14.17 101	7.12 54	Pembroke OS
CBCOC	10.13 73	11.15 81	Flinders Park	Flinders Park	19.9 123	11.13 79	CBCOC
Pembroke OS	17.9 111	20.12 132	Pooraka	SMOSH West Lakes	13.7 85	11.9 75	Mitcham
Round 5 - 7 May 2011				Round 14 - 16 July 2011			
Para Hills	15.11 101	12.11 83	CBCOC	Pooraka	8.19 67	13.12 90	Flinders Park
Seaton Ramblers	13.12 90	15.14 104	Mitcham	Mitcham	15.14 104	14.11 95	Seaton Ramblers
Golden Grove	10.9 69	19.11 125	Portland	Portland	14.19 103	13.12 90	Golden Grove
Flinders Park	8.14 62	8.9 57	Pooraka	CBCOC	13.13 91	12.6 78	Para Hills
SMOSH West Lakes	20.9 129	12.6 78	Pembroke OS	Pembroke OS	7.8 50	12.15 87	SMOSH West Lakes
Round 6 - 14 May 2011				Round 15 - 23 July 2011			
Pooraka	17.20 122	11.7 73	Para Hills	Para Hills	15.10 100	15.8 98	Pooraka
Mitcham	18.15 123	8.7 55	Golden Grove	Seaton Ramblers	13.10 88	11.10 76	Portland
Portland	14.13 97	11.9 75	Seaton Ramblers	Golden Grove	11.13 79	14.12 96	Mitcham
CBCOC	6.7 43	14.14 98	SMOSH West Lakes	Flinders Park	18.17 125	5.3 33	Pembroke OS
Pembroke OS	8.6 54	20.17 137	Flinders Park	SMOSH West Lakes	23.16 154	6.13 49	CBCOC
Round 7 - 21 May 2011				Round 16 - 30 July 2011			
Para Hills	10.13 73	21.6 132	SMOSH West Lakes	Pooraka	24.17 161	6.12 48	Golden Grove
Flinders Park	14.11 95	11.13 79	Seaton Ramblers	Seaton Ramblers	13.13 91	15.14 104	Flinders Park
Mitcham	26.14 170	14.13 97	CBCOC	SMOSH West Lakes	25.15 165	5.4 34	Para Hills
Portland	21.15 141	12.5 77	Pembroke OS	CBCOC	11.12 78	17.13 115	Mitcham
Golden Grove	6.19 55	19.21 135	Pooraka	Pembroke OS	13.7 85	13.14 92	Portland
Round 8 - 28 May 2011				Round 17 - 6 August 2011			
Seaton Ramblers	17.10 112	15.10 100	SMOSH West Lakes	Para Hills	8.5 53	23.22 160	Flinders Park
Flinders Park	18.17 125	6.8 44	Para Hills	Golden Grove	9.19 73	16.13 109	Pembroke OS
Portland	11.15 81	9.10 64	Mitcham	Pooraka	13.13 91	17.10 112	CBCOC
CBCOC	10.12 72	10.17 77	Pooraka	SMOSH West Lakes	18.6 114	16.6 102	Seaton Ramblers
Pembroke OS	17.7 109	9.8 62	Golden Grove	Mitcham	6.9 45	17.11 113	Portland
Round 9 - 4 June 2011				Round 18 - 13 August 2011			
Para Hills	7.13 55	18.10 118	Seaton Ramblers	Seaton Ramblers	26.8 164	17.13 115	Para Hills
Golden Grove	9.16 70	13.7 85	CBCOC	Flinders Park	15.10 100	13.9 87	SMOSH West Lakes
Pooraka	19.9 123	14.10 94	Portland	Portland	21.15 141	8.9 57	Pooraka
SMOSH West Lakes	6.11 47	9.12 66	Flinders Park	CBCOC	14.14 98	13.6 84	Golden Grove
Mitcham	22.22 154	5.9 39	Pembroke OS	Pembroke OS	12.11 83	16.20 116	Mitcham

Club	W	D	L	For	Agn	Pts	%
Flinders Park	15	0	3	1688	1214	30	58
Portland	14	0	4	1811	1239	28	59
SMOSH West Lakes	13	0	5	1828	1339	26	58
Mitcham	13	0	5	1880	1442	26	57
Seaton Ramblers	9	1	8	1831	1552	19	54
Pooraka	9	0	9	1771	1605	18	52
CBCOC	5	0	13	1341	1774	10	43
Pembroke OS	5	0	13	1309	1834	10	42
Para Hills	4	0	14	1263	2105	8	38
Golden Grove	2	1	15	1197	1815	5	40

Elimination Final – 20 Aug 2011 – Hawthorn Oval

Mitcham	4.8	5.10	10.11	15.16	106
Seaton Ramblers	4.5	7.7	12.10	13.11	89

Qualifying Final – 20 Aug 2011 – Port Reserve

Portland	4.2	6.4	7.9	11.15	81
SMOSH West Lakes	2.3	5.8	8.12	8.17	65

1st Semi-Final – 27 Aug 2011 – West Lakes Shore Oval

SMOSH West Lakes	4.3	8.4	12.6	17.6	108
Mitcham	2.1	5.4	7.6	13.10	88

2nd Semi-Final – 27 Aug 2011 – Flinders Park Oval

Portland	1.3	5.4	9.8	12.9	81
Flinders Park	3.1	5.3	6.5	9.8	62

Preliminary Final – 3 Sept 2011 – Flinders Park Oval

Flinders Park	0.5	3.15	6.17	8.20	68
SMOSH West Lakes	2.3	3.7	5.9	7.13	55

Grand Final – 10 Sept 2011 – Blair Athol Reserve

Flinders Park	5.3	7.7	11.10	14.18	102
Portland	2.3	3.5	7.7	8.11	59

Division 4 Premier – Tideman Shield

Kilburn



AEC Treloar Medal

Matthew Whelan
Kilburn
Daniel Cahill
Scotch OC
Paul Wootton
Hectorville



Leading goalkicking trophy

Daniel Cahill
Scotch OC
Mark McCallum
Kilburn
66 goals*



*Goals scored at the end of the minor round

Elizabeth		Pulteney	
T. Greenshields	19	I. Perrie	12
S. Taylor	6	J. Aish	12
A. Jones	6	J. O'Connell	10

Fitzroy		Salisbury	
Z. Diorio	7	S. Couzner	9
M. Nelson	4	S. McPherson	8
G. Sullivan	3	T. Dimasi	7

Greenacres		Scotch OC	
N. Wright	15	D. Cahill	20
M Newman	9	W. Thorpe	8
A. Forth	8	C. Thorpe	8

Hectorville		Unley	
P. Wootton	20	N. Chettle	12
M. Howson	10	A. Khabbaz	8
J. Di Giacomo	7	R. Wilsdon	6

Kilburn		Westminster OS	
M. Whelan	20	C. Chubb	14
C. Pressler	9	D. Kildea	11
M. Howson	8	M. Newman	9

Elizabeth		Pulteney	
A. Jones	51	J. Aish	53
S. Taylor	32	I. Perrie	34
M. Aghan	27	C. Barrie	23

Fitzroy		Salisbury	
B. Hart	24	J. Mansfield	44
C. Wheadon	21	S. Schutt	41
A. Tsakiridis	19	L. Short	37

Greenacres		Scotch OC	
T. Uren	46	D. Cahill	74
K. Ettridge	41	W. Thorpe	41
J. Shaw	28	B. Johnston	22

Hectorville		Unley	
S. Pemble	33	B. Fahey	54
M. Howson	27	O. Moss	24
P. Wootton	19	B. Moss	21

Kilburn		Westminster OS	
M. McCallum	81	J. Ferris	43
M. Howson	66	N. Woods	36
K. Parks	40	J. Charles	34

Round 1 - 2 April 2011				Round 10 - 18 June 2011			
Fitzroy	10.18 78	18.12 120	Greenacres	Hectorville	12.10 82	12.9 81	Salisbury
Salisbury	9.13 67	5.8 38	Hectorville	Greenacres	15.14 104	11.4 70	Fitzroy
Elizabeth	18.9 117	9.12 66	Kilburn	Kilburn	22.9 141	9.12 66	Elizabeth
Westminster OS	10.6 66	17.10 112	Scotch OC	Scotch OC	19.11 125	9.10 64	Westminster OS
Pulteney	8.11 59	13.11 89	Unley	Unley	14.13 97	14.6 90	Pulteney
Round 2 - 9 April 2011				Round 11 - 25 June 2011			
Kilburn	16.12 108	15.8 98	Fitzroy	Fitzroy	9.10 64	24.18 162	Kilburn
Greenacres	16.10 106	11.5 71	Elizabeth	Salisbury	16.6 102	11.10 76	Unley
Hectorville	13.11 89	11.12 78	Westminster OS	Elizabeth	12.7 79	14.13 97	Greenacres
Scotch OC	20.19 139	9.6 60	Pulteney	Westminster OS	11.13 79	11.6 72	Hectorville
Unley	6.12 48	16.8 104	Salisbury	Pulteney	17.8 110	7.7 49	Scotch OC
Round 3 - 16 April 2011				Round 12 - 2 July 2011			
Fitzroy	7.11 53	13.25 103	Unley	Greenacres	14.12 96	14.10 94	Westminster OS
Salisbury	16.17 113	7.8 50	Pulteney	Kilburn	8.10 58	13.14 92	Hectorville
Hectorville	17.13 115	12.10 82	Kilburn	Scotch OC	16.11 107	7.12 54	Elizabeth
Elizabeth	17.5 107	15.14 104	Scotch OC	Pulteney	8.8 56	17.14 116	Salisbury
Westminster OS	12.9 81	19.20 134	Greenacres	Unley	17.10 112	4.6 30	Fitzroy
Round 4 - 30 April 2011				Round 13 - 9 July 2011			
Greenacres	11.9 75	16.12 108	Salisbury	Hectorville	13.7 85	10.10 70	Unley
Kilburn	15.16 106	13.17 95	Westminster OS	Fitzroy	8.9 57	19.12 126	Scotch OC
Scotch OC	19.5 119	5.11 41	Fitzroy	Salisbury	10.11 71	12.10 82	Greenacres
Pulteney	14.9 93	24.14 158	Elizabeth	Elizabeth	10.12 82	8.8 56	Pulteney
Unley	7.14 56	12.12 84	Hectorville	Westminster OS	12.12 84	14.14 98	Kilburn
Round 5 - 7 May 2011				Round 14 - 16 July 2011			
Fitzroy	16.10 106	18.11 119	Pulteney	Hectorville	18.13 121	15.13 103	Elizabeth
Salisbury	16.8 104	8.8 56	Kilburn	Kilburn	17.11 113	13.12 90	Salisbury
Greenacres	15.9 99	19.12 126	Scotch OC	Scotch OC	6.18 54	10.17 77	Greenacres
Elizabeth	14.12 96	20.12 132	Hectorville	Pulteney	20.18 138	10.9 69	Fitzroy
Westminster OS	16.8 104	20.13 133	Unley	Unley	13.12 90	11.9 75	Westminster OS
Round 6 - 14 May 2011				Round 15 - 23 July 2011			
Hectorville	20.16 136	10.6 66	Fitzroy	Fitzroy	8.8 56	16.19 115	Hectorville
Kilburn	18.19 127	6.9 45	Greenacres	Salisbury	16.13 109	6.8 44	Scotch OC
Scotch OC	14.17 101	9.6 60	Salisbury	Greenacres	15.9 99	22.10 142	Kilburn
Pulteney	20.10 130	13.10 88	Westminster OS	Elizabeth	10.8 68	16.18 114	Unley
Unley	14.13 97	8.14 62	Elizabeth	Westminster OS	12.14 86	19.16 130	Pulteney
Round 7 - 21 May 2011				Round 16 - 30 July 2011			
Fitzroy	6.13 49	14.9 63	Westminster OS	Salisbury	25.14 164	5.5 35	Elizabeth
Greenacres	18.17 125	14.6 90	Hectorville	Hectorville	7.12 54	14.8 92	Greenacres
Elizabeth	10.6 66	17.8 110	Salisbury	Westminster OS	19.25 139	8.8 56	Fitzroy
Unley	10.12 72	11.8 74	Scotch OC	Pulteney	15.15 105	14.11 95	Kilburn
Kilburn	22.15 147	9.7 61	Pulteney	Scotch OC	14.14 80	10.14 74	Unley
Round 8 - 28 May 2011				Round 17 - 6 August 2011			
Salisbury	18.12 120	6.9 45	Westminster OS	Hectorville	9.13 67	11.4 70	Pulteney
Elizabeth	15.10 100	8.9 57	Fitzroy	Fitzroy	16.5 101	19.16 130	Elizabeth
Scotch OC	18.11 119	16.8 104	Kilburn	Greenacres	14.13 97	12.10 82	Unley
Pulteney	16.6 102	20.13 133	Hectorville	Westminster OS	10.4 64	19.17 131	Salisbury
Unley	28.16 184	10.10 70	Greenacres	Kilburn	12.15 87	11.11 77	Scotch OC
Round 9 - 4 June 2011				Round 18 - 13 August 2011			
Fitzroy	10.12 72	22.24 156	Salisbury	Salisbury	23.17 155	4.4 28	Fitzroy
Greenacres	16.10 106	15.12 102	Pulteney	Elizabeth	11.8 74	12.4 76	Westminster OS
Hectorville	7.9 51	16.9 105	Scotch OC	Scotch OC	11.13 79	11.7 73	Hectorville
Westminster OS	23.7 145	12.12 84	Elizabeth	Pulteney	16.10 106	11.12 78	Greenacres
Kilburn	13.8 86	13.11 89	Unley	Unley	11.10 76	10.18 78	Kilburn

Club	W	D	L	For	Agn	Pts	%
Salisbury	14	0	4	1961	1131	28	63
Scotch OC	13	0	5	1740	1365	26	56
Greenacres	12	0	6	1702	1719	24	50
Kilburn	11	0	7	1856	1596	22	54
Hectorville	11	0	7	1629	1465	22	53
Unley	10	0	8	1662	1401	20	54
Pulteney	8	0	10	1637	1818	16	47
Elizabeth	6	0	12	1552	1887	12	45
Westminster OS	5	0	13	1556	1829	10	46
Fitzroy	0	0	18	1151	2235	0	34

Elimination Final – 20 Aug 2011 – Blair Athol Reserve

Kilburn	2.1	7.6	10.11	14.12	96
Hectorville	3.3	3.5	7.8	11.11	77

Qualifying Final – 20 Aug 2011 – St Marys Park

Scotch OC	1.5	4.7	7.8	15.9	99
Greenacres	2.5	4.7	9.11	10.11	71

1st Semi-Final – 27 Aug 2011 – Edward Smith Reserve

Kilburn	4.5	11.10	17.14	24.14	158
Greenacres	6.5	13.7	17.11	18.13	121

2nd Semi-Final – 27 Aug 2011 – Salisbury Oval

Salisbury	3.5	3.8	9.13	14.18	102
Scotch OC	2.2	5.7	7.9	10.10	70

Preliminary Final – 3 Sept 2011 – St Marys Park

Kilburn	2.3	5.6	7.11	11.11	77
Scotch OC	2.0	5.3	7.5	10.7	67

Grand Final – 10 Sept 2011 – Campbelltown Oval

Kilburn	3.1	6.3	11.3	16.6	102
Salisbury	3.2	7.7	12.7	14.9	93

Division 5 Premier – CB Sangster Shield

Plympton



JB Dicker Medal

Lee Duggan
Hope Valley
Dene Steele
Salisbury West



Adelaide Lutheran		Plympton	
T. Kowald	13	D. Roach	15
R. Edwards	8	J. Smith	13
T. Allen	7	T. Dunkley	7
Brahma Lodge		Rosewater	
T. Alosi	13	P. Williams	7
S. Cosenza	7	J. O'Loughlin	7
R. McKee	6	B. Taheny	7
Hope Valley		Salisbury West	
L. Duggan	26	D. Steele	26
M. Franceschinis	7	R. Woodrow	18
S. Hagerstrom	4	C. Martin	8
Lockleys		West Croydon	
H. Martinello	24	M. Loffler	13
P. Sarno	6	S. Cooper	10
S. Stormonth	5	L. Woodcock	10
North Haven		Woodville South	
M. Eagles	13	A. Clifford	11
P. Eldridge	5	J. Cattermole	10
R. Duerden	3	S. Skewes	8

Leading goalkicking trophy

Scott McIntyre
Brahma Lodge
76 goals*

*Goals scored at the end of the minor round

Adelaide Lutheran		Plympton	
A. Bevan	42	J. Smith	60
L. Downs-Woolley	34	J. Vanderhaak	50
L. Allison	23	T. Dunkley	34
Brahma Lodge		Rosewater	
S. McIntyre	76	C. Mattner	62
T. Alosi	53	A. Matz	41
B. McMullen	19	B. Taheny	22
Hope Valley		Salisbury West	
M. Jones	46	J. Davies	42
J. Denton	32	J. Schell	39
M. Gower	30	A. Kafkoudas	24
Lockleys		West Croydon	
G. Hall	28	L. Woodcock	70
S. Naley	23	N. Bryant	51
S. Stormonth	21	S. Anderson	31
North Haven		Woodville South	
D. McCulloch	49	M. McNeil	54
L. Forrest	40	R. Ahmed	20
S. Hinsley	23	T. Blight	20

Round 1 - 2 April 2011				Round 10 - 18 June 2011										
North Haven	16.17	113	10.12	72	Hope Valley	14.10	94	10.7	67	North Haven				
Adelaide Lutheran	10.14	74	16.5	101	Salisbury West	11.7	73	12.8	80	Adelaide Lutheran				
West Croydon	20.16	136	12.12	84	Lockleys	14.11	95	13.12	90	West Croydon				
Rosewater	14.10	94	19.11	125	Plympton	15.12	102	14.15	99	Rosewater				
Woodville South	12.11	83	12.9	81	Brahma Lodge	13.16	94	10.13	73	Woodville South				
Round 2 - 9 April 2011				Round 11 - 25 June 2011										
Hope Valley	11.9	75	14.13	97	West Croydon	22.7	139	8.12	60	Lockleys				
Salisbury West	8.8	56	17.13	115	Rosewater	17.4	106	14.15	99	Adelaide Lutheran				
Lockleys	13.12	90	9.10	94	North Haven	11.20	86	9.12	66	Hope Valley				
Plympton	9.8	62	10.11	71	Woodville South	13.11	89	14.14	98	Salisbury West				
Adelaide Lutheran	14.9	93	16.9	105	Brahma Lodge	11.18	84	14.7	91	Plympton				
Round 3 - 16 April 2011				Round 12 - 2 July 2011										
North Haven	8.13	61	10.8	68	Brahma Lodge	17.16	118	14.11	95	Rosewater				
Adelaide Lutheran	20.18	138	11.9	75	Woodville South	10.9	69	21.17	143	Salisbury West				
Salisbury West	11.18	84	10.7	67	Lockleys	10.15	75	8.10	58	West Croydon				
West Croydon	21.9	135	18.12	120	Plympton	14.10	94	10.13	73	Adelaide Lutheran				
Rosewater	19.8	122	8.2	50	Hope Valley	13.15	93	17.11	113	North Haven				
Round 4 - 30 April 2011				Round 13 - 9 July 2011										
Hope Valley	14.6	90	14.8	92	Adelaide Lutheran	17.9	111	17.9	111	Plympton				
Lockleys	14.8	92	16.13	109	Rosewater	13.17	95	15.8	98	Hope Valley				
Plympton	10.10	70	17.18	120	North Haven	11.17	83	13.13	91	Brahma Lodge				
Woodville South	11.6	72	25.9	159	West Croydon	19.12	126	11.8	74	Woodville South				
Brahma Lodge	12.8	80	12.13	85	Salisbury West	19.18	132	8.18	66	Lockleys				
Round 5 - 7 May 2011				Round 14 - 16 July 2011										
North Haven	20.15	135	9.4	58	Woodville South	16.7	103	9.20	74	West Croydon				
Adelaide Lutheran	14.5	89	20.5	125	Lockleys	3.9	27	21.22	148	Adelaide Lutheran				
Hope Valley	14.14	98	14.13	97	Plympton	15.7	97	14.12	96	Hope Valley				
West Croydon	13.17	95	18.7	115	Salisbury West	11.12	78	14.18	102	North Haven				
Rosewater	16.18	114	16.15	111	Brahma Lodge	26.13	169	18.9	117	Rosewater				
Round 6 - 14 May 2011				Round 15 - 23 July 2011										
Salisbury West	18.17	125	11.3	69	North Haven	6.9	45	18.14	122	Salisbury West				
Lockleys	5.12	42	15.16	106	Hope Valley	18.6	114	16.12	108	Plympton				
Plympton	15.11	101	8.10	58	Adelaide Lutheran	23.14	152	11.18	84	Lockleys				
Woodville South	10.17	77	8.14	62	Rosewater	26.18	174	12.12	84	Brahma Lodge				
Brahma Lodge	16.9	105	19.11	125	West Croydon	12.16	88	17.7	109	Woodville South				
Round 7 - 21 May 2011				Round 16 - 30 July 2011										
North Haven	15.12	102	12.11	83	Rosewater	14.9	93	14.13	97	West Croydon				
Hope Valley	17.18	120	18.15	123	Salisbury West	21.13	139	13.15	96	Hope Valley				
West Croydon	15.14	104	15.7	97	Adelaide Lutheran	11.14	80	9.10	64	North Haven				
Lockleys	13.16	94	15.13	103	Woodville South	16.12	108	8.6	54	Lockleys				
Plympton	24.14	158	22.8	140	Brahma Lodge	17.9	111	17.19	121	Plympton				
Round 8 - 28 May 2011				Round 17 - 6 August 2011										
Adelaide Lutheran	19.11	125	15.10	100	Rosewater	15.6	96	9.9	63	West Croydon				
West Croydon	17.11	113	14.6	90	North Haven	20.18	138	16.9	105	Brahma Lodge				
Plympton	22.10	142	10.10	70	Lockleys	13.8	86	15.8	98	Woodville South				
Woodville South	8.14	62	14.10	94	Salisbury West	15.4	94	10.13	73	Adelaide Lutheran				
Brahma Lodge	17.21	123	16.14	110	Hope Valley	10.11	71	22.14	146	Plympton				
Round 9 - 4 June 2011				Round 18 - 13 August 2011										
North Haven	14.7	91	15.13	103	Adelaide Lutheran	20.14	134	7.10	52	North Haven				
Hope Valley	15.12	102	11.11	77	Woodville South	17.12	114	19.11	125	Rosewater				
Salisbury West	12.12	84	11.14	80	Plympton	16.13	109	16.9	105	Salisbury West				
Rosewater	11.9	75	16.13	109	West Croydon	4.17	41	15.10	100	Hope Valley				
Lockleys	18.11	119	12.19	91	Brahma Lodge	30.14	194	8.21	69	Lockleys				

Club	W	D	L	For	Agn	Pts	%
Salisbury West	13	0	5	1819	1510	26	55
West Croydon	12	0	6	1955	1644	24	54
Plympton	11	1	6	1915	1719	23	53
Hope Valley	9	0	9	1778	1695	18	51
North Haven	8	1	9	1634	1617	17	50
Adelaide Lutheran	8	0	10	1778	1641	16	52
Rosewater	8	0	10	1793	1760	16	50
Brahma Lodge	8	0	10	1951	1935	16	50
Woodville South	8	0	10	1437	1741	16	45
Lockleys	4	0	14	1378	2176	8	39

Elimination Final – 20 Aug 2011 – Hope Valley Oval

North Haven	3.7	4.10	6.12	12.13	85
Hope Valley	3.3	7.9	9.11	11.12	78

2nd Semi-Final – 27 Aug 2011 – Salisbury Downs Oval

Salisbury West	2.0	6.1	11.3	15.4	94
Plympton	3.3	4.6	5.11	10.13	73

Qualifying Final – 20 Aug 2011 – Fawk Reserve

Plympton	5.7	11.11	12.13	14.19	103
West Croydon	1.2	5.5	8.9	11.10	76

Preliminary Final – 3 Sept 2011 – Plympton Oval

Plympton	2.1	6.11	12.13	18.15	123
West Croydon	2.5	4.6	7.9	11.15	81

1st Semi-Final – 27 Aug 2011 – Fawk Reserve

West Croydon	5.5	6.6	11.11	13.16	94
North Haven	2.4	5.9	5.16	6.21	57

Grand Final – 10 Sept 2011 – Salisbury Oval

Plympton	5.1	9.3	11.4	15.6	96
Salisbury West	2.5	2.10	7.15	8.17	65

Division 6 Premier – Mervyn Evans Shield

Kenilworth



AG Bert Medal

Nicholas Jones Henley



Leading goalkicking trophy

Sean Buss Glenunga 66 goals*

*Goals scored at the end of the minor round

Adelaide University		Henley	
A. Vallelonga	10	N. Jones	25
T. Reid	9	J. McKenzie	3
A. Reid	4	D. Holmes	2
Blackfriars OS		Houghton Districts	
S. Murphy	19	L. Davis	15
M. Spry	8	N. Hall	5
K. Howe	7	C. Schutz	4
Central United		Ingle Farm	
B. Woodward	19	S. Gannell	19
P. Hall	9	G. Hawksworth	9
M. Garner	6	R. Tremain	4
Colonel Light Gardens		Kenilworth	
T. McGowan	10	D. Delawyer	19
T. Evans	9	B. Moser	19
E. Wood	7	T. Manning	6
Glenunga		Trinity OS	
S. Buss	13	J. O'Hara	8
A. Mitchell	11	B. Rogers	6
M. Roberts	10	A. Zorich	5

Adelaide University		Henley	
O Neate	31	S. Walshe	24
M. Kellett	25	D. Loveder	14
T. Reid	21	J. Costello	14
Blackfriars OS		Houghton Districts	
T. Hillman	63	L. Davis	48
B. Hillman	50	A. Musolino	24
A. Demasi	41	A. Moncrieff	23
Central United		Ingle Farm	
P. Hall	58	G. Malbunka	50
B. Woodward	48	B. Rigney	28
N. Fenwick	25	S. Smart	24
Colonel Light Gardens		Kenilworth	
K. Stewart	39	S. Brammer	60
E. Wood	29	S. Oldfield	43
M. Politarhis	14	S. Osborn	35
Glenunga		Trinity OS	
S. Buss	81	A. Cotter	53
L. Karvelis	48	A. Zorich	26
M. Roberts	41	A. Nourse	16

Round 1 - 2 April 2011				Round 10 - 18 June 2011			
Colonel Light Gardens	9.13 67	18.13 121	Blackfriars OS	Blackfriars OS	21.14 140	5.11 41	Colonel Light Gardens
Houghton Districts	17.10 112	12.8 80	Ingle Farm	Ingle Farm	11.10 76	14.14 98	Houghton Districts
Trinity OS	14.17 101	13.6 84	Central United	Adelaide University	14.7 91	13.11 89	Kenilworth
Kenilworth	20.11 131	9.9 63	Adelaide University	Central United	17.13 115	12.11 83	Trinity OS
Glenunga	23.25 163	9.13 67	Henley	Henley	9.15 69	12.7 79	Glenunga
Round 2 - 9 April 2011				Round 11 - 25 June 2011			
Blackfriars OS	9.17 71	17.9 111	Kenilworth	Colonel Light Gardens	14.12 96	15.16 106	Adelaide University
Ingle Farm	10.7 67	19.13 127	Trinity OS	Houghton Districts	22.10 142	14.14 98	Henley
Adelaide University	12.10 82	18.11 119	Colonel Light Gardens	Kenilworth	10.9 69	9.6 60	Blackfriars OS
Central United	16.11 107	11.9 75	Glenunga	Trinity OS	24.12 156	8.5 53	Ingle Farm
Henley	5.9 39	6.13 49	Houghton Districts	Glenunga	23.10 148	13.16 94	Central United
Round 3 - 16 April 2011				Round 12 - 2 July 2011			
Colonel Light Gardens	20.17 137	8.13 61	Henley	Blackfriars OS	18.11 119	5.6 36	Trinity OS
Houghton Districts	12.4 76	12.22 94	Glenunga	Adelaide University	14.18 102	7.4 46	Ingle Farm
Ingle Farm	17.2 104	10.4 64	Adelaide University	Central United	13.10 88	16.13 109	Kenilworth
Kenilworth	15.10 100	12.9 81	Central United	Glenunga	16.10 106	9.11 65	Houghton Districts
Trinity OS	11.10 76	10.11 71	Blackfriars OS	Henley	10.1 61	11.12 78	Colonel Light Gardens
Round 4 - 30 April 2011				Round 13 - 9 July 2011			
Blackfriars OS	23.19 157	13.11 89	Houghton Districts	Colonel Light Gardens	11.9 75	15.16 106	Central United
Adelaide University	8.9 57	5.18 48	Trinity OS	Houghton Districts	4.4 28	12.21 93	Blackfriars OS
Central United	27.12 174	8.11 59	Colonel Light Gardens	Ingle Farm	6.9 45	11.8 74	Henley
Glenunga	20.19 139	18.9 117	Kenilworth	Kenilworth	22.16 148	8.10 58	Glenunga
Henley	5.5 35	13.10 88	Ingle Farm	Trinity OS	5.9 39	11.10 76	Adelaide University
Round 5 - 7 May 2011				Round 14 - 16 July 2011			
Colonel Light Gardens	13.18 96	16.18 114	Glenunga	Ingle Farm	12.13 85	10.22 142	Kenilworth
Houghton Districts	11.10 76	15.11 101	Adelaide University	Adelaide University	13.9 87	14.8 92	Houghton Districts
Blackfriars OS	14.16 100	15.14 104	Central United	Central United	12.12 84	14.10 94	Blackfriars OS
Kenilworth	19.11 125	11.13 79	Ingle Farm	Glenunga	28.12 180	22.8 140	Colonel Light Gardens
Trinity OS	12.9 81	11.11 77	Henley	Henley	7.11 53	11.5 71	Trinity OS
Round 6 - 14 May 2011				Round 15 - 23 July 2011			
Ingle Farm	13.20 98	10.16 76	Colonel Light Gardens	Colonel Light Gardens	16.15 111	12.12 84	Ingle Farm
Adelaide University	11.3 69	15.10 100	Blackfriars OS	Houghton Districts	14.8 92	13.9 87	Central United
Central United	22.17 149	11.9 75	Houghton Districts	Blackfriars OS	11.6 72	6.17 53	Adelaide University
Glenunga	14.9 93	13.12 90	Trinity OS	Kenilworth	20.14 134	6.5 41	Henley
Henley	7.8 50	13.14 92	Kenilworth	Trinity OS	15.13 103	13.10 88	Glenunga
Round 7 - 21 May 2011				Round 16 - 30 July 2011			
Colonel Light Gardens	8.9 57	14.10 94	Trinity OS	Houghton Districts	7.7 49	22.15 147	Kenilworth
Blackfriars OS	12.20 92	11.13 79	Ingle Farm	Ingle Farm	9.12 66	27.16 178	Blackfriars OS
Kenilworth	34.17 221	1.2 8	Houghton Districts	Trinity OS	9.9 63	11.14 80	Colonel Light Gardens
Adelaide University	12.14 86	15.6 96	Glenunga	Glenunga	13.11 89	10.15 75	Adelaide University
Central United	14.7 91	16.9 105	Henley	Henley	12.8 80	13.17 95	Central United
Round 8 - 28 May 2011				Round 17 - 6 August 2011			
Houghton Districts	12.16 88	12.3 75	Trinity OS	Colonel Light Gardens	14.11 95	17.13 115	Kenilworth
Kenilworth	20.18 138	3.7 25	Colonel Light Gardens	Blackfriars OS	22.25 157	5.3 33	Henley
Central United	13.5 83	11.6 72	Adelaide University	Ingle Farm	15.7 97	32.18 210	Glenunga
Glenunga	19.10 124	16.10 106	Ingle Farm	Trinity OS	23.15 153	9.6 60	Houghton Districts
Henley	11.5 71	11.8 74	Blackfriars OS	Adelaide University	15.14 104	4.14 38	Central United
Round 9 - 4 June 2011				Round 18 - 13 August 2011			
Colonel Light Gardens	26.23 179	14.10 94	Houghton Districts	Kenilworth	14.12 96	13.16 94	Trinity OS
Blackfriars OS	18.9 117	13.12 90	Glenunga	Houghton Districts	11.10 76	12.15 87	Colonel Light Gardens
Ingle Farm	15.10 100	15.10 100	Central United	Central United	24.15 159	13.13 91	Ingle Farm
Trinity OS	10.13 73	10.15 75	Kenilworth	Glenunga	16.10 106	21.9 135	Blackfriars OS
Adelaide University	19.7 121	9.4 58	Henley	Henley	9.9 63	22.15 147	Adelaide University

Club	W	D	L	For	Agg	Pts	%
Kenilworth	16	0	2	2159	1250	32	63
Blackfriars OS	14	0	4	1951	1272	28	61
Glenunga	13	0	5	2052	1788	26	53
Central United	9	1	8	1839	1663	19	53
Trinity OS	9	0	9	1563	1409	18	53
Adelaide University	9	0	9	1556	1439	18	52
Colonel Light Garden	7	0	11	1618	1907	14	46
Houghton Districts	7	0	11	1369	2029	14	40
Ingle Farm	3	1	14	1444	2085	7	41
Henley	2	0	16	1135	1844	4	38

Elimination Final – 20 Aug 2011 – Mofflin Reserve

Trinity OS	1.3	3.9	8.11	10.15	75
Central United	2.7	4.9	6.12	9.16	70

Qualifying Final – 20 Aug 2011 – Park 2 (St Dominics Oval)

Blackfriars OS	5.3	5.7	9.14	15.17	107
Glenunga	2.1	4.5	6.7	11.11	77

1st Semi-Final – 27 Aug 2011 – Webb Oval

Glenunga	8.3	13.9	18.12	20.18	138
Trinity OS	3.2	7.5	8.5	13.10	88

2nd Semi-Final – 27 Aug 2011 – St Marys Park

Kenilworth	2.2	6.4	7.11	14.15	99
Blackfriars OS	0.4	3.7	3.10	6.13	49

Preliminary Final – 3 Sept 2011 – Park 2 (St Dominics Oval)

Glenunga	6.7	9.10	12.13	17.19	121
Blackfriars OS	3.0	7.3	11.5	16.7	103

Grand Final – 10 Sept 2011 – Richmond Oval

Kenilworth	3.3	7.8	11.10	14.14	98
Glenunga	1.3	6.3	8.8	11.9	75

Division 7 Premier – Keith C Sims Shield

**Sacred Heart
OC**



Football Club



KC Sims Medal

Robert O’Gorman
Mawson Lakes



Angle Vale		Modbury	
S. Burgess	11	D. Gray	3
J. Gordon	9	B. Roberts	2
J. Koisee	8	M. Shean	2
Athelstone		North Pines	
B. Waechter	7	M. Robertson	14
M. Piro	5	S. Raegar	12
C. Huggins	3	S. Marks	10
Flinders University		Sacred Heart OC	
D. Gregory	3	M. Turner	13
J. Farmer	3	C. Carroll	9
B. Pech	3	J. Elliott	7
Mawson Lakes		Tea Tree Gully	
R. O’Gorman	25	G. Mount	18
C. Ung	8	S. Tregloan	10
M. Ralph	6	B. Forbes	6
Mitchell Park			
A. May	16		
T. Potuszynski	13		
L. McDonnell	11		

Leading goalkicking trophy

Cameron Carroll
Sacred Heart OC
102 goals*

*Goals scored at the end of the minor round

Angle Vale		Modbury	
A. Matthews	74	M. Young	12
G. Stone	30	D. Wegmann	11
K. Rogers	27	D. Campaign	8
Athelstone		North Pines	
J. Bielak	22	T. Mackereth	80
C. Robertson	13	T. Sumner	21
D. D’Ettorre	7	A. Lindsay	19
Flinders University		Sacred Heart OC	
D. Bandt	15	C. Carroll	142
N. Leggett	7	J. Elliott	38
J. Farmer	6	J. Kurenda	28
Mawson Lakes		Tea Tree Gully	
M. Ralph	73	D. Pontt	17
I Novosel	59	A. Maschotta	14
T. Smits	43	B. Haynes	12
Mitchell Park			
L. McDonnell	116		
N. McDonnell	40		
M. Synon	26		

Round 1 - 2 April 2011				Round 10 - 18 June 2011			
Modbury	4.6 30	29.11 185	Mitchell Park	Mitchell Park	27.27 189	4.4 28	Modbury
Athelstone	2.9 21	0.0 0	Sacred Heart OC	Sacred Heart OC	36.17 233	1.2 8	Athelstone
North Pines	11.6 72	13.11 89	Tea Tree Gully	Tea Tree Gully	8.7 55	28.16 184	North Pines
Mawson Lakes	26.12 168	0.5 5	Flinders University	Flinders University	2.4 16	29.10 184	Mawson Lakes
Angle Vale			BYE	Angle Vale			BYE
Round 2 - 9 April 2011				Round 11 - 25 June 2011			
Mitchell Park	11.12 78	8.9 57	Athelstone	Modbury	2.1 13	32.25 217	Sacred Heart OC
Mawson Lakes	15.16 106	10.7 67	Angle Vale	Athelstone	6.4 40	24.21 165	Mitchell Park
Sacred Heart OC	23.15 153	2.5 17	Modbury	North Pines	21.12 138	4.7 31	Flinders University
Flinders University	7.4 46	0.0 0	North Pines	Angle Vale	14.11 95	22.10 142	Mawson Lakes
Tea Tree Gully			BYE	Tea Tree Gully			BYE
Round 3 - 16 April 2011				Round 12 - 2 July 2011			
Modbury	6.7 43	11.14 80	Tea Tree Gully	Mawson Lakes	9.7 61	5.4 34	Mitchell Park
North Pines	17.15 117	24.11 155	Sacred Heart OC	Angle Vale	22.15 147	6.1 37	Flinders University
Flinders University	11.7 73	32.31 223	Angle Vale	Sacred Heart OC	15.5 95	5.11 41	North Pines
Mitchell Park	11.8 74	17.10 112	Mawson Lakes	Tea Tree Gully	29.13 187	9.3 57	Modbury
Athelstone			BYE	Athelstone			BYE
Round 4 - 30 April 2011				Round 13 - 9 July 2011			
Mitchell Park	25.15 165	8.9 57	North Pines	Modbury	3.4 22	17.17 119	Angle Vale
Angle Vale	30.17 197	4.10 34	Modbury	Athelstone	7.10 52	19.17 131	Tea Tree Gully
Sacred Heart OC	38.22 250	1.1 7	Flinders University	North Pines	22.11 143	11.6 72	Mitchell Park
Tea Tree Gully	15.14 104	8.4 52	Athelstone	Flinders University	1.4 10	33.15 213	Sacred Heart OC
Mawson Lakes			BYE	Mawson Lakes			BYE
Round 5 - 7 May 2011				Round 14 - 16 July 2011			
Athelstone	12.7 79	20.11 131	Angle Vale	Mitchell Park	28.18 186	2.7 19	Flinders University
North Pines	20.16 136	10.7 67	Modbury	Angle Vale	25.15 165	4.5 29	Athelstone
Flinders University	3.9 27	23.18 156	Mitchell Park	Modbury	4.3 27	19.24 138	North Pines
Mawson Lakes	11.13 79	11.10 76	Tea Tree Gully	Tea Tree Gully	11.8 74	14.9 93	Mawson Lakes
Sacred Heart OC			BYE	Sacred Heart OC			BYE
Round 6 - 14 May 2011				Round 15 - 23 July 2011			
Angle Vale	12.14 86	10.13 73	North Pines	Athelstone	15.8 98	13.18 96	Modbury
Modbury	9.6 60	13.13 91	Athelstone	North Pines	20.8 128	19.11 125	Angle Vale
Tea Tree Gully	19.12 126	2.2 14	Flinders University	Flinders University	11.8 74	13.11 89	Tea Tree Gully
Mawson Lakes	9.8 62	15.9 99	Sacred Heart OC	Sacred Heart OC	14.15 99	10.7 67	Mawson Lakes
Mitchell Park			BYE	Mitchell Park			BYE
Round 7 - 21 May 2011				Round 16 - 30 July 2011			
Angle Vale	17.19 121	13.9 87	Sacred Heart OC	Mitchell Park	17.15 117	5.5 35	Tea Tree Gully
Tea Tree Gully	16.6 102	13.18 96	Mitchell Park	Sacred Heart OC	16.17 113	13.4 82	Angle Vale
Flinders University	11.10 76	16.11 107	Athelstone	Athelstone	14.11 95	9.10 64	Flinders University
North Pines	9.12 66	14.10 94	Mawson Lakes	Mawson Lakes	11.14 80	19.11 125	North Pines
Modbury			BYE	Modbury			BYE
Round 8 - 28 May 2011				Round 17 - 6 August 2011			
Mitchell Park	19.7 121	12.11 83	Sacred Heart OC	Angle Vale	13.15 93	8.6 54	Tea Tree Gully
Modbury	1.3 9	32.19 211	Mawson Lakes	Sacred Heart OC	12.10 82	13.11 89	Mitchell Park
Tea Tree Gully	8.15 63	17.18 120	Angle Vale	North Pines	26.23 179	2.5 17	Athelstone
Athelstone	4.7 31	14.12 96	North Pines	Mawson Lakes	36.26 242	1.2 8	Modbury
Flinders University			BYE	Flinders University			BYE
Round 9 - 4 June 2011				Round 18 - 13 August 2011			
Angle Vale	21.6 132	16.15 111	Mitchell Park	Mitchell Park	23.13 151	17.10 112	Angle Vale
Sacred Heart OC	24.12 156	9.10 64	Tea Tree Gully	Modbury	14.8 92	6.11 47	Flinders University
Flinders University	11.7 73	10.17 77	Modbury	Tea Tree Gully	5.5 35	21.11 137	Sacred Heart OC
Mawson Lakes	18.18 126	3.2 20	Athelstone	Athelstone	3.5 23	22.22 154	Mawson Lakes
North Pines			BYE	North Pines			BYE

Club	W	D	L	For	Agn	Pts	%
Mawson Lakes	13	0	3	1981	890	26	69
Sacred Heart OC	12	0	4	2172	875	24	71
Mitchell Park	11	0	5	1989	1120	22	64
Angle Vale	11	0	5	2015	1302	22	61
North Pines	9	0	7	1693	1235	18	58
Tea Tree Gully	8	0	8	1364	1439	16	49
Athelstone	5	0	11	820	1858	10	31
Modbury	2	0	14	680	2363	4	22
Flinders University	1	0	15	619	2251	2	22

Elimination Final – 20 Aug 2011 – Elliot Goodger Memorial Park

Angle Vale	5.3	12.6	15.8	22.11	143
North Pines	5.3	7.8	12.11	17.16	118

Qualifying Final – 20 Aug 2011 – Sacred Heart Middle School

Sacred Heart OC	4.1	9.2	14.4	18.6	114
Mitchell Park	3.0	6.1	10.3	10.4	64

1st Semi-Final – 27 Aug 2011 – Mitchell Park Oval

Angle Vale	6.3	10.6	14.7	18.12	120
Mitchell Park	5.3	7.5	9.11	14.13	97

2nd Semi-Final – 27 Aug 2011 – Mawson Lakes Oval

Mawson Lakes	3.1	7.1	11.5	13.6	84
Sacred Heart OC	4.4	6.6	7.7	10.9	69

Preliminary Final – 3 Sept 2011 – Sacred Heart Middle School

Sacred Heart OC	6.5	10.8	18.12	28.17	185
Angle Vale	1.0	1.1	4.2	5.2	32

Grand Final – 10 Sept 2011 – Payneham Oval

Sacred Heart OC	3.2	9.4	12.4	17.7	109
Mawson Lakes	1.2	3.4	4.7	5.9	39

Champion Club Cup



FLINDERS PARK

The Champion Club Cup is awarded to the most successful SAAFL Club in terms of winning matches in all its Divisions throughout the season and conducting its affairs in a manner befitting a Member Club of the League.

Teams are awarded five points for a win, and two for a loss. Points are also deducted for Club penalties, including not attending compulsory meetings. The total number of points is divided by the Club's number of teams to produce a final points average.

Pos	Club	Teams	Points				
1.	Flinders Park	5	84				
2.	Sacred Heart OC	5	83	34.	Mitcham	4	49
3.	Unley	3	79	35.	Mitchell Park	2	48
4.	SMOSH West Lakes	5	75	36.	Ovingham	1	48
5.	Rostrevor OC	3	74	37.	Greenacres	2	47
6.	St Peter's OC	3	73	38.	Hectorville	3	47
7.	Adelaide University	7	72	39.	Seaton Ramblers	4	46
8.	Adelaide Lutheran	3	71	40.	West Croydon	3	46
9.	Walkerville	3	70	41.	Elizabeth	4	45
10.	Hope Valley	4	69	42.	PHOS Camden	4	45
11.	Salisbury West	3	67	43.	Colonel Light Gardens	2	44
12.	Glenunga	2	64	44.	Modbury	5	43
13.	Mawson Lakes	3	64	45.	Pulteney	3	43
14.	Salisbury	5	64	46.	Athelstone	4	42
15.	Scotch OC	3	63	47.	Pembroke OS	3	40
16.	Kenilworth	4	61	48.	Pooraka	3	38
17.	Woodville South	3	60	49.	Brahma Lodge	3	38
18.	Blackfriars OS	2	59	50.	Port District	4	37
19.	Gaza	3	59	51.	Rosewater	2	37
20.	Golden Grove	5	59	52.	Salisbury North	4	37
21.	Portland	4	59	53.	Tea Tree Gully	4	37
22.	Goodwood Saints	4	57	54.	Gepps Cross	4	36
23.	Henley	5	57	55.	Houghton Districts	2	36
24.	Prince Alfred OC	4	57	56.	Westminster OS	2	36
25.	Trinity OS	3	56	57.	Para Hills	3	34
26.	North Haven	4	54	58.	Lockleys	3	32
27.	Old Ignatians	3	54	59.	Payneham NU	3	32
28.	Kilburn	3	53	60.	Eastern Park	4	30
29.	Broadview	5	52	61.	Fitzroy	3	28
30.	North Pines	2	51	62.	Ingle Farm	3	28
31.	Central United	2	50	63.	CBCOC	3	26
32.	Plympton	4	50	64.	Flinders University	2	24
33.	Angle Vale	2	49	65.	Smithfield	1	20

2011 SAAFL Team of the Year



Blake Wegener
Gaza

Adrian Stephens
Gaza

Anthony Skara
Goodwood Saints

Chris Radetti
Gaza

Craig Holm
Rostrevor OC

Brodie Hudson (CAPT)
Gepps Cross

Michael Kerr
Gaza

Timothy Davey
Modbury

FORWARDS

Sam Phillipou
Henley

HALF-FORWARDS

Steven Evans
Salisbury North

CENTRES

Alex Stengle
Gepps Cross

HALF-BACKS

Matthew Illman
Goodwood Saints

BACKS

Shane Slater
Salisbury North

1st RUCK

Dean Christie
Gaza

2nd RUCK

Joseph Hay (V-Capt)
Salisbury North

RESERVES

Michael Bray
PHOS Camden

COACH

Nathan Grainger – *Gaza*

Murray Hamblin
Goodwood Saints

Jack Juniper
Sacred Heart OC

Daniel Wicks
Tea Tree Gully

Shaun Gatto
Eastern Park

Todd Blacksell
PHOS Camden

Joshua Willoughby
Old Ignatians

Scott Williams
Broadview

David Allocca
Gepps Cross

Leading Goalkickers for 2011

Division	Player	Club	Goals
D1	Sam Phillipou	Henley	64
D2	Drew Lister	Rostrevor OC	85
D3	Korey Loechel	Seaton Ramblers	65
D4	Daniel Cahill	Scotch OC	66
	Mark McCallum	Kilburn	66
D5	Scott McIntyre	Brahma Lodge	76
D6	Sean Buss	Glenunga	66
D7	Cameron Carroll	Sacred Heart OC	117
D1R	Samuel Harvey	Henley	70
D2R	Brett Smid	Walkerville	42
D3R	Scott Fenney	Seaton Ramblers	43
D4R	Michael Bellifimini	Unley	57
D5R	Dion Hetherington	Woodville South	48
D6R	Lachlan Cameron	Adelaide University	57
D7R	Nick Tait	Sacred Heart OC	110
C1	Wade Hoey	Adelaide University	50
C2	John Waltham	Prince Alfred OC	51
C3	Michael Demant	Flinders Park	91
C4	David Hodges	Unley	79
C5	Michael Togo	North Haven	33
C6	Marc Marshall	Golden Grove	57
C7	Thomas Wright	Salisbury	32
U18 Blue	Matthew Kemp	Broadview	75
U18 Red	Lachlan Barker	Golden Grove	35
U18 Yellow	Tom Pysing	Goodwood Saints	50

Looking back...

with Don Tohill



FIVE YEARS AGO: 2006

2006 was the year that raised the awareness to change the governance structure of the League, the introduction of the Match Day Official, to report an off-field incident, and the appointment of a full-time Umpire Manager to improve the direction and coaching although recruitment of new umpires remained a problem. The U/17 representative team played two matches, one against the Hills League at Heathfield winning 9.12 to 5.18, and another against the Southern League losing 7.8 to 9.12. The U/23 representative team also played the Southern League at Reynella Oval for the Coca-Cola Challenge Cup winning 13.3 to 10.6 and capped off the year by beating the VAFA in Melbourne 9.17 to 7.12. Paul Merritt of the Gaza club won the D1 Eric Pfitzner medal and Goodwood Saints the D1 Premiership.

10 YEARS AGO: 2001

The League faced many issues and had acted on quite a few with the introduction of a Final Five System from D2-D6 respectively (previously only D1) and Sunday Finals. A complete overhaul of the Constitution and Rules and Regulations was undertaken and the feasibility of relocating the League's headquarters to Thebarton Oval. The senior state team played the VAFA at Elsternwick Park in June and lost 19.4 to 14.12. The U/17 side travelled to Port Augusta to play the Spencer Gulf League U/18 side. This match was played as a curtain raiser to the Spencer Gulf League Central Australia League match and was part of celebrating 100 years of football in Port Augusta. The D1 Eric Pfitzner medal was won by Jamie Sibbick from Adelaide University and Kilburn won the D1 Premiership defeating Adelaide University 19.5 to 14.7.

20 YEARS AGO: 1991



After six years of major sponsorship from Carlton and United Breweries, a four year sponsorship agreement was signed with the SA Brewing Company. The umpires had a new coach in Peter Francis replacing Geoff Creek after a three year stint. New coaches at A1 level were Daryl West (Adelaide University), Owen Kelly (Gaza), Warren Ploenges (Goodwood Saints), Rod Burton (Riverside), David Tiller (Scotch OC), Grant Lyon (SPOC) and Glen Elliott (Broadview). The AAFC Carnival was held in WA with Evan Katsaros as coach. SA lost the first game against WA, 18.16 to 15.7. This loss was critical for SA having won against both Victoria and Tasmania as WA went through undefeated to win their first ever Carnival. Shane Moore became the first Kilburn player to win the D1 Eric Pfitzner medal, with Greek Camden taking out the D1 title 9.12 to Kilburn 9.1.

50 YEARS AGO: 1961

In June 1961 the Amateur League acquired rooms in Tynte Street, North Adelaide. Alan Statton took over from A.F.R. Dodd as Secretary. Former State player, secretary of Kenilworth and long serving member of the Umpire and Permit Committee, Hibble Main, was awarded Life Membership of the Amateur League. Two new clubs in Seaton Ramblers (West Torrens Association) and the Teachers were admitted to the League. The Teacher's team was mainly comprised of players who had graduated in their teaching course, and so did not qualify for the Teachers College team. The state team which included eight University players and four from Kilburn beat Victoria at the Adelaide Oval 13.12 to 10.19. This was SA's first win against Victoria since 1955. Neil Hawke won the A1 Hone Medal playing for Brighton. University won the A1 Premiership defeating Kilburn 8.6 to 3.8.

Division 1R Premier – Pearson Cup

Henley



EA Davoren Medal

Cail Harris
Sacred Heart OC

Scot Ramsay
Gaza



Leading goalkicking trophy

Samuel Harvey
Henley
70 goals*

*Goals scored at the end of the minor round

Broadview B. Simpson	7	Henley L. O'Donohue	11
Eastern Park T. McDonald	4	PHOS Camden W. Paptolis	6
Gaza S. Ramsay	16	Sacred Heart OC C. Harris	16
Gepps Cross T. Stirling	6	Salisbury North B. Barton	12
Goodwood Saints S. Baker	7	Tea Tree Gully M. Min	7

Broadview S. Jones	36	Henley S. Harvey	85
Eastern Park R. Redpath	20	PHOS Camden N. Iordanou	34
Gaza D. Pettejohn	33	Sacred Heart OC W. Laundry	53
Gepps Cross J. Hepner	18	Salisbury North S. Drainer	29
Goodwood Saints D. Scuteri	20	Tea Tree Gully M. Reval	18

Club	W	D	L	For	Agn	Pts	%
Sacred Heart OC	17	0	1	2041	626	34	77
Henley	16	0	2	1663	797	32	68
Gaza	14	0	4	1287	889	28	59
PHOS Camden	10	0	8	1370	1218	20	53
Broadview	8	0	10	1265	1148	16	52
Goodwood Saints	7	0	11	1322	1087	14	55
Tea Tree Gully	7	0	11	1259	1360	14	48
Salisbury North	7	0	11	1179	1468	14	45
Gepps Cross	4	0	14	899	1730	8	34
Eastern Park	0	0	18	584	2546	0	19

Elimination Final – 27 Aug 2011 – Sacred Heart Senior College

PHOS Camden	1.5	3.8	4.8	8.11	59
Broadview	1.3	5.5	7.7	7.8	50

Qualifying Final – 27 Aug 2011 – Henley Memorial Oval

Gaza	2.4	4.6	6.8	10.9	69
Henley	0.0	0.3	0.4	2.8	20

1st Semi-Final – 3 Sept 2011 – Sacred Heart Senior College

Henley	6.3	7.5	15.8	20.9	129
PHOS Camden	0.0	0.0	0.1	3.4	22

2nd Semi-Final – 3 Sept 2011 – Klemzig Oval

Sacred Heart OC	2.3	6.4	12.6	12.8	80
Gaza	2.0	3.3	4.4	7.10	52

Preliminary Final – 10 Sept 2011 – Goodwood Oval


Henley	4.2	7.2	8.7	14.12	96
Gaza	1.3	3.9	5.9	6.10	46

Grand Final – 17 Sept 2011 – Thebarton Oval

Henley	1.4	4.5	7.9	8.10	58
Sacred Heart OC	2.2	4.2	5.2	9.3	57

Division 2R Premier – MLS Ranger Shield

Walkerville



EP Nazer Medal

Thomas Williams
Walkerville



Leading goalkicking trophy

Brett Smid
Walkerville
42 goals*

*Goals scored at the end of the minor round

Adelaide University M. Lawrie	13	Port District L. Ebert	7
Athelstone J. Pike	10	Prince Alfred OC S. Mader	5
Modbury B. Tarca	6	Rostrevor OC P. Murphy	11
Old Ignatians B. Howland	6	St Peter's OC R. Milne	9
Payneham NU J. Stagg	5	Walkerville T. Williams	15

Adelaide University S. Edwards	28	Port District D. Pavljuk	17
Athelstone J. Chigwidden	31	Prince Alfred OC M. Phillips	15
Modbury B. Kearns	21	Rostrevor OC J. Harrison	26
Old Ignatians T. Kolesnik	23	St Peter's OC N. Marwe	29
Payneham NU J. Stagg	17	Walkerville B. Smid	42

Club	W	D	L	For	Agn	Pts	%
Adelaide University	16	0	2	1399	771	32	64
Walkerville	15	0	3	1503	862	30	64
Rostrevor OC	11	0	7	1447	994	22	59
Old Ignatians	10	1	7	1203	983	21	55
St Peter's OC	10	1	7	1185	1007	21	54
Prince Alfred OC	8	0	10	1118	1358	16	45
Athelstone	6	0	12	1147	1303	12	47
Payneham NU	5	0	13	894	1727	10	32
Port District	4	0	14	995	1344	8	43
Modbury	4	0	14	913	1455	8	39

Elimination Final – 20 Aug 2011 – Caterer Oval

St Peter's OC	0.0	5.1	7.4	7.7	49
Old Ignatians	2.2	3.3	4.6	4.11	35

2nd Semi-Final – 27 Aug 2011 – Walkerville Rec Ground

Adelaide University	4.3	7.6	9.8	10.12	72
Walkerville	2.1	3.3	7.6	9.9	60

Qualifying Final – 20 Aug 2011 - Thebarton Oval

Walkerville	1.5	5.5	7.7	10.10	70
Rostrevor OC	1.6	4.10	6.11	7.15	57

Preliminary Final – 3 Sept 2011 – Campbelltown Oval

Walkerville	3.5	6.5	6.9	7.11	53
St Peter's OC	0.2	2.6	3.9	4.11	35

1st Semi-Final – 27 Aug 2011 – Campbelltown Oval

St Peter's OC	1.4	3.8	7.10	10.11	71
Rostrevor OC	0.1	0.4	2.4	7.4	49

Grand Final – 10 Sept 2011 – Thebarton Oval

Walkerville	2.0	5.2	6.4	10.10	70
Adelaide University	2.7	3.7	5.10	5.11	41

Division 3R Premier – AG & PM Martin Pty Ltd Shield

Flinders Park



HW Main Medal

Pasqual Lagana
Seaton Ramblers



Leading goalkicking trophy

Scott Fenney
Seaton Ramblers
43 goals*

*Goals scored at the end of the minor round

CBCOC B. Hill	6	Pembroke OS N. Bentley	7
Flinders Park D. Fiegert	14	Pooraka D. Olds	6
Golden Grove J. Tonkin	8	Portland S. Arnold	9
Mitcham A. Kerr	9	Seaton Ramblers P. Lagana	31
Para Hills S. Cummins	13	SMOSH West Lakes P. Noble	13

CBCOC B. Hill	11	Pembroke OS M. Willis	15
Flinders Park N. Mules	41	Pooraka J. Dolan	23
Golden Grove D. Johnson	22	Portland D. Golding	20
Mitcham B. Geytenbeek	19	Seaton Ramblers S. Fenney	45
Para Hills F. Cirocco	39	SMOSH West Lakes E. Williams	31

Club	W	D	L	For	Agn	Pts	%
SMOSH West Lakes	16	0	2	1767	682	32	72
Flinders Park	15	0	3	1762	690	30	72
Seaton Ramblers	12	0	6	1371	1058	24	56
Golden Grove	10	2	6	1227	1041	22	54
Mitcham	11	0	7	1178	1178	22	51
Para Hills	7	1	10	925	1185	15	44
Pembroke OS	7	0	11	874	1184	14	42
Pooraka	5	1	12	959	1309	11	42
Portland	4	0	14	1011	1486	8	40
CBCOC	1	0	17	558	1844	2	23

Elimination Final – 20 Aug 2011 – Hawthorn Oval

Mitcham	4.4	7.6	10.6	13.8	86
Golden Grove	1.1	2.4	3.10	5.10	40

2nd Semi-Final – 27 Aug 2011 – Flinders Park Oval

SMOSH West Lakes	4.2	8.4	9.8	14.9	93
Flinders Park	5.0	9.1	10.2	12.4	76

Qualifying Final – 20 Aug 2011 – Port Reserve

Flinders Park	5.5	11.6	14.8	21.11	137
Seaton Ramblers	0.1	0.1	1.1	1.2	8

Preliminary Final – 3 Sept 2011 – Flinders Park Oval

Flinders Park	1.0	8.2	11.6	13.8	86
Mitcham	6.2	6.2	9.3	9.7	61

1st Semi-Final – 27 Aug 2011 – West Lakes Shore Oval

Mitcham	3.5	4.9	7.12	11.10	78
Seaton Ramblers	3.1	7.2	8.5	10.6	66

Grand Final – 10 Sept 2011 – Blair Athol Reserve

Flinders Park	3.2	5.5	8.6	11.8	74
SMOSH West Lakes	2.4	2.8	6.11	9.12	66

Division 4R Premier – John Schulz Shield



CG Tideman Medal

James Puopolo
Unley



Elizabeth A. Tully	15	Pulteney P. Tripodi	21
Fitzroy J. Westwood	8	Salisbury J. Lee	8
Greenacres S. Hosking	6	Scotch OC J. Buck	26
Hectorville S. Watson	7	Unley J. Puopolo	27
Kilburn D. Smith	10	Westminster OS M Gordon	10

Leading goalkicking trophy

Michael Bellifimini
Unley
57 goals*

*Goals scored at the end of the minor round

Elizabeth D. Walton	46	Pulteney B. Tippett	49
Fitzroy B. Stewart	9	Salisbury N. Brown	31
Greenacres K. Milera	12	Scotch OC J. Buck	46
Hectorville S. Verrall	17	Unley M. Bellifimini	68
Kilburn S. Osbitt	36	Westminster OS J. Hutt	16

Club	W	D	L	For	Agn	Pts	%
Salisbury	17	0	5	1819	1510	26	55
Unley	16	0	6	1955	1644	24	54
Scotch OC	12	0	6	1915	1719	23	53
Elizabeth	11	0	9	1778	1695	18	51
Kilburn	11	0	9	1634	1617	17	50
Pulteney	11	0	10	1778	1641	16	52
Greenacres	4	0	10	1793	1760	16	50
Westminster OS	4	0	10	1951	1935	16	50
Hectorville	3	0	10	1437	1741	16	45
Fitzroy	1	0	14	1378	2176	8	39

Elimination Final – 20 Aug 2011 – Blair Athol Reserves

Elizabeth	5.3	11.4	12.8	15.9	99
Kilburn	0.2	4.2	8.3	12.4	76

Qualifying Final – 20 Aug 2011 – St Marys Park

Unley	4.4	8.7	11.9	14.10	94
Scotch OC	1.1	3.3	4.4	8.6	54

1st Semi-Final – 27 Aug 2011 – Edward Smith Reserve

Scotch OC	3.2	5.7	5.8	9.10	64
Elizabeth	3.2	5.4	9.7	9.7	61

2nd Semi-Final – 27 Aug 2011 – Salisbury Oval

Salisbury	2.3	4.5	5.7	9.12	ET= 10.13
Unley	3.2	5.2	9.6	10.6	ET = 11.6

Preliminary Final – 3 Sept 2011 – St Marys Park

Unley	2.2	4.9	6.11	8.18	66
Scotch OC	3.3	3.4	6.4	7.4	46

Grand Final – 10 Sept 2011 – Campbelltown Oval

Unley	2.2	5.3	7.5	9.9	63
Salisbury	1.2	3.3	7.6	7.8	50

Division 5R Premier – AC Samuel Shield

Adelaide Lutheran



GP Wilson Medal

Mark Rowe
Salisbury West



Leading goalkicking trophy

Dion Hetherington
Woodville South
48 goals*

*Goals scored at the end of the minor round

Adelaide Lutheran T. Jenke	14	Plympton C. Selfe	15
Brahma Lodge B. Rudgley	8	Rosewater R. Cichowski	5
Hope Valley S. Barratt	17	Salisbury West M. Rowe	18
Lockleys J. Trenowden	4	West Croydon M. Francis	8
North Haven R. Sutherland	14	Woodville South N. Ward	12

Adelaide Lutheran M. Menz	38	Plympton M. Pohe	17
Brahma Lodge C. Wilkinson	22	Rosewater R. Cichowski	30
Hope Valley S. Selvanera	41	Salisbury West R. Creek	34
Lockleys S. Gatis	17	West Croydon M. Mellor	21
North Haven A. Keros	27	Woodville South D. Hetherington	56

Club	W	D	L	For	Agn	Pts	%
Adelaide Lutheran	16	0	2	1672	706	32	70
Salisbury West	15	0	3	1513	945	30	62
Woodville South	13	0	5	1636	857	26	66
Hope Valley	11	0	7	1516	1057	22	59
North Haven	11	0	7	1366	1088	22	56
Plympton	9	0	9	1249	1062	18	54
Brahma Lodge	6	0	12	975	1385	12	41
Rosewater	3	0	15	940	1697	6	36
Lockleys	3	0	15	821	1695	6	33
West Croydon	3	0	15	669	1865	6	26

Elimination Final – 20 Aug 2011 – Hope Valley Oval
Hope Valley 3.3 6.5 8.10 11.12 78
 North Haven 3.2 4.7 4.7 6.8 44

Qualifying Final – 20 Aug 2011 – Fawk Reserve
Woodville South 4.4 4.7 11.9 12.11 83
 Salisbury West 1.1 5.2 6.3 7.3 45

1st Semi-Final – 27 Aug 2011 – Salisbury Downs Oval
Hope Valley 2.10 3.13 4.16 8.19 67
 Salisbury West 2.1 5.6 6.7 8.8 56

2nd Semi-Final – 27 Aug 2011 – Fawk Reserve
Adelaide Lutheran 4.2 6.6 9.8 11.8 74
 Woodville South 3.1 7.1 8.4 10.8 68

Preliminary Final – 3 Sep 2011 – Plympton Oval
Woodville South 2.2 4.2 4.5 5.7 35
 Hope Valley 1.1 3.2 5.4 5.5 33

Grand Final – 10 Sept 2011 – St Marys Park
Adelaide Lutheran 0.1 4.5 7.8 9.13 67
 Woodville South 4.0 4.1 7.1 9.2 56

Division 6R Premier – Alex Cooper Shield

Kenilworth



RH Elix Medal

Paul Hill
Trinity OS



Leading goalkicking trophy

Lachlan Cameron
Adelaide University
57 goals*

*Goals scored at the end of the minor round

Adelaide University J. Dean	16	Henley L. Rayner	17
Blackfriars OS P. Vo	19	Houghton Districts J. Gibb	3
Central United G. Heath	8	Ingle Farm B. Hurst	5
Colonel Light Gardens J. Corey	6	Kenilworth J. Strugnell	15
Glenunga S. Thompson	11	Trinity OS P. Hill	21

Adelaide University L. Cameron	61	Henley S. Barnes	40
Blackfriars OS A. Constantinou	17	Houghton Districts T. Speight	20
Central United R. Stansborough	33	Ingle Farm W. Green	7
Colonel Light Gardens J. Watts	11	Kenilworth T. Vitale	65
Glenunga S. Harvey	24	Trinity OS M. Perry	47

Club	W	D	L	For	Agn	Pts	%
Trinity OS	17	0	1	1664	616	34	73
Kenilworth	15	0	3	1933	592	30	77
Adelaide University	15	0	3	1731	1029	30	63
Henley	12	0	6	1339	990	24	57
Glenunga	8	0	10	1392	1152	16	55
Central United	8	0	10	1343	1212	16	53
Colonel Light Gardens	6	0	12	993	1509	12	40
Blackfriars OS	5	0	13	1048	1467	10	42
Ingle Farm	2	0	16	710	1949	4	27
Houghton Districts	2	0	16	535	2172	4	20

Elimination Final – 20 Aug 2011 – Park 2 (St Dominics Oval)

Henley	2.5	5.7	8.8	12.11	83
Glenunga	2.0	5.1	9.5	11.5	71

2nd Semi-Final – 27 Aug 2011 – St Marys Park

Kenilworth	2.3	4.5	8.8	12.8	80
Trinity OS	1.2	2.3	5.3	5.3	33

Qualifying Final – 20 Aug 2011 – Sacred Heart Middle School

Kenilworth	6.1	7.2	11.4	16.6	102
Adelaide University	1.0	5.5	5.6	8.7	55

Preliminary Final – 3 Sept 2011 – Park 2 (St Dominics Oval)

Adelaide University	4.3	5.4	9.7	9.13	67
Trinity OS	0.2	3.8	5.9	9.12	66

1st Semi-Final – 27 Aug 2011 – Webb Oval

Adelaide University	3.4	8.9	12.13	13.17	95
Henley	2.4	3.6	6.7	9.9	63

Grand Final – 10 Sept 2011 – Richmond Oval

Kenilworth	4.4	8.5	10.6	12.11	83
Adelaide University	4.0	7.3	8.8	10.10	70

Division 7R Premier – DW Sayer Shield

Sacred Heart OC



Football Club



FJ Monten Medal

Corey Wandtke
Modbury



Leading goalkicking trophy

Nick Tait
Sacred Heart OC
110 goals*

*Goals scored at the end of the minor round

Angle Vale S. Van-Horen	6	Modbury C. Wandtke	27
Athelstone J. Zbiersky	9	North Pines E. Lindsay	10
Flinders University D. Ward	14	Sacred Heart OC J. Gordon	10
Mawson Lakes A. Rath	9	Tea Tree Gully P. Mander	11
Mitchell Park S. Kulmer	6		

Angle Vale A. Walker	14	Modbury S. Scudds	87
Athelstone D. Tomaselli	35	North Pines K. Benbolt	27
Flinders University D. Ward	7	Sacred Heart OC N. Tait	118
Mawson Lakes M. Veitch	43	Tea Tree Gully S. Cox	13
Mitchell Park R. Viscone	14		

Club	W	D	L	For	Agn	Pts	%
Sacred Heart OC	15	0	1	2109	303	30	87
Modbury	15	0	1	1577	573	30	73
Mawson Lakes	11	0	5	1478	656	22	69
North Pines	9	0	7	1161	1097	18	51
Athelstone	8	0	8	1215	1010	16	55
Mitchell Park	5	0	11	892	1483	10	38
Tea Tree Gully	3	0	13	707	1510	6	32
Angle Vale	3	0	13	619	1779	6	26
Flinders University	3	0	13	501	1848	6	21

Elimination Final – 20 Aug 2011 – Elliott Goodger Memorial Park

Athelstone	3.4	5.7	8.11	10.13	73
North Pines	2.1	2.2	3.4	5.7	37

2nd Semi-Final – 27 Aug 2011 – Mitchell Park Oval

Sacred Heart OC	4.0	7.2	10.4	16.10	106
Modbury	1.3	3.4	3.4	4.4	28

Qualifying Final – 20 Aug 2011 – Mofflin Reserve

Modbury	7.3	12.4	16.6	19.6	120
Mawson Lakes	0.1	3.3	3.3	7.6	48

Preliminary Final – 3 Sept 2011 – Sacred Heart Middle School

Modbury	2.3	4.4	7.9	7.11	53
Athelstone	0.1	1.2	1.4	4.6	30

1st Semi-Final – 27 Aug 2011 – Mawson Lakes Hotel Oval

Athelstone	4.1	7.6	7.10	13.13	91
Mawson Lakes	2.0	5.1	6.2	7.3	45

Grand Final – 10 Sept 2011 – Payneham Oval

Sacred Heart OC	1.7	2.9	5.13	7.13	55
Modbury	1.3	2.4	4.6	5.6	36

Division C1 Premier

Goodwood Saints



PA Collins Medal

Mark Burnett
Broadview



Leading goalkicking trophy

Wade Hoey
Adelaide University
50 goals*

*Goals scored at the end of the minor round

Adelaide University S. Doyle	13	Goodwood Saints P. McCarty	9
Broadview M. Burnett	21	PHOS Camden D. Connolly-Hay	5
Eastern Park B. Smith	18	Salisbury North B. Hem	12
Gaza S. Richards	9	Smithfield S. Richards	4
Gepps Cross G. Robins	11		

Adelaide University W. Hoey	55	Goodwood Saints T. Pysing	25
Broadview S. Jones	36	PHOS Camden K. Mazurke	18
Eastern Park R. Redpath	20	Salisbury North R. Harley	36
Gaza D. Prettejohn	33	Smithfield T. Mattner	9
Gepps Cross C. Payne	22		

Club	W	D	L	For	Agn	Pts	%
Adelaide University	14	0	2	1887	512	28	79
Goodwood Saints	14	0	2	1545	654	28	70
Broadview	12	0	4	1327	552	24	71
Gaza	8	0	8	1430	1154	16	55
Salisbury North	8	0	8	1067	1175	16	48
PHOS Camden	7	0	9	1295	1211	14	52
Gepps Cross	6	0	10	1061	1299	12	45
Eastern Park	2	0	14	691	1691	4	29
Smithfield	1	0	15	377	2432	2	13

Elimination Final – 21 Aug 2011 – Klemzig Oval

Salisbury North	3.3	7.4	9.6	14.8	92
Gaza	4.2	6.6	10.9	13.11	89

Qualifying Final – 21 Aug 2011 – Goodwood Oval

Goodwood Saints	5.4	10.4	14.6	16.6	102
Broadview	1.1	3.2	5.2	9.4	58

1st Semi-Final – 28 Aug 2011 – Broadview Oval

Broadview	3.0	3.2	6.6	8.9	57
Salisbury North	2.0	3.2	3.3	3.4	22

2nd Semi-Final – 28 Aug 2011 – Park 10

Goodwood Saints	4.1	5.1	7.2	10.5	65
Adelaide University	1.0	1.6	4.8	4.10	34

Preliminary Final – 3 Sept 2011 – University Oval


Adelaide University	5.4	6.4	11.5	13.5	83
Broadview	1.0	4.3	4.3	4.6	30

Grand Final – 10 Sept 2011 – St Marys Park

Goodwood Saints	1.4	3.8	6.10	6.12	48
Adelaide University	3.1	4.2	5.2	6.2	38

Division C2 Premier

Prince Alfred OC



JA Burchell Medal

Edward McConachy
Adelaide University
Jason Scott
Ovingham



Adelaide University E. McConachy	13	Prince Alfred OC T. Sanders	8
Old Ignatians A. Jackson	6	Rostrevor OC T. Felice	11
Ovingham J. Scott	13	St Peter's OC S. Worthley	10
Payneham NU M. Sullivan	8	Walkerville A. Winter	5
Port District T. Wiseman	5		

Leading goalkicking trophy

John Waltham
Prince Alfred OC
51 goals*

*Goals scored at the end of the minor round

Adelaide University D. Gallagher	16	Prince Alfred OC J. Waltham	67
Old Ignatians S. Colegate	40	Rostrevor OC N Rendell	24
Ovingham P. Wright	30	St Peter's OC M Allen	21
Payneham NU T. Javor	9	Walkerville B. Felice	26
Port District D. Fisher	12		

Club	W	D	L	For	Agn	Pts	%
Rostrevor OC	13	0	3	1284	706	26	65
Prince Alfred OC	12	0	4	1459	789	24	65
St Peter's OC	11	0	5	1131	911	22	55
Adelaide University	10	0	6	1173	799	20	59
Old Ignatians	9	0	7	1097	947	18	54
Ovingham	8	0	8	1226	1376	16	47
Walkerville	7	0	9	1093	1045	14	51
Payneham NU	1	0	15	627	1531	2	29
Port District	1	0	15	609	1595	2	28

Elimination final – 21 Aug 2011 – Park 10

Adelaide University	3.2	6.2	7.4	9.5	59
Old Ignatians	0.3	1.9	3.12	4.13	37

2nd Semi-Final – 28 Aug 2011 – Campbelltown Oval

Prince Alfred OC	3.5	5.5	9.6	10.8	68
Rostrevor OC	0.4	4.6	6.8	7.10	52

Qualifying Final – 20 Aug 2011 – Caterer Oval

Prince Alfred OC	8.1	13.2	15.6	19.8	122
St Peter's OC	2.1	3.3	3.6	5.9	39

Preliminary Final – 3 Sept 2011 – Campbelltown Oval

Rostrevor OC	3.3	4.9	6.11	9.13	67
St Peter's OC	1.5	3.5	5.6	9.7	61

1st Semi-Final – 28 Aug 2011 – Caterer Oval

St Peter's OC	2.7	2.10	6.10	7.10	52
Adelaide University	1.1	2.3	4.4	7.5	47

Grand Final – 10 Sept 2011 – Thebarton Oval

Prince Alfred OC	3.1	7.1	12.3	19.5	119
Rostrevor OC	2.3	4.5	5.5	6.5	41

Division C3 Premier

Flinders Park



RB Lambert Medal

James Meegan
Portland

CBCOC A. McInerney	3	Pembroke OS G. Jones	6
Flinders Park R. Size	12	Pooraka H. Trikaliotis	5
Golden Grove B. Williams	9	Portland J. Meegan	17
Mitcham M. Claring-Bould	10	Seaton Ramblers P. Domaski	9
Para Hills A. Robertson	7	SMOSH West Lakes M. McDonnell	10

Leading goalkicking trophy

Michael Demant
Flinders Park
91 goals*

*Goals scored at the end of the minor round

CBCOC A. Wright	5	Pembroke OS T. Jenkinson	30
Flinders Park M Demant	92	Pooraka T. Jenkins	35
Golden Grove M Jemson	25	Portland S. Hughes	36
Mitcham J. Adih	45	Seaton Ramblers J. Morris	23
Para Hills M. Marsden	8	SMOSH West Lakes S. Hansen	88

Club	W	D	L	For	Agn	Pts	%
Flinders Park	18	0	0	2117	447	36	83
SMOSH West Lakes	15	0	3	197	669	30	74
Mitcham	14	0	4	1599	870	28	65
Portland	13	0	5	1532	973	26	61
Golden Grove	10	0	8	1255	1154	20	52
Seaton Ramblers	6	0	12	1068	1299	12	45
Pooraka	6	0	12	908	1573	12	37
Pembroke OS	5	0	13	910	1561	10	37
Para Hills	2	0	16	513	1937	4	21
CBCOC	1	0	17	472	1798	2	21

Elimination Final – 21 Aug 2011 – Port Reserve

Portland	6.1	8.3	11.8	13.11	89
Golden Grove	4.2	5.6	7.6	8.7	55

2nd Semi-Final – 28 Aug 2011 – Flinders Park Oval

Flinders Park	3.1	4.5	7.6	9.11	65
SMOSH West Lakes	4.2	4.4	5.6	6.7	45

Qualifying Final – 21 Aug 2011 – West Lakes Shore Oval

SMOSH West Lakes	2.2	7.6	10.9	15.4	94
Mitcham	3.3	4.3	5.4	5.5	35

Preliminary Final – 3 Sept 2011 – Thebarton Oval

SMOSH West Lakes	3.1	3.4	7.7	7.8	50
Mitcham	0.2	2.3	3.4	6.9	45

1st Semi- Final – 28 Aug 2011 – Hawthorn Oval

Mitcham	0.1	5.5	9.6	12.7	79
Portland	5.3	5.3	7.8	10.10	70

Grand Final – 10 Sept 2011 – Blair Athol Reserve

Flinders Park	2.1	4.1	6.2	7.3	45
SMOSH West Lakes	0.1	3.1	4.2	5.3	33

Division C4 Premier

Unley

UNLEY



JETS



HD Naylor Medal

Aaron Miatke
Adelaide University

Adelaide University		Pulteney	
A. Miatke	17	T. Cocks	3
Elizabeth		Salisbury	
A. Bateson	14	A. Leonellu	8
Fitzroy		Scotch OC	
D. Dewhurst	6	J. Hyde	5
Hectorville		Unley	
R. Swan	7	D. Hodges	12
Kilburn			
P. Baker	3		

Leading goalkicking trophy

David Hodges
Unley
79 goals*

*Goals scored at the end of the minor round

Adelaide University		Pulteney	
D. Zampogna	29	D. Petrovic	9
Elizabeth		Salisbury	
J. Langford	18	N. Brown	31
Fitzroy		Scotch OC	
A. Carmichael	35	H. White	14
Hectorville		Unley	
P. Diestel-Feddersen	52	D. Hodges	89
Kilburn			
B. Clothier	5		

Club	W	D	L	For	Agn	Pts	%
Salisbury	16	0	0	1806	460	30	80
Unley	13	0	3	1824	513	26	78
Adelaide University	11	0	5	1307	801	22	62
Hectorville	9	0	7	1147	1038	18	52
Fitzroy	8	0	8	1106	1057	16	51
Elizabeth	7	0	9	1133	1056	14	52
Scotch OC	6	0	10	751	1350	12	36
Pulteney	1	0	15	540	1920	2	22
Kilburn	1	0	13	357	1656	2	18

Elimination Final – 20 Aug 2011 - Blair Athol Reserve

Fitzroy	3.5	10.8	15.10	17.11	113
Hectorville	2.3	4.4	4.6	7.10	52

2nd Semi-Final – 28 Aug 2011 – Salisbury Oval

Salisbury	0.4	3.6	6.9	7.13	55
Unley	1.4	4.5	6.6	7.7	49

Qualifying Final – 21 Aug 2011 – Goodwood Oval

Unley	3.5	7.10	8.13	13.18	96
Adelaide University	1.1	1.1	2.4	2.5	17

Preliminary Final – 3 Sept 2011 – Thebarton Oval

Unley	3.6	6.7	10.9	14.10	94
Adelaide University	0.1	1.3	2.3	2.3	15

1st Semi-Final – 28 Aug 2011 – Park 10

Adelaide University	4.1	6.7	7.10	10.12	72
Fitzroy	4.4	6.6	7.7	7.9	51

Grand Final – 10 Sept 2011 – Campbelltown Oval

Unley	2.2	3.6	6.7	8.8	56
Salisbury	0.5	2.6	3.9	4.11	35

Division C5 Premier

Hope Valley



FS Hone Medal

Tom Burgess
Kenilworth

Adelaide Lutheran M. Stancl	13	North Haven J. Penberthy	8
Brahma Lodge T. Oswald	3	Plympton J. Rogers	5
Hope Valley B. Ryan	9	Trinity OS P. Fantasia	4
Kenilworth T. Burgess	16	Woodville South P. Stevens	13
Lockleys J. Hext	4		

Leading goalkicking trophy

Michael Togo
North Haven
33 goals*

*Goals scored at the end of the minor round

Adelaide Lutheran M. Stancl	41	North Haven M. Togo	36
Brahma Lodge J. Muscat	13	Plympton C. Smith	17
Hope Valley R. Powell	26	Trinity OS P. Fantasia	25
Kenilworth M. Bradley	18	Woodville South A. Tkalec	26
Lockleys T. Olds	11		

Club	W	D	L	For	Agn	Pts	%
North Haven	15	0	1	1430	656	30	69
Adelaide Lutheran	12	0	4	1472	868	24	63
Hope Valley	10	0	6	1723	691	20	71
Plympton	10	0	6	1060	751	20	59
Woodville South	9	0	7	1315	1076	18	55
Kenilworth	9	0	7	1086	1094	18	50
Lockleys	4	0	12	871	1359	8	39
Brahma Lodge	2	0	14	529	1788	4	23
Trinity OS	1	0	15	738	1941	2	28

Elimination Final – 20 Aug 2011 – Fawk Reserve

Plympton	4.2	7.5	14.7	16.11	107
Woodville South	2.1	3.4	6.6	6.10	46

Qualifying Final – 20 Aug 2011 – Hope Valley Oval

Hope Valley	4.5	6.10	8.10	10.14	74
Adelaide Lutheran	1.0	1.3	4.4	7.7	49

1st Semi-Final – 27 Aug 2011 – Fawk Reserve

Adelaide Lutheran	1.2	5.4	8.6	12.8	80
Plympton	2.3	6.4	7.9	8.15	63

2nd Semi-Final – 28 Aug 2011 – Largs North Reserve

North Haven	3.5	5.8	8.11	9.13	67
Hope Valley	3.3	5.4	8.5	10.6	66

Preliminary Final – 3 Sept 2011 – Hope Valley Oval

Hope Valley	3.1	9.4	14.5	17.7	109
Adelaide Lutheran	3.5	5.6	7.9	13.9	87

Grand Final – 10 Sept 2011 – Salisbury Oval

Hope Valley	4.2	6.4	9.5	15.6	96
North Haven	1.1	1.6	3.8	3.10	28

Division C6 Premier

Flinders Park



CC Sando Medal

Michael Jolly
Golden Grove



Leading goalkicking trophy

Marc Marshall
Golden Grove
57 goals*

*Goals scored at the end of the minor round

Broadview S. Chaplin	5	Mitcham G. Foot	5
Flinders Park J. Schulz	20	Prince Alfred OC M. Wong	6
Gepps Cross D. Ritzema	3	Sacred Heart OC M. Andrigo	6
Golden Grove M. Jolly	27	Salisbury A. Loffler	6
Mawson Lakes J. Nguyen	8	SMOSH West Lakes C. Lelos	7

Broadview T. Tutty	19	Mitcham A. Hill	13
Flinders Park L. Crichton	56	Prince Alfred OC N. Brooks	55
Gepps Cross P. Cree	5	Sacred Heart OC J. Loy	35
Golden Grove M. Marshall	65	Salisbury S. Gardner	18
Mawson Lakes R. Ryan	32	SMOSH West Lakes T. Spurgeon	29

Club	W	D	L	For	Agn	Pts	%
Flinders Park	17	0	1	1925	486	34	80
Golden Grove	17	0	1	1936	537	34	78
Sacred Heart OC	11	0	7	1312	870	22	60
Mawson Lakes	10	0	8	1007	1017	20	50
Salisbury	10	0	8	851	960	20	47
Prince Alfred OC	9	0	9	1262	1243	18	50
SMOS West Lakes	8	0	10	922	1133	16	45
Broadview	3	0	15	678	1495	6	31
Gepps Cross	0	0	18	220	1866	0	11

Elimination Final – 21 Aug 2011 – Park 10

Salisbury	1.2	4.3	7.6	8.7	55
Mawson Lakes	2.2	3.2	4.3	6.4	40

2nd Semi-Final – 28 Aug 2011 – Flinders Park Oval

Flinders Park	5.2	6.6	7.7	11.11	77
Golden Grove	1.0	6.3	7.4	7.5	47

Qualifying Final – 21 Aug 2011 – Harpers Field

Golden Grove	3.2	10.3	12.	14.9	93
Sacred Heart OC	1.1	4.3	7.4	7.8	50

Preliminary Final – 3 Sept 2011 – Harpers Field

Sacred Heart OC	2.1	4.3	8.6	10.9	69
Golden Grove	4.5	6.9	7.10	8.13	61

1st Semi-Final – 28 Aug 2011 – Sacred Heart Middle School

Sacred Heart OC	5.4	8.5	11.9	14.10	94
Salisbury	1.0	4.1	5.2	5.3	33

Grand Final – 10 Sept 2011 – Payneham Oval

Flinders Park	2.6	4.6	4.10	7.14	56
Sacred Heart OC	3.1	3.4	5.5	5.6	36

Division C7 Premier

Salisbury



Marie Little OAM Medal



Matthew Pacchino Greenacres

Leading goalkicking trophy

Thomas Wright Salisbury 32 goals*

*Goals scored at the end of the minor round

Gaza T. Scott	5	Kenilworth D. Mutton	10
Goodwood Saints M. Collett	6	Salisbury A. Doecke	9
Greenacres M. Pacchino	13		

Gaza <i>No results supplied</i>	Kenilworth D. Mutton	20
Goodwood Saints <i>No results supplied</i>	Salisbury T. Wright	32
Greenacres P. Hollis		25

Club	W	D	L	For	Agn	Pts	%
Salisbury	7	0	1	655	134	14	83
Greenacres	7	0	1	509	335	14	60
Goodwood Saints	2	0	6	350	406	4	46
Kenilworth	2	0	6	289	493	4	37
Gaza	2	0	6	166	601	4	22

1st Semi-Final – 14 Aug 2011 – Salisbury Oval
Goodwood Saints 2.2 5.5 9.5 12.7 79
 Kenilworth 3.3 5.3 7.5 9.7 61

Preliminary Final – 21 Aug 2011 – Thebarton Oval
Greenacres 0.1 3.2 6.3 9.5 59
 Goodwood Saints 2.2 3.3 5.5 7.5 47

2nd Semi-Final – 14 Aug 2011 – Salisbury Oval
Salisbury 5.2 6.3 12.3 15.7 97
 Greenacres 0.1 2.6 2.7 6.9 45

Grand Final – 28 Aug 2011 – Thebarton Oval
Salisbury 6.2 11.4 11.8 16.9 105
 Greenacres 2.1 3.2 3.3 3.4 22

Under 18 Blue Premier

Broadview



F Cockburn Medal

Lathanuel Rigney
Ingle Farm



Broadview		Pooraka	
B. Simpson	19	T. Derham	13
M. Kemp	11	B. Batten	3
N. Pope	6	B. Lee	2
Gepps Cross		Portland	
B. Bignell	11	A. Bradley	5
T. Peel	8	D. Britton	4
P. Verigan	7	C. Farinola	3
Ingle Farm		Seaton Ramblers	
L. Rigney	28	Z. Wallace	7
B. Rigney	10	J. Matthews	4
E. Hawksworth	3	T. Stafast	4
North Haven		SMOSH West Lakes	
M. Reed	3	B. George	11
H. Bates	3	M Gates	11
R. Martin	2	N. Bowles	9

Leading goalkicking trophy

Matthew Kemp
Broadview
75 goals*

*Goals scored at the end of the minor round

Broadview		Pooraka	
M. Kemp	81	T. Derham	35
J. Hoffman	55	M. Nudo	11
M. Baker	23	J. Tomney	9
Gepps Cross		Portland	
N. Ilic	34	J. Kondellos	24
A. Kelly	16	A. Bradley	19
B. Bignell	13	H. Rigney	10
Ingle Farm		Seaton Ramblers	
B. Rigney	43	L. Stavropoulos	14
L. Stone	32	M. Cavuoto	9
D. Tanczos	22	D. Calio	9
North Haven		SMOSH West Lakes	
N. Giles	8	B. Hodges	38
M. Reed	7	T. Badman	18
J. Inness	5	D. White	18

Round 1 – 10th April 2011				Round 8 – 5th June 2011			
Broadview	0.0	8.7 55	Ingle Farm	Ingle Farm	4.18 42	10.7 67	Broadview
Gepps Cross	11.11 77	8.5 52	North Haven	North Haven	4.3 27	13.22 100	Gepps Cross
Seaton Ramblers	14.8 92	5.6 36	Pooraka	Pooraka	12.10 82	12.7 79	Seaton Ramblers
Portland	10.17 77	17.11 113	SMOSH West Lakes	SMOSH West Lakes	15.5 95	2.7 19	Portland
Round 2 – 17th April 2011				Round 9 – 19th June 2011			
Gepps Cross	9.15 69	13.7 85	Broadview	Broadview	11.13 79	7.9 51	Gepps Cross
North Haven	5.4 34	17.11 113	Ingle Farm	Ingle Farm	34.9 213	4.2 26	North Haven
Portland	12.12 84	11.4 70	Seaton Ramblers	Seaton Ramblers	5.4 34	13.19 97	Portland
SMOSH West Lakes	20.17 137	5.3 33	Pooraka	Pooraka	7.5 47	23.12 150	SMOSH West Lakes
Round 3 – 1st May 2011				Round 10 – 26th June 2011			
Broadview	28.13 181	1.1 7	North Haven	Gepps Cross	17.11 113	10.1 61	Pooraka
Ingle Farm	10.13 73	12.9 81	Portland	North Haven	2.3 15	25.12 162	Broadview
Seaton Ramblers	3.4 22	15.13 103	SMOSH West Lakes	Portland	13.6 84	16.12 108	Ingle Farm
Pooraka	9.5 59	9.15 69	Gepps Cross	SMOSH West Lakes	10.0 60	(F)	Seaton Ramblers
Round 4 – 8th May 2011				Round 11 – 3rd July 2011			
Gepps Cross	9.8 62	13.9 87	Seaton Ramblers	Broadview	16.6 102	6.7 43	Portland
North Haven	12.9 81	6.7 43	Pooraka	Ingle Farm	9.6 60	13.7 85	SMOSH West Lakes
Portland	8.6 54	21.14 140	Broadview	Seaton Ramblers	9.9 63	12.6 78	Gepps Cross
SMOSH West Lakes	13.13 91	9.5 59	Ingle Farm	Pooraka	10.0 60	(F)	North Haven
Round 5 – 15th May 2011				Round 12 – 10th July 2011			
Broadview	14.6 90	15.11 101	SMOSH West Lakes	Gepps Cross	10.10 70	11.15 81	Ingle Farm
Ingle Farm	15.6 96	9.8 62	Gepps Cross	Pooraka	7.8 50	7.17 59	Portland
Seaton Ramblers	9.11 65	8.9 57	North Haven	SMOSH West Lakes	6.10 46	8.12 60	Broadview
Portland	9.12 66	10.6 66	Pooraka	North Haven	10.0 60	(F)	Seaton Ramblers
Round 6 – 22nd May 2011				Round 13 – 17th July 2011			
Seaton Ramblers	5.3 33	14.12 96	Ingle Farm	Broadview	23.9 147	2.5 17	Pooraka
Portland	13.12 90	2.8 20	North Haven	Gepps Cross	6.4 40	22.7 139	SMOSH West Lakes
Pooraka	6.6 42	10.7 67	Broadview	Ingle Farm	13.14 92	6.11 47	Seaton Ramblers
SMOSH West Lakes	10.9 69	6.7 43	Gepps Cross	North Haven	10.0 60	(F)	Portland
Round 7 – 29th May 2011				Round 14 – 24th July 2011			
Broadview	18.17 125	2.5 17	Seaton Ramblers	Seaton Ramblers	10.6 66	25.14 164	Broadview
Gepps Cross	14.8 92	9.11 65	Portland	Portland	12.16 88	10.8 68	Gepps Cross
Ingle Farm	21.13 139	8.8 56	Pooraka	Pooraka	5.5 35	25.11 161	Ingle Farm
North Haven	4.4 28	20.17 137	SMOSH West Lakes	SMOSH West Lakes	10.0 60	(F)	North Haven

Club	W	D	L	For	Agn	Pts	%
SMOSH West Lakes	13	0	1	1386	578	26	71
Broadview	12	0	2	1469	625	24	70
Ingle Farm	10	0	4	1388	771	20	64
Portland	7	1	6	967	1031	15	48
Gepps Cross	6	0	8	994	1051	12	49
Seaton Ramblers	3	0	11	675	1196	6	36
Pooraka	2	1	11	687	1360	5	34
North Haven	2	0	12	407	1361	4	23

1st Semi-Final – 31st July 2011 – Rowe Park

Ingle Farm	2.3	6.12	9.17	12.24	96
Portland	1.2	3.3	7.3	9.6	60

Preliminary Final – 7th Aug 2011 – Wst Lakes Shore Oval

SMOSH West Lakes	2.5	5.5	9.7	12.9	81
Ingle Farm	2.4	8.5	10.8	11.11	77

2nd Semi-Final – 31st July 2011 – Wst Lakes Shore Oval


Broadview	3.2	8.2	12.6	14.8	92
SMOSH West Lakes	3.4	6.5	6.7	7.11	53

Grand Final – 14th Aug 2011 – Thebarton Oval

Broadview	2.4	6.8	9.9	10.12	72
SMOSH West Lakes	3.3	4.5	6.7	9.9	63

Under 18 Red Premier

Eastern Park



DA Tothill Medal

Luke Feast Eastern Park



Eastern Park		Modbury	
L. Feast	20	M. Fogden	9
P. Diedrichsen	11	N. Wright	3
N. Mclvor	9	J. Duthie	3
Elizabeth		Salisbury	
P. Akech	9	D. Chaffey	10
J. Glenn	8	D. Carey	6
J. Reynolds	6	D. May	3
Golden Grove		Salisbury North	
M. Stent	16	J. Otto	2
J. Dekort	14	E. Lem	2
M. Forester	8	T. Bax	2
Hope Valley		Salisbury West	
P. Regan	8	J. Egel	11
B. Pattison	7	T. Wanganeen	5
K. Seymour	7	M. North	5

Leading goalkicking trophy

Lachlan Barker Golden Grove 35 goals*

*Goals scored at the end of the minor round

Eastern Park		Modbury	
T. Payne	36	S. Byles	7
S. Biggs	29	N. Peters	7
S. Mansell	20	J. Marrone	6
Elizabeth		Salisbury	
B. Claxton	32	S. James	8
M. Taylor	26	J. Roberts	8
H. Lomas	14	M. Notto	7
Golden Grove		Salisbury North	
L. Barker	37	J. Tanner	10
J. Coffee	20	M. Bennetts	10
J. Horksins	17	M Henderson	5
Hope Valley		Salisbury West	
J. Elliott	26	J. McIntyre	25
L. Bollmeyer	23	M. Rowe	20
K. Seymour	18	J. Howden	12

Round 1 – 10th April 2011				Round 8 - 5th June 2011			
Eastern Park	2.14 26	7.14 56	Hope Valley	Hope Valley	10.9 69	7.2 44	Eastern Park
Golden Grove	15.15 105	1.3 9	Modbury	Modbury	5.1 31	22.13 145	Golden Grove
Elizabeth	19.7 121	6.2 38	Salisbury North	Salisbury North	4.5 29	19.10 124	Elizabeth
Salisbury	2.5 17	13.15 93	Salisbury West	Salisbury West	15.16 106	2.5 17	Salisbury
Round 2 – 17th April 2011				Round 9 – 19th June 2011			
Golden Grove	8.19 67	9.10 64	Eastern Park	Eastern Park	7.5 47	9.9 63	Golden Grove
Modbury	5.5 35	8.11 59	Hope Valley	Hope Valley	17.18 120	3.1 19	Modbury
Salisbury	8.6 54	14.8 92	Elizabeth	Elizabeth	9.9 63	9.6 60	Salisbury
Salisbury West	22.19 151	1.2 8	Salisbury North	Salisbury North	2.2 14	12.16 88	Salisbury West
Round 3 – 1st May 2011				Round 10 – 26th June 2011			
Eastern Park	26.12 168	4.3 27	Modbury	Golden Grove	23.14 152	3.4 22	Salisbury North
Hope Valley	9.18 72	1.2 8	Salisbury	Modbury	6.2 38	20.13 133	Eastern Park
Elizabeth	14.4 88	15.9 99	Salisbury West	Salisbury	5.5 35	13.15 93	Hope Valley
Salisbury North	0.2 2	21.13 139	Golden Grove	Salisbury West	12.10 82	9.5 59	Elizabeth
Round 4 – 8th May 2011				Round 11 – 3rd July 2011			
Golden Grove	15.13 103	6.8 44	Elizabeth	Eastern Park	26.15 171	6.5 41	Salisbury
Modbury	9.6 60	5.6 36	Salisbury North	Hope Valley	7.10 52	7.4 46	Salisbury West
Salisbury	2.3 15	24.12 156	Eastern Park	Elizabeth	7.6 48	14.6 90	Golden Grove
Salisbury West	7.6 48	8.1 49	Hope Valley	Salisbury North	7.2 44	9.6 60	Modbury
Round 5 – 15th May 2011				Round 12 – 10th July 2011			
Eastern Park	16.11 107	11.4 70	Salisbury West	Golden Grove	4.5 29	8.5 53	Hope Valley
Hope Valley	9.10 64	8.9 57	Golden Grove	Modbury	5.5 35	16.10 106	Elizabeth
Elizabeth	14.17 101	4.5 29	Modbury	Salisbury	17.15 117	6.3 39	Salisbury North
Salisbury North	4.5 29	11.18 84	Salisbury	Salisbury West	1.2 8	15.15 105	Eastern Park
Round 6 – 22nd May 2011				Round 13 – 17th July 2011			
Elizabeth	3.8 26	6.8 44	Hope Valley	Eastern Park	25.21 171	3.0 18	Salisbury North
Salisbury	10.10 70	3.3 21	Modbury	Golden Grove	9.7 61	12.5 77	Salisbury West
Salisbury North	4.3 27	10.11 71	Eastern Park	Hope Valley	16.16 112	4.6 30	Elizabeth
Salisbury West	5.8 38	7.6 48	Golden Grove	Modbury	7.10 52	4.11 35	Salisbury
Round 7 – 29th May 2011				Round 14 – 24th July 2011			
Eastern Park	16.15 111	11.5 71	Elizabeth	Elizabeth	8.1 49	11.12 78	Eastern Park
Golden Grove	20.13 133	2.3 15	Salisbury	Salisbury	2.11 23	18.10 118	Golden Grove
Hope Valley	20.19 139	1.1 7	Salisbury North	Salisbury North	1.3 9	28.18 186	Hope Valley
Modbury	4.4 28	21.10 136	Salisbury West	Salisbury West	22.10 142	3.4 22	Modbury

Club	W	D	L	For	Agn	Pts	%
Hope Valley	14	0	0	1168	419	28	74
Golden Grove	11	0	3	1310	537	22	71
Eastern Park	10	0	4	1452	619	20	70
Salisbury West	9	0	5	1184	675	18	64
Elizabeth	6	0	8	1022	964	12	51
Salisbury	3	0	11	591	1238	6	32
Modbury	3	0	11	466	1400	6	25
Salisbury North	0	0	14	322	1663	0	16

1st Semi-Final – 31st July 2011 – Dwight Reserve

Eastern Park	2.0	6.1	10.4	13.4	82
Salisbury West	3.1	7.2	9.4	12.4	76

2nd Semi-Final – 31st July 2011 – Hope Valley Oval

Hope Valley	1.3	2.5	4.7	7.7	49
Golden Grove	3.0	4.1	4.6	5.9	39

Preliminary Final – 7th Aug 2011 – Harpers Field

Eastern Park	1.0	2.0	4.2	5.6	36
Golden Grove	1.4	2.4	2.5	2.5	17

Grand Final – 14th Aug 2011 – Thebarton Oval

Eastern Park	2.2	4.4	9.5	13.6	84
Hope Valley	2.0	2.2	5.3	7.3	45

Under 18 Yellow Premier

Goodwood Saints



EJ Mutton Medal

Ross Merrett
Port District



Flinders Park	
M. Thomolaris	5
S. Kenealy	5
M. Mott	5
Goodwood Saints	
A. Puliatti	9
B. Holzbauer	7
P. Said	7
Henley	
B. Everson	8
A. Pedler	3
S. Miller	3
Kenilworth	
N. Chesser	18
D. Siemering	10
S. Clarke	8

PHOS Camden	
R. Lovering	6
A. Smyth	4
J. Resnais	4
Plympton	
J. Broadbent	3
M. Burt	3
M. Ferraro	3
Port District	
R. Merrett	19
N. Khan	7
N. Rose	6

Leading goalkicking trophy

Tom Pysing
Goodwood Saints
50 goals*

*Goals scored at the end of the minor round

Flinders Park		PHOS Camden	
L. Blewit	29	S. Williams	14
D. Howie	21	A. Smyth	10
M. Mott	5	B. Toohey	9
Goodwood Saints		Plympton	
T. Pysing	64	J. Ferraro	11
A. Putliatti	21	B. Di Giusto	7
M. Hand	15	K. Ryder	6
Henley		Port District	
J. Burridge	20	R. Carter	32
H. Farran	5	N. Rose	21
K. Egel	5	C. Lavigne	16
Kenilworth			
C. Wakefield	30		
D. Siemering	27		
L. Hofmeyer	15		

Round 1 – 10th April 2011				Round 8 - 5th June 2011			
Flinders Park	9.11 65	8.12 60	Kenilworth	Kenilworth	10.15 75	1.8 14	Flinders Park
PHOS Camden	13.13 91	4.5 29	Henley	Henley	9.4 58	12.13 85	PHOS Camden
Plympton	6.3 39	21.13 139	Port District	Port District	14.12 96	7.3 45	Plympton
Goodwood Saints			BYE	Goodwood Saints			BYE
Round 2 – 17th April 2011				Round 9 – 19th June 2011			
PHOS Camden	16.15 111	5.7 37	Flinders Park	Flinders Park	10.3 63	9.5 59	PHOS Camden
Henley	11.8 74	6.11 47	Kenilworth	Kenilworth	11.9 75	2.7 19	Henley
Goodwood Saints	8.4 52	12.3 73	Port District	Port District	8.11 59	9.9 63	Goodwood Saints
Plympton			BYE	Plympton			BYE
Round 3 – 1st May 2011				Round 10 – 26th June 2011			
Flinders Park	12.7 79	6.5 41	Henley	PHOS Camden	13.12 90	15.5 95	Port District
Plympton	4.4 28	16.11 107	Goodwood Saints	Henley	8.5 53	8.12 60	Flinders Park
Port District	17.10 112	9.8 62	PHOS Camden	Goodwood Saints	17.7 109	10.9 69	Plympton
Kenilworth			BYE	Kenilworth			BYE
Round 4 – 8th May 2011				Round 11 – 3rd July 2011			
PHOS Camden	11.12 78	9.5 59	Plympton	Kenilworth	13.10 88	8.6 54	Goodwood Saints
Henley	5.8 38	13.11 89	Port District	Plympton	7.6 48	7.10 52	PHOS Camden
Goodwood Saints	9.11 65	12.8 80	Kenilworth	Port District	18.19 127	1.2 8	Henley
Flinders Park			BYE	Flinders Park			BYE
Round 5 – 15th May 2011				Round 12 – 10th July 2011			
Flinders Park	10.13 73	10.8 68	Goodwood Saints	PHOS Camden	6.6 42	11.4 70	Kenilworth
Kenilworth	19.7 121	7.9 51	PHOS Camden	Henley	6.9 45	5.10 40	Plympton
Plympton	6.6 42	9.11 65	Henley	Goodwood Saints	12.13 85	7.5 47	Flinders Park
Port District			BYE	Port District			BYE
Round 6 – 22nd May 2011				Round 13 – 17th July 2011			
Plympton	3.5 23	12.13 85	Kenilworth	Flinders Park	7.13 55	13.6 84	Port District
Port District	11.9 75	4.4 28	Flinders Park	PHOS Camden	10.7 67	13.12 90	Goodwood Saints
Goodwood Saints	12.9 81	3.6 24	PHOS Camden	Kenilworth	19.9 123	4.2 26	Plympton
Henley			BYE	Henley			BYE
Round 7 – 29th May 2011				Round 14 – 24th July 2011			
Flinders Park	10.11 71	8.6 54	Plympton	Plympton	11.8 74	11.9 75	Flinders Park
Kenilworth	12.10 82	6.8 44	Port District	Port District	9.11 65	11.13 79	Kenilworth
Henley	4.7 31	22.13 145	Goodwood Saints	Goodwood Saints	11.13 79	4.3 27	Henley
PHOS Camden			BYE	PHOS Camden			BYE

Club	W	D	L	For	Agn	Pts	%
Kenilworth	10	0	2	985	542	20	65
Port District	9	0	3	1060	641	18	62
Goodwood Saints	8	0	4	998	668	16	60
Flinders Park	7	0	5	667	839	14	44
PHOS Camden	5	0	7	812	863	10	48
Henley	3	0	9	488	959	6	34
Plympton	0	0	12	547	1045	0	34

1st Semi-Final – 31st July 2011 – Goodwood Oval

Goodwood Saints	4.3	8.5	14.8	14.9	93
Flinders Park	1.0	2.1	3.1	7.4	46

2nd Semi-Final – 31st July 2011 – St Marys Park

Port District	6.1	7.5	9.6	12.7	79
Kenilworth	1.1	2.1	6.4	8.7	55

Preliminary Final – 7th Aug 2011 – St Marys Park

Goodwood Saints	1.1	3.3	7.5	11.6	72
Kenilworth	2.0	3.2	4.3	9.5	59

Grand Final – 14th Aug 2011 – Thebarton Oval

Goodwood Saints	2.2	3.6	9.9	11.10	76
Port District	2.3	4.5	5.6	8.8	56

History

Club Senior Premierships 1911-2011

Adelaide University	77	Hectorville	6	Paralowie	2
Broadview	36	Kingswood	6	Post-Tel Institute	2
Walkerville	25	North Haven	6	Renown Park	2
Flinders Park	24	Plympton	6	St Paul's College OS	2
Goodwood Saints	22	Plympton High OS	6	Salisbury North	2
Prince Alfred OC	21	Salisbury	6	University of SA	2
Kilburn	20	Salisbury West	6	Aboriginal Community Coll	1
St Peter's OC	20	Unley	6	Birkenhead Sports	1
Modbury	18	Goodwood	5	Campbelltown Magill	1
Rostrevor OC	18	Kenilworth	5	Cedars	1
Semaphore Centrals	17	Portland	5	Henley District & OS	1
Adelaide College	16	West Lakes	5	Houghton Districts	1
Henley	16	Westminster OS	5	Immanuel OS	1
Old Ignatians	16	ANZ Bank	4	Mitchell Park	1
Riverside	15	Ethelton	4	Nunga Community	1
Scotch OC	15	Glandore	4	Royal Park	1
Gepps Cross	14	Greek	4	Salesian OC	1
Port District	14	Greek Camden	4	Smithfield	1
Pulteney OS	14	Henley High OS	4	The Parks	1
Tea Tree Gully	14	Ingle Farm	4	Torrens College of AE	1
Sacred Heart OC	13	Kenilworth Colonel Light	4	Unley High OC	1
Seaton Ramblers	12	North Pines	4	Woodville District	1
Exeter	11	Ovingham	4	Woodville West	1
Mitcham	11	Para Hills	4	Brahma Lodge	0
Payneham	11	Payneham Norwood Union	4	Trinity OS	0
Rosewater	11	St Dominic's	4		
SMOSH	11	St Raphael's	4		
Gaza	10	Banksia Park OS	3		
Greenacres	10	Brighton	3		
Pembroke OS	10	Brighton District & OS	3		
PHOS Camden	10	Burnside-Kensington	3		
Adelaide Lutheran	9	Central United	3		
Flinders University	9	Edwardstown	3		
Woodville South	9	Elizabeth	3		
Ferryden Park	8	Lockleys	3		
Glenunga	8	Salisbury College	3		
SMOSH & West Lakes	8	Trans Adelaide	3		
West Croydon	8	Underdale United	3		
Colonel Light Gardens	7	West Adelaide United	3		
Eastern Park	7	Wingfield Royals	3		
Fitzroy	7	Woodville	3		
Hope Valley	7	Allenby Gardens	2		
Pooraka	7	Blackfriars OS	2		
Alberton United	6	Eastwood	2		
Athelstone	6	Edwardstown Baptist	2		
Brighton High OS	6	Henley and Grange	2		
CBCOC	6	Henley Greek	2		
Golden Grove	6	Norwood Union	2		