

**STATISTICAL
INFORMATION
ON ALL DIVISIONS
SEASON 2007**

2007 PREMIERSHIP TEAMS



2007 DIVISION 1 PREMIERSHIP SIDE

<i>D1</i>	Goodwood Saints
<i>D2</i>	Port District
<i>D3</i>	SMOSH West Lakes
<i>D4</i>	Salisbury
<i>D5</i>	Fitzroy
<i>D6</i>	Blackfriars OS
<i>D7</i>	Colonel Light Gardens
<i>D1 RESERVE</i>	Gaza
<i>D2 RESERVE</i>	Port District
<i>D3 RESERVE</i>	Athelstone
<i>D4 RESERVE</i>	Mitcham
<i>D5 RESERVE</i>	Adelaide Lutheran
<i>D6 RESERVE</i>	Golden Grove
<i>D7 RESERVE</i>	Wingfield Royals
<i>C1</i>	Adelaide University
<i>C2</i>	Sacred Heart OC
<i>C3</i>	SMOSH West Lakes
<i>C4</i>	Mitcham
<i>C5</i>	Flinders University
<i>C6</i>	Sacred Heart OC
<i>C7</i>	Kenilworth
<i>UNDER 18 Blue</i>	Lockleys
<i>UNDER 18 Yellow</i>	Salisbury

2007 POSITIONS FOR ALL TEAMS

CLUBS	Division	Position	Division	Position	Division	Position	Division	Position	Division	Position
ADELAIDE LUTHERAN	D5	2	D5R	1	C5	7				
ADELAIDE UNIVERSITY	D1	9	D1R	6	D6	10	D6R	4	C1	1
ADELAIDE UNIVERSITY	C3	6	C4	4	C6	9				
ATHELSTONE	D3	2	D3R	1	C3	3	C6	5	U/18	9
BLACKFRIARS OS	D6	1	D6R	3						
BRAHMA LODGE	D5	9	D5R	10						
BROADVIEW	D1	5	D1R	10	C1	9				
CBCOC	D3	9	D3R	10						
CENTRAL UNITED	D5	5	D5R	5	C5	8				
COLONEL LIGHT GARDENS	D7	1	D7R	4						
EASTERN PARK	D3	6	D3R	7	C3	10	U/18	4		
EDWARDSTOWN	D1	10	D1R	5	C1	4	C6	8	U/18	5
ELIZABETH	D5	6	D5R	2						
FITZROY	D5	1	D5R	4	C5	6				
FLINDERS PARK	D3	7	D3R	4	C3	5	U/18	9		
FLINDERS UNIVERSITY	C5	1								
GAZA	D1	2	D1R	1	C1	5	U/18	7		
GEPPS CROSS	D1	7	D1R	8	C1	8				
GLENUNGA	D5	10	D5R	10						
GOLDEN GROVE	D6	2	D6R	1	C5	3	U/18	2		
GOODWOOD SAINTS	D1	1	D1R	3	C1	2	U/18	2		
GREENACRES	D5	7	D5R	8						
HECTORVILLE	D6	3	D6R	5	C5	2				
HENLEY	D1	8	D1R	2	D7	5	D7R	3	U/18	3
HOPE VALLEY	D6	4	D6R	2	C5	5	U/18	6		
HOUGHTON DISTRICTS	D6	7	D6R	6						
INGLE FARM	D4	10	D4R	10	C4	2				
KAURNA EAGLES	D7	8	D7R	8						
KENILWORTH	D5	8	D5R	6	C5	4				
KILBURN	D2	10	D2R	10	C2	5				
LOCKLEYS	D6	6	D6R	7	U/18	1				
MITCHAM	D4	3	D4R	1	C4	1	C6	6		
MITCHELL PARK	D6	9	D6R	10						
MODBURY	D2	3	D2R	7	C2	2	C6	7		
NORTH HAVEN	D4	5	D4R	9	C4	8	U/18	6		
NORTH PINES	D7	7	D7R	2						
OLD IGNATIANS	D3	5	D3R	9	C3	4				
OVINGHAM	C6	2								
PHOS CAMDEN	D2	7	D2R	3	C2	8				
PARA HILLS	D4	2	D4R	2	C4	3				
PARALOWIE	D7	6	D7R	7						
PAYNEHAM NU	D2	6	D2R	8	C2	9				
PEMBROKE OS	D2	8	D2R	5	C2	4				
PLYMPTON	D5	3	D5R	7						
POORAKA	D4	4	D4R	7	C4	9				
PORT DISTRICT	D2	1	D2R	1	C2	3	U/18	10		
PORTLAND	D4	6	D4R	4	C4	7	U/18	7		
PRINCE ALFRED OC	D3	10	D3R	8	C3	9				
PULTENEY OS	D4	7	D4R	6						
ROSEWATER	D4	9	D4R	8						
ROSTREVOR OC	D1	6	D1R	9	C1					
SMOSH WEST LAKES	D3	1	D3R	2	C3	6	C6	4	U/18	4
SACRED HEART OC	D2	5	D2R	2	C2	1	C6	1		
SALISBURY	D4	1	D4R	3	C4	5	U/18	1		
SALISBURY NORTH	D1	3	D1R	7	C1	7	U/18	10		
SALISBURY WEST	D3	4	D3R	6	C3	8	U/18	3		
SCOTCH OC	D2	4	D2R	6	C2	6				
SEATON RAMBLERS	D2	2	D2R	4	C2	7	U/18	8		
SMITHFIELD	D5	4	D5R	4	U/18	8				
ST PAUL'S COLLEGE OS	D7	4	D7R	5						
ST. PETER'S OC	D3	8	D3R	3	C3	7				
TEA TREE GULLY	D1	4	D1R	4	C1	3	C6	3	U/18	5
TRINITY OS	D7	2	D7R	6						
UNLEY	D4	8	D4R	5	C4	6				
WALKERVILLE	D3	3	D3R	5	C3	2				
WEST CROYDON	D6	5	D6R	9	C5	9				
WESTMINSTER OS	D6	8	D6R	8						
WINGFIELD ROYALS	D7	3	D7R	1						
WOODVILLE SOUTH	D2	9	D2R	9	C2	10				

**DI PREMIERS - SIR GEORGE MURRAY SHIELD
GOODWOOD SAINTS**



Back Row: L. Yan (Trainer), P. Johnson (Runner), M. Kerin (Treasurer), A. Mattner (Football Director), J. Pysing (President), G. Atterton (Membership), C. Kirkbright (Team Manager), H. Ellenbrook (Trainer), D. King (Trainer)
Third Row: B. Grose (Facilities Manager), T. Klemm, M. Earl, L. Turner, M. Spencer, M. Illman, A. Lindner, E. Kells, M. Treloar, G. Reidy (Timekeeper), B. "Nugget" Reece (Player Management)
Second Row: C. Nelson (Asst. Sec), S. Roesler, A. Burton, J. Telfer, A. Wilson, H. Wilson, M. Demasi, D. Sommers, S. Webb, C. Gates (Asst. Coach)
Front Row: T. Langlely, A. Dempsey, N. Kerber, D. Bartel (Captain), T. Mills (Coach), S. Brooks (Vice Captain), J. Starling, J. Warland, B. Reidy



Benjamin Casey

**ERIC PFITZNER MEMORIAL MEDAL
Benjamin Casey – Broadview
Rick Giles – Rostrevor OC**



Rick Giles

	Edwardstown		Goodwood Saints	
	P. Johnson	7	D. Bartel	12
	M. Golding	7	S. Webb	12
	M. Dyer	2	M. Illman	6
	Gaza		Henley	
	J. Kappelle	11	S. Berry	8
	C. Radetti	8	A. Martin	3
	T. Radetti	7	S. Mc'Donnell	3
	Gepps Cross		Rostrevor OC	
	J. Collins	7	R. Giles	16
	P. Smith	7	T. Chadwick	14
	S. Peterson	6	D. Litster	5
	Adelaide University		Salisbury North	
	T. Kurzel	7	S. Warner	13
	C. Puccini	6	M. Whelan	12
	N. Heath	4	D. Cutting	8
	Broadview		Tea Tree Gully	
	B. Casey	16	D. Wicks	11
	R. Richter	10	B. Noske	9
	S. Cook	9	S. Dawson	6

**CHARLES IRVINE MEMORIAL TROPHY
Drew Litster – Rostrevor OC – 91 goals***



	Broadview		Gepps Cross		Rostrevor OC
	B. Herrod	44	P. Smith	46	D. Litster
	B. Sheridan	33	D. Allocca	30	T. Chadwick
	A. Moritz	28	S. Challen	20	J. Radloff
	Edwardstown		Goodwood Saints		Salisbury North
	M. Golding	20	M. Earl	66	D. Cutting
	J. Twelftree	17	E. Kells	52	S. Jordan
	M. Dyer	15	M. Demasi	50	A. Ross
	Gaza		Henley		Tea Tree Gully
	H. Hardy	55	A. Martin	44	S. Chambers
	R. Boyle	34	S. Berry	19	J. Wasley
	S. Arthur	28	M. Newman	13	M. Gibson
	Adelaide University				
	C. Robert-Thomson	35			
	T. Prest	15			
	T. Martin	14			

*Goals scored at the end of the minor round

14.04.07

Henley	10.19	Edwardstown	9.6
Salisbury Nth	15.4	Rostrevor OC	13.13
Broadview	13.8	Tea Tree Gully	17.11
Gaza	20.19	Gepps Cross	12.6
Goodwood Sts	21.15	Adelaide Uni	11.5

21.04.07

Edwardstown	6.4	Broadview	19.11
Rostrevor OC	9.9	Gaza	15.7
Tea Tree Gully	22.13	Henley	8.5
Gepps Cross	14.11	Goodwood Saints	11.13
Adelaide Uni	11.9	Salisbury North	11.16

28.04.07

Henley	11.8	Adelaide University	4.9
Salisbury North	10.5	Goodwood Saints	10.10
Rostrevor OC	9.6	Tea Tree Gully	10.9
Broadview	10.12	Gepps Cross	5.5
Gaza	4.9	Edwardstown	2.1

05.05.07

Edwardstown	6.6	Salisbury North	16.18
Tea Tree Gully	13.12	Gaza	17.14
Gepps Cross	15.14	Henley	9.10
Goodwood Sts	20.13	Broadview	10.17
Adelaide Uni	11.13	Rostrevor OC	19.11

12.05.07

Henley	5.13	Goodwood Saints	28.6
Salisbury North	10.8	Tea Tree Gully	13.12
Edwardstown	10.6	Gepps Cross	17.14
Broadview	10.16	Rostrevor OC	12.14
Gaza	19.14	Adelaide Uni	10.10

19.05.07

Rostrevor OC	27.7	Henley	9.12
Tea Tree Gully	14.15	Edwardstown	10.6
Gepps Cross	12.12	Salisbury North	14.7
Goodwood Sts	16.13	Gaza	16.9
Adelaide Uni	12.8	Broadview	19.9

26.05.07

Henley	8.5	Gaza	19.10
Edwardstown	10.13	Rostrevor OC	17.16
Broadview	15.12	Salisbury North	9.10
Tea Tree Gully	12.10	Goodwood Saints	21.15
Gepps Cross	8.13	Adelaide Uni	7.10

09.06.07

Salisbury North	9.6	Gaza	19.8
Broadview	12.17	Henley	7.7
Gepps Cross	12.9	Tea Tree Gully	26.8
Goodwood Sts	21.6	Rostrevor OC	15.9
Adelaide Uni	16.11	Edwardstown	12.13

16.06.07

Henley	8.6	Salisbury North	16.18
Rostrevor OC	19.11	Gepps Cross	18.6
Gaza	12.12	Broadview	10.10
Tea Tree Gully	26.12	Adelaide Uni	11.16

17.06.07

Edwardstown	8.2	Goodwood Saints	21.8
-------------	-----	-----------------	------

23.06.07

Edwardstown	9.13	Henley	14.10
Rostrevor OC	9.13	Salisbury North	14.13
Tea Tree Gully	13.13	Broadview	12.5
Gepps Cross	11.5	Gaza	18.18
Adelaide Uni	10.11	Goodwood Saints	12.10

30.06.07

Henley	11.5	Tea Tree Gully	15.11
Salisbury Nth	18.17	Adelaide Uni	12.6
Broadview	18.16	Edwardstown	6.3
Gaza	16.12	Rostrevor OC	11.7
Goodwood Sts	25.17	Gepps Cross	9.8

07.07.07

Edwardstown	5.3	Gaza	10.11
Tea Tree Gully	5.8	Rostrevor OC	11.10
Gepps Cross	3.10	Broadview	7.12
Goodwood Sts	5.10	Salisbury North	7.6
Adelaide Uni	4.2	Henley	5.5

21.07.07

Rostrevor OC	16.10	Broadview	14.17
Tea Tree Gully	19.13	Salisbury North	11.9
Gepps Cross	16.16	Edwardstown	12.7
Goodwood Sts	20.12	Henley	13.7
Adelaide Uni	5.9	Gaza	20.16

28.07.06

Henley	14.9	Rostrevor OC	11.10
Salisbury Nth	14.15	Gepps Cross	15.7
Broadview	27.11	Adelaide Uni	12.12
Gaza	12.15	Goodwood Saints	14.7
Edwardstown	7.5	Tea Tree Gully	18.14

04.08.07

Salisbury North	12.5	Broadview	23.19
Rostrevor OC	4.12	Edwardstown	7.4
Gaza	9.18	Henley	10.2
Goodwood Sts	16.11	Tea Tree Gully	14.9
Adelaide Uni	15.11	Gepps Cross	12.13

11.08.07

Henley	10.8	Broadview	23.19
Edwardstown	7.11	Adelaide Uni	6.15
Rostrevor OC	23.15	Goodwood Saints	19.12
Gaza	15.16	Salisbury North	12.11
Tea Tree Gully	12.15	Gepps Cross	15.13

18.08.07

Salisbury North	24.9	Henley	7.9
Broadview	15.8	Gaza	11.11
Gepps Cross	20.13	Rostrevor OC	14.16
Adelaide Uni	13.11	Tea Tree Gully	23.12

19.08.07

Goodwood Sts	14.16	Edwardstown	4.9
--------------	-------	-------------	-----

25.08.07

Henley	12.20	Gepps Cross	16.13
Salisbury Nth	14.22	Edwardstown	11.4
Rostrevor OC	23.20	Adelaide Uni	11.8
Broadview	19.12	Goodwood Sts	14.11
Gaza	14.21	Tea Tree Gully	7.14

Club	W	L	D	FOR	AG	PTS	%
Gaza	15	3	0	1836	1212	30	60
Goodwood Saints	14	4	0	2053	1445	28	59
Tea Tree Gully	12	6	0	1885	1503	24	56
Salisbury North	12	6	0	1615	1431	24	53
Broadview	11	7	0	1795	1349	22	57
Rostrevor OC	9	9	0	1781	1616	18	52
Gepps Cross	8	10	0	1568	1757	16	47
Henley	5	13	0	1186	1905	10	38
Adelaide University	2	16	0	1262	1984	4	39
Edwardstown	2	16	0	962	1741	4	36

01.09.07 Qualifying Final played at Goodwood Oval

Goodwood Saints	5.4	Tea Tree Gully	7.0
	11.5		11.1
	17.7		13.4
	20.12		17.7

08.09.07 1st Semi Final played at Campbelltown Oval

Salisbury North	6.3	Tea Tree Gully	5.2
	9.6		10.4
	13.11		12.6
	20.16		13.6

01.09.07 Elimination Final played at Salisbury North Oval

Salisbury North	4.2	Broadview	7.0
	7.6		8.3
	9.8		12.5
	16.12		13.5

15.09.07 Preliminary Final played at Goodwood Oval

Goodwood Saints	4.2	Salisbury North	3.4
	11.5		5.5
	13.9		8.8
	17.16		10.11


08.09.07 2nd Semi Final played at Klemzig Oval

Gaza	1.4	Goodwood Saints	3.6
	5.9		5.8
	7.14		9.15
	13.20		11.17

22.09.07 Grand Final played at Thebarton Oval


Goodwood Saints	8.4	Gaza	3.0
	11.5		6.3
	14.11		8.4
	19.16		11.7

**D2 PREMIERS - SIR MARK MITCHELL SHIELD
PORT DISTRICT**



Michael Gower

**F.A. BLOCH MEDAL
Michael Gower – Seaton Ramblers
Louis Martin – Payneham NU**



Louis Martin

Kilburn

D. Reid	6
L. Jeffrey	5
N. Wright	3

Modbury

M. Jolly	12
D. Mitchell	8
J. Maschotta	7

Payneham NU

L. Martin	19
T. Burrows	12
T. Rogers	8

Pembroke OS

M. Fischer	9
J. Pinkney	7
S. Bracegirdle	6

PHOS Camden

M. Bray	15
G. Weinmann	10
G. Sandford	5

Port District

S. Peucker	13
A. Steed	13
D. Perry	11

Sacred Heart OC

M. Puhle	9
C. Tasborski	7
T. Winstanley	7

Scotch OC

T. Cosh	10
R. Champion	8
A Rosser	6

Seaton Ramblers

M. Gower	19
S. Coard	16
P. Marshall	7

Woodville South

J. Degabriele	8
M. Hodder	7
J. Dunbar	4

**PETER HAYNES MEMORIAL TROPHY
Simon Peucker – Port District – 69 goals***



Modbury

D. Mitchell	64
J. Vanderveld	62
S. Garfoot	30

Payneham NU

N. Jolly	56
J. Stagg	28
T. Rogers	22

Pembroke OS

H. Nankivell	29
T. May	27
T. Wilson	19

PHOS Camden

G. Sandford	33
A. Baynes	33
S. Moroney	24

Port District

S. Peucker	76
P. Christofis	55
B. Tosold	45

Sacred Heart OC

C. Tasborski	50
M. Puhle	23
N. Woods	23

Scotch OC

A. Rosser	49
W. Smallacombe	36
J. Waltham	32

Seaton Ramblers

A. Place	52
D. Patruno	40
C. Thomas	39

Woodville South

A. Clifford	39
T. Bornholm	22
M. Giuffreda	19

*Goals scored at the end of the minor round

13.04.07
Pembroke OS 7.8 Scotch OC 8.10

14.04.07
Woodville Sth 11.5 Seaton Ramblers 26.10
Modbury 13.9 Sacred Heart OC 19.12
Payneham NU 14.20 PHOS Camden 19.12
Port District 23.15 Kilburn 0.0

21.04.07
Seaton Ramblers 15.17 Payneham NU 6.8
Sacred Heart OC 14.11 Port District 24.12
PHOS Camden 22.13 Woodville South 7.7
Kilburn 14.7 Pembroke OS 18.18
Scotch OC 15.11 Modbury 18.8

25.04.07
Port District 12.12 Seaton Ramblers 11.12

28.04.07
Woodville South 9.5 Scotch OC 6.5
Modbury 8.16 Pembroke OS 3.2
Sacred Heart OC 11.10 PHOS Camden 7.8
Payneham NU 6.8 Kilburn 13.5

05.05.07
Seaton Ramblers 13.7 Modbury 20.12
PHOS Camden 7.12 Port District 18.12
Kilburn 11.4 Woodville Sth 13.15
Pembroke OS 7.15 Payneham NU 10.7
Scotch OC 8.13 Sacred Heart OC 16.12

12.05.07
Woodville South 19.9 Pembroke OS 16.7
Modbury 12.11 PHOS Camden 18.9
Seaton Ramblers 38.21 Kilburn 4.9
Payneham NU 15.12 Sacred Heart OC 15.6
Port District 22.15 Scotch OC 8.10

19.05.07
Sacred Heart OC 13.12 Woodville South 10.9
PHOS Camden 13.3 Seaton Ramblers 16.12
Kilburn 14.12 Modbury 27.11
Pembroke OS 8.8 Port District 17.20
Scotch OC 11.8 Payneham NU 12.11

26.05.07
Woodville South 14.11 Port District 16.15
Seaton Ramblers 16.8 Sacred Heart OC 13.10
Payneham NU 20.8 Modbury 20.13
PHOS Camden 10.18 Pembroke OS 9.6
Kilburn 14.7 Scotch OC 18.13

02.06.07
Modbury 12.5 Port District 11.14
Payneham NU 13.15 Woodville South 10.7
Kilburn 9.6 PHOS Camden 19.18
Pembroke OS 10.13 Sacred Heart OC 15.12
Scotch OC 8.9 Seaton Ramblers 13.13

16.06.07
Woodville South 10.14 Modbury 23.13
Seaton Ramblers 15.10 Pembroke OS 15.14
Sacred Heart OC 28.20 Kilburn 12.4
Port District 21.19 Payneham NU 10.7
PHOS Camden 10.8 Scotch OC 12.9

23.06.07
Seaton Ramblers 22.14 Woodville South 6.7
Sacred Heart OC 9.12 Modbury 13.12
PHOS Camden 13.16 Payneham NU 15.9
Kilburn 11.9 Port District 26.17
Scotch OC 22.11 Pembroke OS 11.6

30.06.07
Woodville Sth 6.10 PHOS Camden 12.16
Modbury 17.12 Scotch OC 18.12
Payneham NU 14.10 Seaton Ramblers 18.14
Port District 17.13 Sacred Heart OC 12.13
Pembroke OS 27.22 Kilburn 9.3

07.07.07
Seaton Ramblers 14.11 Port District 12.14
PHOS Camden 5.7 Sacred Heart OC 12.3
Kilburn 5.13 Payneham NU 19.12
Pembroke OS 13.8 Modbury 12.6
Scotch OC 13.19 Woodville South 3.2

14.07.07
Woodville Sth 17.8 Kilburn 15.8
Modbury 16.16 Seaton Ramblers 7.11
Sacred Heart OC 13.7 Scotch OC 8.7
Payneham NU 14.12 Pembroke OS 8.7
Port District 18.11 PHOS Camden 9.6

21.07.07
Sacred Heart OC 11.14 Payneham NU 11.13
PHOS Camden 8.8 Modbury 20.12
Kilburn 11.5 Seaton Ramblers 20.23
Pembroke OS 25.19 Woodville South 3.8
Scotch OC 13.7 Port District 11.12

28.07.07
Woodville Sth 12.13 Sacred Heart OC 13.13
Modbury 35.17 Kilburn 6.7
Seaton Rblers 13.12 PHOS Camden 13.4
Payneham NU 10.11 Scotch OC 15.13
Port District 18.6 Pembroke OS 13.14

04.08.07
Sacred Heart OC 10.14 Seaton Ramblers 18.14
Port District 18.11 Woodville South 11.7
Pembroke OS 17.8 PHOS Camden 10.8
Scotch OC 33.21 Kilburn 3.4
Modbury 8.8 Payneham NU 3.6

11.08.07
Woodville Sth 9.8 Payneham NU 21.15
Seaton Ramblers 15.15 Scotch OC 8.9
Port District 23.13 Modbury 13.16
PHOS Camden 31.25 Kilburn 10.4

12.08.07
Sacred Heart OC 18.12 Pembroke OS 9.9

18.08.07
Modbury 28.12 Woodville South 16.6
Payneham NU 21.15 Port District 17.11
Kilburn 10.7 Sacred Heart OC 14.14
Pembroke OS 12.12 Seaton Ramblers 13.10
Scotch OC 14.14 PHOS Camden 13.7

Club	W	L	D	FOR	AG	PTS	%
Port District	15	3	0	2186	1380	30	61
Seaton Ramblers	14	4	0	2052	1397	28	59
Modbury	12	6	0	2099	1528	24	58
Sacred Heart OC	12	6	0	1743	1491	24	54
Scotch OC	10	8	0	1629	1465	20	53
Payneham NU	9	9	0	1603	1616	18	50
PHOS Camden	7	11	0	1632	1574	14	51
Pembroke OS	6	12	0	1564	1595	12	50
Woodville South	4	14	0	1267	2099	8	38
Kilburn	1	17	0	1140	2770	2	29

25.08.07 Qualifying Final played at Pedlar Reserve

Seaton Ramblers 4.3 Modbury 2.1
9.7 5.3
17.9 11.5
20.11 15.7

01.09.07 1st Semi Final played at Modbury Sports Reserve

Modbury 3.2 Scotch OC 3.2
5.5 6.2
9.13 8.2
17.15 13.5

25.08.07 Elimination Final played at Sacred Heart College

Scotch OC 2.1 Sacred Heart OC 3.1
7.5 6.1
11.6 8.6
16.6 11.10

08.09.07 Preliminary Final played at Pedlar Reserve

Seaton Ramblers 3.8 Modbury 1.4
7.10 3.9
11.11 6.9
13.13 10.14

01.09.07 2nd Semi Final played at Largs Reserve

Port District 5.5 Seaton Ramblers 5.3
9.5 8.4
9.9 8.8
11.10 11.9

15.09.07 Grand Final played at Thebarton Oval

Port District 2.1 Seaton Ramblers 3.5
9.5 7.9
13.6 9.10
17.10 12.12

**D3 PREMIERS - DARNEY NAYLOR SHIELD
SMOSH WEST LAKES**



N.May, L. Porplycia, J. Cibich, M. Buck, S. Morris, E. Williams, T. King, J. Netchikowsky, M. Davidson, I. Ralston, S. White, J. Cakebread, C. Masson, R. Ullianich, P. Jenkinson, L. Parham, N. Martin, W. Cibich, C. Spicer, T. Vasic, D.Martin, B. Jackson.



Kevin Hopper

**D.G. M^C KAY MEDAL
Kevin Hopper – Athelstone
Kieran Johnson – Flinders Park**



Kieran Johnson

Athelstone

K. Hopper	18
C. Robertson	11
A. Blake	11

CBCOC

A. Margitich	14
M. Matheson	6
P Bowden	5

Eastern Park

M. Ashby	11
M. Paul	9
A. Walasek	4

Flinders Park

K. Johnson	18
P. Smith	10
R. Pedersen	9

Old Ignatians

C. Calabrese	12
C. Frinsdorf	11
D. Rolfe	10

Prince Alfred OC

B. Mader	6
C. Stewart	5
S. Mader	3

Salisbury West

L. Curtis	15
C. Martin	8
T. Creek	6

SMOSH West Lakes

L. Porplycia	14
I. Ralston	7
T. Vasic	6

St Peter's OC

S. Cantwell	9
B. Kilsby	8
S. Twelftree	7

Walkerville

S. Callahan	17
S. Laube	12
C. Greenfield	8

**D3 LEADING GOAL KICKING TROPHY
Brett Smid – Walkerville – 66 goals***

Eastern Park

M. Ashby	28
S. Cosenza	25
D. Walton	22

Flinders Park

P. Smith	42
K. Johnson	36
R. March	28

Old Ignatians

D. Rolfe	43
K. Moran	43
A. Alessandrini	27

Prince Alfred OC

J. Green	29
D. Fry	18
M. Lowe	18

Salisbury West

D. Hickey	30
A. Pryor	22
A. Kafkoudos	20

SMOSH West Lakes

J. Cakebread	29
S. White	25
E. Williams	25

Athelstone

C. Whelan	66
K. Hopper	39
J. Duigan	38

CBCOC

M. Woodforde	41
S. Russell	29
T. Payne	23

St Peter's OC

A. Lyon	23
J. Hume	18
N. Bailey	16

Walkerville

B. Smid	74
G. Munn	34
S. Laube	21

*Goals scored at the end of the minor round

14.04.07
 CBCOC 6.14 Eastern Park 17.15
 St Peter's OC 9.8 Prince Alfred OC 13.3
 Athelstone 5.23 Flinders Park 11.7
 Old Ignatians 3.11 SMOSH W/L 4.9
 Walkerville 4.16 Salisbury West 15.8

21.04.07
 Salisbury West 16.16 St Peter's OC 7.11
 Eastern Park 12.13 Athelstone 15.10
 PAOC 9.11 Old Ignatians 13.11
 Flinders Park 14.13 CBCOC 10.16
 SMOSH W/L 18.20 Walkerville 10.11

28.04.07
 CBCOC 11.8 Salisbury West 13.12
 St Peter's OC 6.9 Walkerville 8.8
 PAOC 5.6 Flinders Park 10.7
 Athelstone 9.12 SMOSH W/L 6.7
 Old Ignatians 12.8 Eastern Park 2.8

05.05.07
 Eastern Park 9.18 St Peter's OC 14.17
 Flinders Park 9.9 Old Ignatians 13.15
 SMOSH W/L 17.14 CBCOC 10.4
 Walkerville 14.14 Athelstone 14.12
 Salisbury West 18.14 Prince Alfred OC 7.8

12.05.07
 CBCOC 11.9 Walkerville 18.13
 St Peter's OC 13.13 Flinders Park 12.12
 Eastern Park 19.13 SMOSH W/L 17.11
 Athelstone 26.17 Prince Alfred OC 7.10
 Old Ignatians 21.14 Salisbury West 6.17

19.05.07
 PAOC 10.3 CBCOC 26.16
 Flinders Park 17.12 Eastern Park 8.8
 SMOSH W/L 11.21 St Peter's OC 10.7
 Walkerville 10.11 Old Ignatians 6.10
 Salisbury West 15.10 Athelstone 21.13

26.05.07
 CBCOC 17.11 Old Ignatians 13.16
 Eastern Park 18.15 Prince Alfred OC 13.14
 Athelstone 21.15 St Peter's OC 13.13
 Flinders Park 13.6 Walkerville 16.13
 SMOSH W/L 12.13 Salisbury West 9.12

02.06.07
 St Peter's OC 7.12 Old Ignatians 11.14
 Athelstone 11.14 CBCOC 9.12
 SMOSH W/L 12.17 Flinders Park 7.9
 Walkerville 34.7 Prince Alfred OC 6.7
 Salisbury West 15.9 Eastern Park 12.7

16.06.07
 CBCOC 12.7 St Peter's OC 17.13
 Eastern Park 12.15 Walkerville 12.11
 PAOC 12.12 SMOSH W/L 20.13
 Old Ignatians 15.10 Athelstone 14.7
 Flinders Park 15.13 Salisbury West 16.13

23.06.07
 Eastern Park 21.24 CBCOC 12.13
 PAOC 10.12 St Peter's OC 10.16
 Flinders Park 10.6 Athelstone 11.17
 SMOSH W/L 12.9 Old Ignatians 9.13
 Salisbury West 15.10 Walkerville 18.8

30.06.07
 CBCOC 16.13 Flinders Park 14.10
 St Peter's OC 13.10 Salisbury West 25.12
 Athelstone 20.14 Eastern Park 8.9
 Old Ignatians 14.8 Prince Alfred OC 17.7
 Walkerville 12.8 SMOSH W/L 12.12

07.07.07
 Eastern Park 12.19 Old Ignatians 7.8
 Flinders Park 5.1 Prince Alfred OC 5.6
 SMOSH W/L 12.12 Athelstone 6.15
 Walkerville 6.13 St Peter's OC 5.7
 Salisbury West 19.16 CBCOC 7.8

14.07.07
 CBCOC 9.4 SMOSH W/L 16.22
 St Peter's OC 13.10 Eastern Park 16.21
 PAOC 11.8 Salisbury West 9.6
 Athelstone 13.15 Walkerville 7.7
 Old Ignatians 13.10 Flinders Park 8.13

21.07.07
 PAOC 8.10 Athelstone 16.6
 Flinders Park 23.11 St Peter's OC 7.9
 SMOSH W/L 19.19 Eastern Park 12.10
 Walkerville 9.13 CBCOC 13.15
 Salisbury West 18.18 Old Ignatians 16.11

28.07.07
 CBCOC 14.6 Prince Alfred OC 10.8
 St Peter's OC 14.8 SMOSH W/L 8.12
 Eastern Park 13.19 Flinders Park 16.6
 Athelstone 8.16 Salisbury West 10.10
 Old Ignatians 13.4 Walkerville 15.12

04.08.07
 St Peter's OC 3.11 Athelstone 9.9
 PAOC 14.5 Eastern Park 18.14
 Old Ignatians 21.11 CBCOC 13.12
 Walkerville 8.8 Flinders Park 10.9
 Salisbury West 15.12 SMOSH W/L 20.8

10.08.07
 Old Ignatians 11.12 St Peter's OC 9.12

11.08.07
 CBCOC 7.12 Athelstone 24.13
 Eastern Park 17.15 Salisbury West 15.12
 PAOC 9.6 Walkerville 16.8
 Flinders Park 14.8 SMOSH W/L 13.7

18.08.07
 St Peter's OC 12.20 CBCOC 10.14
 Athelstone 16.14 Old Ignatians 11.15
 SMOSH W/L 18.17 Prince Alfred OC 12.9
 Walkerville 19.9 Eastern Park 9.9
 Salisbury West 27.10 Flinders Park 13.11

Club	W	L	D	FOR	AG	PTS	%
Athelstone	14	4	0	1856	1257	28	60
SMOSH West Lakes	14	4	0	1785	1390	28	56
Walkerville	12	6	0	1666	1383	24	55
Salisbury West	10	8	0	1873	1656	20	53
Old Ignatians	9	9	0	1593	1459	18	52
Eastern Park	9	9	0	1662	1798	18	48
Flinders Park	7	11	0	1489	1549	14	49
St Peter's OC	7	11	0	1358	1616	14	46
CBCOC	5	13	0	1533	1906	10	45
Prince Alfred OC	3	15	0	1213	2014	6	38

25.08.07 Qualifying Final played at West Lakes Shore Oval

SMOSH West Lakes 5.4 Walkerville 3.3
 10.10 3.3
 14.11 7.6
 21.14 15.9

01.09.07 2nd Semi Final played at Torrens Valley Oval

SMOSH West Lakes 2.7 Athelstone 3.4
 7.8 8.6
 12.11 11.9
 18.11 13.14

25.08.07 Elimination Final played at Salisbury Downs Oval

Salisbury West 1.5 Old Ignatians 3.3
 6.8 8.4
 11.10 12.7
 19.15 14.10

08.09.07 Preliminary Final played at Torrens Valley Oval

Athelstone 5.3 Walkerville 4.6
 13.6 6.9
 16.7 10.15
 18.9 14.18


01.09.07 1st Semi Final played at Walkerville Rec. Ground

Walkerville 4.1 Salisbury West 2.3
 9.4 6.5
 17.6 8.5
 22.7 8.9

15.09.07 Grand Final played at Richmond Oval

SMOSH West Lakes 4.4 Athelstone 3.2
 9.8 3.3
 15.10 6.6
 17.13 10.7

**D4 PREMIERS - TIDEMAN SHIELD
SALISBURY**



*Back Row: D. Hockley, G. Tume, L. Horjus, M. Diestel-Fedderson, M. Juillerat, G. Wilson (Head Trainer)
Third Row: R. Harris (Runner), D. Ward (President), S. Caruso, M. Batten, L. Short, M. Franceschinis, R. Bellamy, M. Hewish (Runner), I. Carter (Team Manager)
Second Row: K. Middleton (Trainer), D. Capogreco, J. McPherson, R. Paget, P. Margaritis, A. Redding, S. Couzner, S. Schutt, R. Paget (Foot. Dir)
Front Row: T. Dimasi, D. Verrocchi, S. McPherson, B. Mather (Capt), E. Hocking (Coach), T. Smith (Capt), D. Reeves (Capt), R. Smith*

**AEC TRELOAR MEDAL
Shane Goodwin – Para Hills**



Ingle Farm
G. Hawksworth 12
G. Mount 9
P. Ung 4

Mitcham
M. Doyle 8
D. Hardy 7
B. Ellis 5

North Haven
J. Watts 17
R. Woodrow 12
M. Hood 6

Para Hills
S. Goodwin 28
C. Morris 9
S. Mulholland 7

Pooraka
D. Pead 13
A. Paradiso 10
P. Lovell 9

Portland
J. Coppins 13
M. Heffernan 9
D. Bird 9

Pulteney OS
B. Millar 12
J. Manning 11
C. Linn 5

Rosewater
P. Shepherd 8
A. Rumbelow 7
R. Harris 7

Salisbury
S. Couzner 10
R. Smith 10
D. Hockley 9

Unley
B. Trappel 12
M. Nolan 11
M. Thomas 7

**D4 LEADING GOAL KICKING TROPHY
Matthew Thomas – Unley – 76 goals***

North Haven
L. Robinson 53
M. Leal 51
M. Hood 27

Para Hills
C. Morris 80
S. Johnston 36
D. Menner 33

Pooraka
N. Howe 73
K. Moore 51
C. Price 22

Portland
J. DePalma 40
N. Williams 28
D. Bird 12

Pulteney OS
B. Millar 40
M. Kalleske 24
N. Sharp 22

Rosewater
P. Shepherd 45
C. Mattner 23
R. Harris 15

Salisbury
R. Smith 35
S. Schutt 25
L. Short 23

Unley
M. Thomas 76
D. Burgess 29
M. Nolan 16

Ingle Farm
N. Stacey 29
M. Travis 25
A. Montague 19

Mitcham
J. Schuetz 74
B. Towers 32
T. Stanford 22

*Goals scored at the end of the minor round

14.04.07

Pulteney OS	19.11	Unley	7.12
North Haven	22.9	Ingle Farm	14.7
Pooraka	19.6	Portland	16.12
Mitcham	12.10	Para Hills	19.13
Salisbury	31.24	Rosewater	2.6

21.04.07

Unley	12.4	Pooraka	18.15
Ingle Farm	11.7	Mitcham	20.13
Portland	16.17	Pulteney OS	6.14
Para Hills	6.19	Salisbury	5.9
Rosewater	1.2	North Haven	34.19

25.04.07

Mitcham	12.18	Unley	6.10
---------	-------	-------	------

28.04.07

Pulteney OS	7.18	Rosewater	5.5
North Haven	5.7	Salisbury	6.5
Ingle Farm	6.11	Portland	7.7
Pooraka	6.10	Para Hills	10.15

05.05.07

Unley	9.12	North Haven	17.10
Portland	11.10	Mitcham	13.13
Para Hills	17.16	Pulteney OS	8.8
Salisbury	11.15	Pooraka	10.12
Rosewater	11.10	Ingle Farm	17.17

12.05.07

Pulteney OS	11.3	Salisbury	18.11
North Haven	13.16	Portland	11.11
Unley	5.8	Para Hills	23.18
Pooraka	25.12	Ingle Farm	14.10
Mitcham	34.27	Rosewater	7.6

19.05.07

Ingle Farm	16.9	Pulteney OS	12.13
Portland	8.10	Unley	4.8
Para Hills	14.13	North Haven	13.10
Salisbury	21.11	Mitcham	10.8
Rosewater	20.15	Pooraka	9.13

26.05.07

Pulteney OS	14.10	Mitcham	23.8
Unley	15.10	Ingle Farm	12.9
Pooraka	7.3	North Haven	11.8
Portland	9.11	Salisbury	20.12
Para Hills	21.14	Rosewater	10.10

02.06.07

North Haven	17.14	Mitcham	21.9
Pooraka	12.10	Pulteney OS	9.13
Para Hills	19.16	Portland	6.7
Salisbury	18.5	Ingle Farm	8.10
Rosewater	16.10	Unley	12.9

16.06.07

Pulteney OS	13.11	North Haven	12.8
Unley	14.7	Salisbury	15.16
Ingle Farm	11.5	Para Hills	20.16
Mitcham	16.11	Pooraka	14.12
Portland	12.12	Rosewater	10.15

23.06.07

Unley	19.14	Pulteney OS	12.11
Ingle Farm	8.5	North Haven	27.14
Portland	13.13	Pooraka	8.11
Para Hills	12.9	Mitcham	7.5
Rosewater	7.5	Salisbury	13.13

30.06.07

Pulteney OS	11.14	Portland	10.16
North Haven	25.14	Rosewater	13.7
Pooraka	20.8	Unley	11.6
Mitcham	33.25	Ingle Farm	3.4
Salisbury	10.5	Para Hills	10.8

07.07.07

Unley	4.9	Mitcham	7.17
Portland	23.18	Ingle Farm	7.8
Para Hills	10.7	Pooraka	7.5
Rosewater	8.6	Pulteney OS	11.16
Salisbury	8.10	North Haven	9.10

14.07.07

Pulteney OS	11.11	Para Hills	8.17
North Haven	14.11	Unley	19.10
Ingle Farm	13.9	Rosewater	13.12
Pooraka	14.11	Salisbury	9.13
Mitcham	21.15	Portland	11.8

21.07.07

Ingle Farm	11.7	Pooraka	21.14
Portland	5.23	North Haven	5.13
Para Hills	16.8	Unley	10.8
Salisbury	14.18	Pulteney OS	0.10
Rosewater	10.9	Mitcham	5.10

28.07.07

Pulteney OS	19.19	Ingle Farm	8.6
North Haven	9.9	Para Hills	18.16
Unley	16.6	Portland	12.15
Pooraka	14.18	Rosewater	7.8
Mitcham	16.17	Salisbury	13.14

04.08.07

North Haven	10.13	Pooraka	11.7
Ingle Farm	11.17	Unley	16.8
Mitcham	20.18	Pulteney OS	7.7
Salisbury	20.10	Portland	8.4
Rosewater	6.7	Para Hills	16.20

11.08.07

Pulteney OS	12.10	Pooraka	16.14
Unley	11.12	Rosewater	16.8
Ingle Farm	8.15	Salisbury	30.17
Mitcham	23.21	North Haven	10.5
Portland	5.8	Para Hills	17.9

18.08.07

North Haven	23.13	Pulteney OS	13.3
Pooraka	12.12	Mitcham	10.13
Para Hills	20.12	Ingle Farm	12.6
Salisbury	14.14	Unley	9.3
Rosewater	4.7	Portland	13.13

Club	W	L	D	FOR	AG	PTS	%
Para Hills	17	1	0	1902	1059	34	64
Salisbury	13	5	0	1878	1102	26	63
Mitcham	13	5	0	2076	1382	26	60
Pooraka	10	7	1	1651	1465	21	53
North Haven	9	8	1	1859	1459	19	56
Portland	8	10	0	1391	1518	16	48
Pulteney OS	7	11	0	1372	1730	14	44
Unley	5	13	0	1350	1798	10	43
Rosewater	5	13	0	1144	2066	10	36
Ingle Farm	2	16	0	1302	2346	4	36

25.08.07 Qualifying Final played at Salisbury Oval

Salisbury	2.0	Mitcham	2.1
	5.2		5.2
	8.3		9.4
	16.5		13.6

01.09.07 1st Semi Final played at Hawthorn Oval

Mitcham	1.7	Pooraka	1.2
	4.9		3.4
	10.13		3.4
	14.18		5.7

25.08.07 Elimination Final played at Lindhom Park

Pooraka	1.5	North Haven	2.3
	7.7		7.3
	10.8		9.5
	16.16		10.8

08.09.07 Preliminary Final played at Salisbury Oval

Salisbury	6.3	Mitcham	4.0
	10.5		4.4
	12.10		4.6
	15.10		9.8

01.09.07 2nd Semi Final played at The Paddocks

Para Hills	3.3	Salisbury	3.3
	4.5		7.6
	7.11		8.6
	12.16		11.7

15.09.07 Grand Final played at Campbelltown Oval

Salisbury	4.1	Para Hills	4.4
	10.3		7.6
	15.6		9.7
	21.8		9.10

D5 PREMIERS - C.B. SANGSTER SHIELD
FITZROY



J.B DICKER MEDAL
Joshua Schallehn - Greenacres



Adelaide Lutheran

R. Miegel	17
M. M ^c Farlane	11
D. Hodges	7

Brahma Lodge

B. Paterson	11
C. M ^c Conachy	5
M. Lehman	4

Central United

B. Vanderlans	7
A. Clark	6
J. Heshusius	5

Elizabeth

C. King	13
M. Switala	12
D. Chantrelle	7

Fitzroy

C. Bourke	16
M. Nelson	14
L. Sok	11

Glenunga

G. Hearn	12
M Lamshed	4
M. Hillier	3

Greenacres

J. Schallehn	21
A. Forth	6
B. Bamford	4

Kenilworth

L. Murphy	11
B. Calyun-Reid	5
R. Gerace	4

Plympton

M. Elletson	18
R. Muir	11
S. Ackland	9

Smithfield

S. Taylor	20
S. Fairhurst	15
I. Bellman	11

D5 LEADING GOAL KICKING TROPHY
Adam Forth – Greenacres – 84 goals*

Central United

A. Frith	61
D. Grgurovic	55
D. Thompson	24

Elizabeth

T. Greenshields	40
M. Switala	28
L. Hughes	25

Fitzroy

L. Karvelis	89
B. Hart	79
C. Bourke	62

Glenunga

D Puntureri	66
S. Anderson	12
D. Anderson	8

Greenacres

A. Forth	84
B. Bamford	26
P. Wright	20

Kenilworth

S Osborn	79
C. Wood	20
S Croucher	19

Plympton

M. Singleton	42
C. Lange	34
J. Rogers	27

Smithfield

B. Duffy	44
S. Taylor	38
L. Hann	35

Adelaide Lutheran

D. Hodges	66
R. Miegel	64
A. Costin	32

Brahma Lodge

D. Callahan	37
R. Hryhoric	19
N Davey	19

*Goals scored at the end of the minor round

14.04.07	Central United 14.12	Elizabeth 7.12		26.05.07	Central United 16.13	Plympton 17.8		14.07.07	Central United 13.17	Adelaide Lutheran 17.5
	Brahma Lodge 16.13	Kenilworth 18.10			Elizabeth 17.15	Kenilworth 14.9			Brahma Lodge 9.11	Elizabeth 20.9
	Fitzroy 16.13	Smithfield 20.9			Fitzroy 28.17	Brahma Lodge 8.12			Kenilworth 18.19	Greenacres 15.9
	Plympton 10.14	Adelaide Lutheran 12.8			Smithfield 18.12	Glenunga 5.8			Fitzroy 24.19	Glenunga 10.6
	Glenunga 8.5	Greenacres 14.15			Adl Lutheran 21.16	Greenacres 11.13			Plympton 12.9	Smithfield 6.7
21.04.07	Elizabeth 16.12	Fitzroy 17.9		02.06.07	Fitzroy 10.13	Central United 16.10		21.07.07	Kenilworth 10.10	Fitzroy 23.9
	Kenilworth 8.9	Plympton 11.13			Brahma Lodge 21.6	Plympton 18.7			Smithfield 30.17	Brahma Lodge 8.13
	Adl Lutheran 27.25	Glenunga 5.5			Adl Lutheran 25.13	Smithfield 9.5			Adl Lutheran 18.17	Elizabeth 15.6
	Greenacres 17.17	Brahma Lodge 16.6			Glenunga 12.15	Kenilworth 8.12			Glenunga 11.7	Central United 20.16
	Smithfield 10.7	Central United 12.11			Greenacres 13.18	Elizabeth 20.10			Greenacres 16.8	Plympton 11.8
28.04.07	Central United 21.7	Greenacres 5.7		16.06.07	Kenilworth 7.12	Adelaide Lutheran 17.10		28.07.07	Central United 23.12	Kenilworth 12.7
	Kenilworth 6.8	Smithfield 7.12			Central United 26.21	Brahma Lodge 10.5			Brahma Lodge 8.7	Adelaide Lutheran 30.23
	Fitzroy 13.10	Adelaide Lutheran 11.7			Elizabeth 22.12	Glenunga 8.9			Elizabeth 13.16	Smithfield 12.8
	Plympton 10.17	Elizabeth 7.7			Plympton 7.9	Fitzroy 17.14			Fitzroy 27.24	Greenacres 13.12
	Brahma Lodge 10.0	Glenunga 0.0			Smithfield 12.21	Greenacres 9.13			Plympton 19.15	Glenunga 7.5
05.05.07	Elizabeth 14.9	Brahma Lodge 11.14		23.06.07	Elizabeth 14.15	Central United 12.9		04.08.07	Brahma Lodge 11.5	Fitzroy 18.17
	Smithfield 18.9	Plympton 13.16			Kenilworth 12.8	Brahma Lodge 10.8			Kenilworth 11.7	Elizabeth 11.10
	Adl Lutheran 17.15	Central United 7.9			Smithfield 29.18	Fitzroy 11.13			Plympton 19.18	Central United 10.11
	Glenunga 5.5	Fitzroy 21.21			Adl Lutheran 15.10	Plympton 20.6			Glenunga 9.4	Smithfield 18.17
	Greenacres 21.10	Kenilworth 20.14			Greenacres 24.16	Glenunga 11.5			Greenacres 7.9	Adelaide Lutheran 13.13
12.05.07	Central United 18.23	Glenunga 8.9		30.06.07	Central United 8.14	Smithfield 19.9		11.08.07	Central United 11.13	Fitzroy 18.17
	Brahma Lodge 8.11	Smithfield 17.13			Brahma Lodge 12.10	Greenacres 11.9			Elizabeth 13.14	Greenacres 18.12
	Elizabeth 16.14	Adelaide Lutheran 13.5			Fitzroy 20.17	Elizabeth 17.16			Kenilworth 15.9	Glenunga 10.5
	Fitzroy 18.14	Kenilworth 14.9			Plympton 12.17	Kenilworth 8.7			Plympton 33.14	Brahma Lodge 9.14
	Plympton 14.18	Greenacres 10.13			Glenunga 8.8	Adelaide Lutheran 14.12			Smithfield 12.8	Adelaide Lutheran 17.11
19.05.07	Kenilworth 11.8	Central United 12.11		07.07.07	Elizabeth 5.11	Plympton 6.7		18.08.07	Brahma Lodge 13.9	Central United 16.17
	Smithfield 17.15	Elizabeth 8.12			Smithfield 20.15	Kenilworth 8.6			Fitzroy 25.21	Plympton 8.3
	Adl Lutheran 13.10	Brahma Lodge 12.9			Adl Lutheran 8.19	Fitzroy 6.7			Adl Lutheran 32.19	Kenilworth 12.8
	Glenunga 5.13	Plympton 14.17			Glenunga 13.15	Brahma Lodge 11.12			Glenunga 22.6	Elizabeth 17.13
	Greenacres 10.14	Fitzroy 20.11			Greenacres 5.14	Central United 9.14			Greenacres 8.5	Smithfield 26.13

Club	W	L	D	FOR	AG	PTS	%
Adelaide Lutheran	15	3	0	2158	1313	30	62
Fitzroy	14	4	0	2320	1533	28	60
Smithfield	13	5	0	2015	1372	26	59
Plympton	12	6	0	1740	1476	24	54
Central United	11	7	0	1824	1523	22	54
Elizabeth	9	9	0	1725	1672	18	51
Greenacres	6	12	0	1576	1980	12	44
Kenilworth	4	14	0	1444	1939	8	43
Brahma Lodge	3	15	0	1383	2299	6	38
Glenunga	3	15	0	1072	2150	6	33

25.08.07 Qualifying Final played at Fitzroy Sports Club

Fitzroy	6.4	Smithfield	3.0
	9.7		5.8
	12.15		8.11
	15.16		13.18

01.09.07 1st Semi Final played at Smithfield

Plympton	3.0	Smithfield	4.1
	11.6		4.2
	19.8		9.4
	20.10		12.12

25.08.07 Elimination Final played at Blair Athol Reserve

Plympton	3.3	Central United	0.2
	8.3		5.10
	11.6		7.12
	14.8		12.16

08.09.07 Preliminary Final played at Fitzroy Sports Club

Fitzroy	5.6	Plympton	2.0
	7.9		7.5
	12.13		10.6
	16.14		12.12

01.09.07 2nd Semi Final played at South Parklands

Adelaide Lutheran	6.3	Fitzroy	1.3
	11.10		5.7
	12.15		11.11
	17.16		12.13

15.09.07 Grand Final played at Blair Athol Reserve

Fitzroy	4.3	Adelaide Lutheran	2.5
	6.7		4.10
	14.9		6.14
	19.14		12.19

**D6 PREMIERS - MERVYN EVANS SHIELD
BLACKFRIARS OS**



B. Battams (Captain), P. Rugari (Captain), L. Swiderski, H. Mullikan, M. Glen-Holmes, A. Demasi, M. Sonogan, T. Hillman, D. Lee, M. Parrish, P. Carr, B. Fitzgerald, O. Hender, S. Parente, M. Brincat, S. Dellamalva, A. Staruchowicz, M. Spry, M. Rugari, M. Juliano, S. Horsell, A. Rogers, J. Belton (Coach), D. Crouch (Runner), T. Harford (Runner), P. Parrish (Team Manager)

**AG BERT MEDAL
Todd Sheppard – Golden Grove**



Adelaide University

N. Hugo	2
M. Hein	2
G. Abrey	1

Blackfriars OS

M. Sonogan	18
M. Rugari	11
H. Millikan	6

Golden Grove

T. Sheppard	23
J. Boxer	9
S. Brown	6

Hectorville

J. Leak	14
C. Jenkins	13
K. Stephenson	9

Hope Valley

D. Pearce	15
T. Matoga	10
C. Gould	7

Houghton Districts

C. Dow	18
A. Musolino	8
B. Penn	7

Lockleys

C Cross	17
D. M ^c Cann	11
M. Corbett	5

Mitchell Park

B Weekley	9
M. Harrison	8
J. David	7

West Croydon

L. Woodcock	15
A. Vessali	9
J. Carr	8

Westminster OS

A. Dyda	16
L. Warburton	15
G. Marshall	13

**D6 LEADING GOAL KICKING TROPHY
Hugh Millikan – Blackfriars OS – 74 goals***

Golden Grove

D. Ravlich	73
J. Hoklas	61
A. Tuckwell	42

Hectorville

J. Olsen	76
A. Warner	31
M. Howson	25

Hope Valley

L Nation	44
J. Hann	39
M. Gower	34

Houghton Districts

A. Musolino	29
C. Dow	23
L. Starr	17

Lockleys

D M ^c Cann	28
C. Mickan	25
A. Hank	20

Mitchell Park

L M ^c Donnell	61
D. Bates	52
N. M ^c Donnell	18

West Croydon

N. Bryant	75
L. Woodcock	65
J. Stubberfield	20

Westminster OS

A. Malcolm	32
L. Warburton	30
A. Tan	24

*Goals scored at the end of the minor round

14.04.07				26.05.07				14.07.07			
Golden Grove	9.8	Blackfriars OS	18.11	Adelaide Uni	6.5	Lockleys	17.12	Adelaide Uni	5.1	Houghton Dist	18.14
Adelaide Uni	13.8	West Croydon	23.11	West Croydon	8.9	Blackfriars OS	23.15	Golden Grove	21.8	West Croydon	14.6
Westminster OS	13.14	Hope Valley	15.11	Westminster OS	11.12	Golden Grove	16.16	Blackfriars OS	8.14	Hectorville	20.8
Lockleys	17.11	Houghton Dist	13.18	Hope Valley	20.10	Mitchell Park	11.8	Westminster OS	18.8	Mitchell Park	10.19
Mitchell Park	9.3	Hectorville	12.16	Houghton Dist	15.8	Hectorville	9.7	Lockleys	15.13	Hope Valley	12.18
21.04.07				02.06.07				21.07.07			
West Croydon	15.14	Westminster OS	13.7	Golden Grove	14.16	Lockleys	13.9	Blackfriars OS	17.14	Westminster OS	10.6
Blackfriars OS	16.16	Lockleys	10.11	Westminster OS	20.23	Adelaide Uni	4.6	Houghton Dist	15.7	West Croydon	12.9
Hope Valley	28.35	Adelaide Uni	7.8	Houghton Dist	8.7	Hope Valley	10.13	Mitchell Park	26.10	Adelaide Uni	13.15
Houghton Dist	19.14	Mitchell Park	15.11	Mitchell Park	10.14	Blackfriars OS	16.8	Hectorville	15.12	Lockleys	8.9
Hectorville	13.9	Golden Grove	16.14	Hectorville	19.7	West Croydon	6.7	Hope Valley	14.10	Golden Grove	19.13
28.04.07				16.06.07				28.07.07			
Adelaide Uni	1.4	Hectorville	14.15	Adelaide Uni	0.4	Golden Grove	37.18	Adelaide Uni	6.3	Blackfriars OS	32.16
Golden Grove	11.19	Mitchell Park	1.2	West Croydon	28.11	Mitchell Park	17.9	Golden Grove	21.23	Houghton Dist	7.5
Blackfriars OS	13.13	Hope Valley	11.13	Blackfriars OS	19.13	Houghton Dist	9.10	West Croydon	16.14	Hope Valley	14.15
Westminster OS	10.14	Houghton Dist	3.9	Lockleys	20.15	Westminster OS	7.13	Westminster OS	15.8	Hectorville	16.14
Lockleys	15.16	West Croydon	12.8	Hope Valley	13.14	Hectorville	13.5	Lockleys	14.11	Mitchell Park	9.9
05.05.07				23.06.07				04.08.07			
West Croydon	13.7	Golden Grove	19.18	West Croydon	28.22	Adelaide Uni	6.3	Golden Grove	10.14	Westminster OS	5.10
Hope Valley	22.13	Lockleys	18.12	Blackfriars OS	11.6	Golden Grove	14.14	Blackfriars OS	13.8	West Croydon	12.11
Houghton Dist	15.22	Adelaide Uni	9.10	Hope Valley	13.14	Westminster OS	6.15	Lockleys	22.18	Adelaide Uni	5.10
Mitchell Park	14.7	Westminster OS	7.12	Houghton Dist	20.8	Lockleys	14.11	Mitchell Park	6.11	Hope Valley	19.7
Hectorville	12.6	Blackfriars OS	14.12	Hectorville	18.14	Mitchell Park	11.16	Hectorville	25.22	Houghton Dist	2.4
12.05.07				30.06.07				11.08.07			
Adelaide Uni	11.9	Mitchell Park	29.15	Adelaide Uni	3.6	Hope Valley	24.19	Adelaide Uni	1.1	Westminster OS	25.30
West Croydon	15.20	Houghton Dist	14.9	Golden Grove	14.6	Hectorville	10.5	West Croydon	19.12	Hectorville	13.3
Westminster OS	9.5	Blackfriars OS	26.6	Westminster OS	19.3	West Croydon	12.7	Blackfriars OS	22.10	Mitchell Park	10.8
Lockleys	8.13	Hectorville	19.16	Lockleys	12.9	Blackfriars OS	19.15	Lockleys	13.8	Golden Grove	9.15
Golden Grove	20.12	Hope Valley	6.12	Mitchell Park	13.12	Houghton Dist	12.4	Hope Valley	24.21	Houghton Districts	7.7
19.05.07				07.07.07				18.08.07			
Blackfriars OS	22.20	Adelaide University	5.9	West Croydon	12.14	Lockleys	12.5	Golden Grove	33.15	Adelaide Uni	1.2
Hope Valley	11.17	West Croydon	12.10	Hope Valley	11.13	Blackfriars OS	10.11	Westminster OS	15.11	Lockleys	9.14
Houghton Dist	4.14	Golden Grove	22.19	Houghton Dist	7.12	Westminster OS	6.16	Houghton Dist	10.13	Blackfriars OS	21.7
Mitchell Park	14.10	Lockleys	11.12	Mitchell Park	3.6	Golden Grove	10.16	Mitchell Park	11.11	West Croydon	18.18
Hectorville	10.11	Westminster OS	3.12	Hectorville	20.18	Adelaide Uni	4.8	Hectorville	10.15	Hope Valley	9.9

Club	W	L	D	FOR	AG	PTS	%
Golden Grove	16	2	0	2154	1081	32	67
Blackfriars OS	15	3	0	2135	1298	30	62
Hectorville	12	6	0	1811	1223	24	60
Hope Valley	12	6	0	1920	1436	24	57
West Croydon	9	9	0	1860	1777	18	51
Lockleys	8	10	0	1697	1661	16	51
Houghton Districts	7	11	0	1373	1842	14	43
Westminster OS	6	12	0	1491	1512	12	50
Mitchell Park	5	13	0	1495	1888	10	44
Adelaide University	0	18	0	712	2931	0	20

25.08.07 Qualifying Final played at Payneham Oval

Blackfriars OS	2.4	Hectorville	2.3
	4.7		4.5
	8.8		9.6
	11.11		11.8

01.09.07 1st Semi Final played at Daly Oval

Hectorville	6.3	Hope Valley	1.4
	11.7		2.9
	16.10		4.9
	20.15		5.11

25.08.07 Elimination Final played at Hope Valley Oval

Hope Valley	4.3	West Croydon	6.4
	7.3		8.8
	16.5		15.10
	19.8		17.16

08.09.07 Preliminary Final played at Harpers Field

Golden Grove	3.4	Hectorville	6.2
	5.6		7.12
	8.9		9.14
	11.14		9.18

01.09.07 2nd Semi Final played at Harpers Field

Blackfriars OS	1.1	Golden Grove	4.3
	6.3		6.7
	11.6		10.7
	14.10		12.10

15.09.07 Grand Final played at Salisbury Oval

Blackfriars OS	5.1	Golden Grove	2.3
	8.3		4.6
	11.7		7.7
	17.8		10.8

**D7 PREMIERS - KEITH C SIMS SHIELD
COLONEL LIGHT GARDENS**



K. Amanatidis, P. Apostolopoulos, J. Bentley, L. Bentley, A. Brown, B. Crichton, J. Crichton, T. Davey, D. Evans, A. Harris, A. Harvey, A. Leogh, L. Kuhar, D. Malthouse, J. Morris, C. O'Hara, S. Pressley, J. Ramsey, B. Snell, S. Visser, D. Watt, B. Young, P. Crichton (Coach), P. Andres (Team Manager), J. Watt (Waterboy).
Absent: P. Maddocks

**KC SIMS MEDAL
Benjamin Crichton – Colonel Light Gardens**



Colonel Light Gardens	North Pines	Trinity OS
B. Crichton 31	B. Barton 11	S Battersby 16
A. Harris 13	S. Hartwell 9	A. Zorich 11
A. Harvey 8	J. Cattonar 7	S Fatchen 6
Henley	Paralowie	Wingfield Royals
S Jones 13	A. Barnes 15	S Brown 16
D. Loveder 8	S. Gehlken 8	M. Newman 10
M. Christophers 8	A. Moffat 7	I Gray 9
Kaurna Eagles	St Paul's College OS	
M. Graham 2	B. Horsell 12	
D. Jones 1	S Papayianis 8	
B. Wanganeen 1	C. Manuel 6	

**D7 LEADING GOAL KICKING TROPHY
Adam Barnes – Paralowie – 127 goals***



Colonel Light Gardens	North Pines	Trinity OS
A. Harvey 80	R. Tripp 22	R. Whiston 40
A. Brown 64	S Marks 17	B. Perry 37
S. Visser 52	P. Hall 13	G. Gregory 29
Henley	Paralowie	Wingfield Royals
S Barnes 59	A. Barnes 127	B. M ^c Pherson 55
S. Jones 27	D. Richardson 30	A. Birch 53
S. Stone 16	S. Gehlken 19	A. Cooke 32
Kaurna Eagles	St Paul's College OS	
S. Newchurch 9	C. Manuel 101	
A. Milera 5	B. Horsell 45	
S. Agius 4	T. Smits 34	

*Goals scored at the end of the minor round

14.04.07	Wingfield Rylys 15.15	Trinity OS	10.15	26.05.07	Wingfield Rylys 31.21	North Pines	16.10	14.07.07	Wingfield Rylys 32.36	Kaurna Eagles	3.1
	Paralowie 15.10	St Paul's Coll OS	18.10		St Paul's Coll OS 15.12	Col Light Gdns	15.14		St Paul's Coll OS 23.9	Henley	8.8
	North Pines 24.19	Kaurna Eagles	9.7		Trinity OS 21.21	Kaurna Eagles	8.9		Trinity OS 31.13	North Pines	8.11
	Col Light Gdns 24.24	Henley	6.10		Paralowie 15.9	Henley	11.12		Paralowie 5.4	Col Light Gdns	18.25
21.04.07	Wingfield Rylys 18.12	St Paul's Coll OS	18.10	02.06.07	Trinity OS 15.11	Wingfield Royals	9.17	21.07.07	North Pines 7.9	Wingfield Royals	28.20
	Paralowie 10.12	Trinity OS	16.15		St Paul's Coll OS 18.17	Paralowie	10.9		Col Light Gdns 23.21	St Paul's Coll OS	7.9
	Col Light Gdns 31.21	North Pines	7.10		Kaurna Eagles 0.0	North Pines	8.10		Kaurna Eagles 0.2	Trinity OS	36.25
	Henley 21.17	Kaurna Eagles	9.6		Henley 9.14	Col Light Gdns	12.12		Henley 16.11	Paralowie	10.8
25.04.07	Wingfield Rylys 18.12	Paralowie	22.9	16.06.07	St Paul's Coll OS 7.5	Wingfield Royals	17.16	28.07.07	Wingfield Rylys 42.34	Paralowie	2.1
					Trinity OS 24.19	Paralowie	10.15		Trinity OS 11.6	Col Light Gdns	22.14
28.04.07	Trinity OS 8.9	Col Light Gdns	13.13		North Pines 4.13	Col Light Gdns	27.16		North Pines 19.16	Henley	14.10
	North Pines 6.7	Henley	6.11		Kaurna Eagles 4.4	Henley	30.16		Kaurna Eagles 3.1	St Paul's Coll OS	44.16
	Kaurna Eagles 3.0	St Paul's Coll OS	37.19	23.06.07	Paralowie 11.7	Wingfield Rylys	22.13	04.08.07	St Paul's Coll OS 13.16	North Pines	6.6
05.05.07	St Paul's Coll OS 15.12	North Pines	11.16		Col Light Gdns 21.21	Trinity OS	7.12		Paralowie 25.18	Kaurna Eagles	3.2
	Paralowie 36.25	Kaurna Eagles	10.0		Henley 19.15	North Pines	9.8		Col Light Gdns 15.7	Wingfield Royals	16.18
	Col Light Gdns 18.12	Wingfield Royals	10.12	30.06.07					Henley 7.1	Trinity OS	15.7
	Henley 8.7	Trinity OS	9.5		Wingfield Rylys 15.10	Col Light Gdns	13.15	11.08.07	Wingfield Rylys 32.22	Henley	13.6
12.05.07	Trinity OS 5.14	St Paul's Coll OS	11.7		Trinity OS 13.14	Henley	14.10		Trinity OS 16.14	St Paul's Coll OS	12.9
	Wingfield Rylys 21.11	Henley	20.9		North Pines 21.13	St Paul's Coll OS	15.14		North Pines 11.11	Paralowie	14.16
	North Pines 14.17	Paralowie	11.8		Kaurna Eagles 1.1	Paralowie	51.17		Kaurna Eagles 8.6	Col Light Gdns	31.29
	Kaurna Eagles 11.9	Col Light Gdns	35.17	07.07.07	St Paul's Coll OS 5.5	Trinity OS	12.7	18.08.07	St Paul's Coll OS 17.8	Wingfield Royals	18.11
19.05.07	North Pines 9.9	Trinity OS	12.19		Paralowie 13.10	North Pines	10.17		Paralowie 7.1	Trinity OS	20.17
	Col Light Gdns 29.20	Paralowie	6.10		Col Light Gdns 42.31	Kaurna Eagles	1.0		Col Light Gdns 33.25	North Pines	5.5
	Kaurna Eagles 8.11	Wingfield Royals	18.16		Henley 4.6	Wingfield Royals	15.17		Henley 30.22	Kaurna Eagles	7.3
	Henley 6.8	St Paul's Coll OS	16.12								

Club	W	L	D	FOR	AG	PTS	%
Colonel Light Gardens	16	2	0	2869	1075	32	73
Wingfield Royals	16	2	0	2612	1466	32	64
Trinity OS	12	6	0	1929	1312	24	60
St Paul's College OS	10	8	0	1996	1422	20	58
Henley	7	11	0	1645	1748	14	48
Paralowie	6	12	0	1827	2096	12	47
North Pines	5	13	0	1377	2186	10	39
Kaurna Eagles	0	18	0	590	3540	0	14

25.08.07 2nd Semi Final played at Mortlock Park

Colonel Light Gardens	8.1	Wingfield Royals	6.2
	14.2		11.4
	21.7		13.8
	26.10		19.13

01.09.07 Preliminary Final played at Ottaway Reserve

Trinity OS	6.2	Wingfield Royals	2.0
	13.6		4.3
	19.7		9.5
	22.10		14.11

25.08.07 1st Semi Final played at Trinity College Gawler

Trinity OS	4.5	St Paul's College OS	2.2
	10.7		4.5
	13.8		6.6
	16.11		8.9

08.09.07 Grand Final played at Blair Athol Reserve

Colonel Light Gardens	6.2	Trinity OS	1.2
	9.5		2.4
	15.12		7.6
	18.18		10.6

**DI RESERVE PREMIERS - PEARSON CUP
GAZA**



Tom Langley

**E.A.DAVOREN MEDAL
Tom Langley – Goodwood Saints
Phillip Doyle – Tea Tree Gully**



Phillip Doyle

Broadview S. Elliott	7	Gepps Cross T. Petrus	10	Henley D. Megins	7
Edwardstown A. May	12	Goodwood Saints T. Langley	14	Rostrevor OC L. Dubois	6
Adelaide University S. Wende	9	Gaza J. Donnelly-Hart	12	Salisbury North N. Brophy	8
				Tea Tree Gully P. Doyle	14

**DI RESERVE GOAL KICKING TROPHY
Daniel Formosa – Tea Tree Gully – 57 goals***

Adelaide University L. Marston	35	Edwardstown T. Hancock	25	Gepps Cross J. Clarke	34	Henley M. Ehrlich	42	Salisbury North N Pape	26
Broadview B. Appleby	12	Gaza R Dalby	63	Goodwood Saints J. Abbott	44	Rostrevor OC M. Paul	17	Tea Tree Gully D. Formosa	59

*Goals scored at the end of the minor round

Club	W	L	D	FOR	AG	PTS	%
Gaza	15	2	1	1743	918	31	66
Goodwood Saints	13	3	2	1306	896	28	59
Tea Tree Gully	13	5	0	1424	886	26	62
Edwardstown	10	8	0	1369	1083	20	56
Henley	9	9	0	1418	984	18	59
Adelaide University	9	9	0	1097	1028	18	52
Salisbury North	7	10	1	1137	1242	14	43
Gepps Cross	7	11	0	973	1292	14	43
Rostrevor OC	4	14	0	896	1673	8	35
Broadview	1	17	0	615	1976	2	24

08.09.07 2nd Semi Final played at Klemzig Reserve

Gaza	5.5	Goodwood Saints	1.1
	5.7		2.7
	9.12		2.7
	10.15		3.11

08.09.07 1st Semi Final played at Campbelltown Oval

Henley	4.2	Tea Tree Gully	0.3
	8.2		3.5
	11.2		5.9
	14.4		8.13

01.09.07 Qualifying Final played at Goodwood Oval

Goodwood Saints	3.1	Tea Tree Gully	2.2
	4.5		3.3
	6.6		7.5
	11.9		10.7

15.09.07 Preliminary Final played at Goodwood Oval

Henley	2.2	Goodwood Saints	1.5
	3.2		5.8
	6.6		8.10
	10.8		9.13


01.09.07 Elimination Final played at Salisbury North Oval

Henley	2.1	Edwardstown	2.7
	3.5		5.8
	8.5		7.12
	12.6		9.17

22.09.07 Grand Final played at Thebarton Oval

Gaza	2.0	Henley	2.3
	6.2		3.6
	10.2		7.11
	13.6		7.11

**D2 RESERVE PREMIERS – MLS RANGER SHIELD
PORT DISTRICT**



**EP NAZER MEDAL
Ash Manna – Scotch OC**



Kilburn L. O'Neill	5	Payneham NU M. Lymberopoulos	9	PHOS Camden S. Exton	17	Scotch OC A. Manna	23
Modbury B. Hosgood	12	Pembroke OS P. Walsh	11	Port District J. M°Vicars	8	Seaton Ramblers J. Sajatovic	9
				Sacred Heart OC S. Kay	11	Woodville South A. Tkalec	6

**D2 RESERVE GOAL KICKING TROPHY
Paul Johnstone – Seaton Ramblers – 56 goals***

Kilburn M. Zupanic	9	Payneham NU W. Kollias	38	PHOS Camden S. Williams	53	Sacred Heart OC S. M°Evoy	49	Seaton Ramblers P. Johnstone	58
Modbury B. Kearnes	40	Pembroke OS S. Worrell-Thompson	45	Port District L. Forrest	42	Sacred Heart OC W. James	39	Woodville South A. Tkalec	17

*Goals scored at the end of the minor round

Club	W	L	D	FOR	AG	PTS	%
Sacred Heart OC	17	1	0	1910	771	34	71
PHOS Camden	15	3	0	1530	876	30	64
Seaton Ramblers	13	5	0	1564	893	26	64
Port District	10	8	0	1567	991	20	61
Pembroke OS	10	8	0	1324	1058	20	56
Scotch OC	9	8	1	1230	1196	19	51
Modbury	9	9	0	1319	1234	18	52
Payneham NU	4	13	1	1104	1361	9	45
Woodville South	2	16	0	785	1857	4	30
Kilburn	0	0	18	499	2595	0	16

01.09.07 2nd Semi Final played at Modbury Sports Reserve

Sacred Heart OC	2.0	PHOS Camden	2.5
	4.6		4.7
	5.10		5.8
	7.12		5.9

01.09.07 1st Semi Final played at Largs Reserve

Port District	5.1	Seaton Ramblers	3.2
	7.7		5.2
	10.8		6.2
	13.10		9.6

25.08.07 Qualifying Final played at Pedlar Reserve

PHOS Camden	3.2	Seaton Ramblers	1.8
	4.2		4.10
	7.6		4.10
	10.9		6.12

08.09.07 Preliminary Final played at Pedlar Reserve

Port District	4.4	PHOS Camden	0.2
	5.7		1.5
	6.11		4.7
	8.13		6.8

25.08.07 Elimination Final played at Sacred Heart College

Port District	6.2	Pembroke OS	2.1
	7.4		7.2
	9.5		8.6
	15.7		9.6

15.09.07 Grand Final played at Thebarton Oval

Port District	2.1	Sacred Heart OC	1.1
	5.2		3.5
	6.4		6.6
	9.5		8.10

**D3 RESERVE PREMIERS – AG & PM MARTIN PTY LTD SHIELD
ATHELSTONE**



**H.W. MAIN MEDAL
Phil Noble – SMOSH West Lakes**



Athelstone C. Murdoch 15	Eastern Park N. Solly 6	Old Ignatians A. M ^c Kenzie 8	SMOSH West Lakes P. Noble 19
CBCOC T. Wilsdon 4	Flinders Park T. Reeve 9	Prince Alfred OC M. Dixon 6	St Peter's OC A. Bond 18
		Salisbury West M. Clark 11	Walkerville J. Munn 11

**D3 RESERVE GOAL KICKING TROPHY
Shaun Hansen – SMOSH West Lakes – 55 goals***

Athelstone J. Bielak 40	Eastern Park C. Payne 21	Old Ignatians A. M ^c Kenzie 12	Salisbury West R. Creek 24	St Peter's OC H. Coombe 57
CBCOC R. Konopka 10	Flinders Park N. Edwards 42	Prince Alfred OC J. Tidmarsh 16	SMOSH West Lakes S. Hansen 62	Walkerville C. Jervies 22

*Goals scored at the end of the minor round

Club	W	L	D	FOR	AG	PTS	%
Athelstone	15	2	1	1649	793	31	68
SMOSH West Lakes	15	3	0	1643	702	30	70
St Peter's OC	14	4	0	1338	980	28	58
Walkerville	13	5	0	1554	792	26	66
Flinders Park	8	9	1	1221	1027	17	54
Salisbury West	8	10	0	1192	1253	16	49
Eastern Park	6	12	0	978	1460	12	40
Prince Alfred OC	5	13	0	927	1211	10	43
Old Ignatians	5	13	0	880	1742	10	34
CBCOC	0	0	18	569	1991	0	22

01.09.07 2nd Semi Final played at Torrens Valley Oval

Athelstone	4.4	SMOSH West Lakes	3.1
	6.7		7.4
	9.11		9.4
	13.14		12.4

01.09.06 1st Semi Final played at Walkerville Rec. Ground

St Peter's OC	2.1	Flinders Park	5.1
	7.3		5.2
	9.4		10.5
	12.6		11.6

25.08.07 Qualifying Final played at West Lakes Shore Oval

SMOSH West Lakes	2.2	St Peter's OC	0.4
	6.7		1.5
	9.8		5.6
	14.8		8.6

08.09.07 Preliminary Final played at Rowe Park

SMOSH West Lakes	2.4	St Peter's OC	4.2
	8.6		4.3
	12.6		5.5
	13.8		9.7

25.08.07 Elimination Final played at Salisbury Downs Oval

Flinders Park	5.4	Walkerville	1.2
	8.4		1.4
	9.7		3.7
	11.13		4.8

15.09.07 Grand Final played at Richmond Oval

Athelstone	3.3	SMOSH West Lakes	2.4
	5.6		4.4
	8.6		8.7
	14.7		10.10

**D4 RESERVE PREMIERS – JOHN SCHULZ SHIELD
MITCHAM**



*Back Row: J. Mason, M. Taylor, T. Rieger, M. Palmer, D. Sulkowski, S. Furniss, B. Tucker, J. Hamblin (Asst. Coach), M. Brawdler
Middle Row: J. Haussen, J. Koutsikis, D. Zandona, S. Flint, R. Cleggett, S. Clark, A. Kerr, O. Clark, L. Parry, J. Adamson-Thain (Team Manager)
Front Row: N. Cliff (Trainer), T. Hall (Runner), L. Sommerville, M. Cleggett (Vice Capt), T. Thain (Coach), J. Kingston (Capt), R. Brown, H. Adamson
Inset: J. Grant, A. Barwood. Absent: V. Cowling (Team Manager)*

**C. G. TIDEMAN MEDAL
James Meegan - Portland**



Ingle Farm N. Buck	6	North Haven C. Henderson	7	Pooraka B. Scott	11	Rosewater K. Rasheed	6
Mitcham M. Palmer	10	Para Hills J. Ellett S. Mudge	10 10	Portland J. Meegan	16	Salisbury D. Iron	9
				Pulteney OS L. Gray	15	Unley M. Guy	6

**D4R GOAL KICKING TROPHY
Graeme Olds – Para Hills – 65 goals***

Ingle Farm S. Brassler	15	North Haven M. Webb	21	Pooraka D. Crack	26	Pulteney OS C. Tippett	36	Salisbury N. Brown	31
Mitcham M. Taylor	29	Para Hills G. Olds	67	Portland M. Leonard	39	Rosewater D Cichowski	25	Unley C. Abbott	54

*Goals scored at the end of the minor round

Club	W	L	D	FOR	AG	PTS	%
Mitcham	16	2	0	2198	602	32	79
Salisbury	16	2	0	1902	650	32	75
Para Hills	14	4	0	1664	777	28	68
Portland	14	4	0	1540	1005	28	61
Unley	10	8	0	1216	1025	20	54
Pulteney OS	6	12	0	966	13336	12	42
Pooraka	6	12	0	1028	1492	12	41
Rosewater	5	13	0	897	1955	10	31
North Haven	2	16	0	455	1885	4	19
Ingle Farm	1	17	0	554	1693	2	25

01.09.07 2nd Semi Final played at Hawthorn Oval			
Mitcham	3.2	Salisbury	2.0
	6.2		4.0
	11.5		4.1
	14.6		8.1

01.09.07 1st Semi Final played at The Paddocks			
Para Hills	1.2	Portland	3.2
	4.4		3.2
	9.5		4.6
	12.6		6.11

25.08.07 Qualifying Final played at Salisbury Oval			
Salisbury	2.2	Para Hills	2.0
	3.2		4.5
	4.7		6.6
	8.10		8.7

08.09.07 Preliminary Final played at Salisbury Oval			
Para Hills	3.1	Salisbury	1.3
	5.2		3.4
	5.2		4.9
	7.5		5.9

25.08.07 Elimination Final played at Lindblom Park			
Portland	4.2	Unley	1.1
	5.4		3.3
	10.9		5.3
	15.9		7.5

15.09.07 Grand Final played at Campbelltown Oval			
Mitcham	4.1	Para Hills	2.0
	5.3		3.2
	8.5		5.4
	10.7		9.7

**D5 RESERVE PREMIERS – AC SAMUEL SHIELD
ADELAIDE LUTHERAN**



**GP WILSON MEDAL
Nicholas Kriewaldt – Adelaide Lutheran**



Adelaide Lutheran N. Kriewaldt 26	Central United D. Liddicoat 10	Fitzroy T. Dutschke 9	Kenilworth T. Meschede 7
Brahma Lodge K. Jones 5	Elizabeth B. Pearce 18 M. Gunston 18	Glenunga M. Dunbar 3	Plympton M. Chadbourne 14
		Greenacres D. Tilley 8	Smithfield A. Moss 13

**D5R GOAL KICKING TROPHY
Michael Gilmour – Kenilworth – 64 goals***

Adelaide Lutheran S. Daly 53	Central United D. M ^c Cabe 30	Fitzroy P. Mettner 61	Greenacres B. Starke 18	Plympton D Giersch 26
Brahma Lodge S. Brown 5	Elizabeth T. Bishop 52	Glenunga M. Caputo 19	Kenilworth M. Gilmour 64	Smithfield A Curtin 36

*Goals scored at the end of the minor round

Club	W	L	D	FOR	AG	PTS	%
Elizabeth	16	2	0	2045	583	32	78
Adelaide Lutheran	15	3	0	2146	753	30	74
Smithfield	12	5	1	1682	1017	25	62
Central United	12	6	0	1523	1099	24	58
Fitzroy	11	7	0	1752	896	22	66
Kenilworth	10	7	1	1523	1037	21	59
Plympton	6	12	0	1181	1366	12	46
Greenacres	4	14	0	824	1718	8	32
Glenunga	2	16	0	459	2324	4	16
Brahma Lodge	1	17	0	317	2659	2	11

01.09.07 2nd Semi Final played at South Parklands

Elizabeth	2.0	Adelaide Lutheran	3.1
	5.2		5.1
	8.3		6.3
	11.4		6.5

01.09.07 1st Semi Final played at Smithfield Oval

Smithfield	4.1	Fitzroy	3.3
	8.3		5.6
	10.6		8.7
	11.9		10.10

25.08.07 Qualifying Final played at Blair Athol Reserve

Adelaide Lutheran	5.4	Smithfield	0.0
	10.8		1.1
	16.10		4.3
	23.13		5.6

08.09.07 Preliminary Final played at Fitzroy Sports Club

Adelaide Lutheran	6.4	Smithfield	1.2
	11.5		2.2
	16.9		3.4
	20.14		3.5

25.08.07 Elimination Final played at Fitzroy Sports Club

Fitzroy	3.3	Central United	2.5
	7.4		5.7
	11.6		7.9
	16.10		8.11

15.09.07 Grand Final played at Blair Athol Reserve

Adelaide Lutheran	2.2	Elizabeth	3.1
	7.4		5.4
	9.6		7.6
	15.11		8.7

**D6 RESERVE PREMIERS – ALEX COOPER SHIELD
GOLDEN GROVE**



**R.H. ELIX MEDAL
Jamie Borghart – Golden Grove**

Adelaide University W. Legrand 13	Golden Grove J. Borghart 19	Hope Valley B. Ryan 18	Lockleys A. Illman 5	West Croydon L. Walsh 6
Blackfriars OS T. Hogan 8	Hectorville J. Gschwandtner 9	Houghton Districts S. Taylor 10	Mitchell Park A. Walsh 4	Westminster OS M. Moss 6

**D6R GOAL KICKING TROPHY
Ben Goreing – Golden Grove – 57 goals***

Adelaide University J. Waddington 32	Golden Grove B. Goreing 59	Hope Valley P. Koulianos 37	Lockleys N. Schollar 29	West Croydon J. Tuckwell 32
Blackfriars OS K. Condous 33	Hectorville M. Capurso 33	Houghton Districts W. Green 21	Mitchell Park M. Fawdry 19	Westminster OS A. Malcolm 19

*Goals scored at the end of the minor round

Club	W	L	D	FOR	AG	PTS	%
Golden Grove	17	1	0	1950	575	34	77
Hope Valley	17	1	0	2154	664	34	76
Blackfriars OS	12	6	0	1668	1123	24	60
Adelaide University	12	6	0	1331	1006	24	57
Hectorville	11	7	0	1509	1014	22	60
Houghton Districts	6	12	0	936	1368	12	41
Lockleys	5	13	0	980	1810	10	35
Westminster OS	5	13	0	823	1659	10	33
West Croydon	4	14	0	982	1839	8	35
Mitchell Park	1	17	0	619	1897	2	25

01.09.07 2nd Semi Final played at Harpers Field			
Golden Grove	2.5	Blackfriars OS	1.2
	3.9		3.4
	7.13		6.6
	9.17		6.8

01.09.07 1st Semi Final played at Daly Oval			
Hope Valley	3.4	Adelaide University	2.0
	5.6		8.1
	9.9		8.1
	13.16		8.3

25.08.07 Qualifying Final played at Hope Valley Oval			
Blackfriars OS	4.1	Hope Valley	0.5
	12.2		2.7
	17.3		2.11
	20.5		5.16

08.09.07 Preliminary Final played at Modbury Sports Res.			
Hope Valley	4.2	Blackfriars OS	1.2
	10.4		4.2
	11.5		6.7
	12.6		10.8

25.08.07 Elimination Final played at Payneham Oval			
Adelaide University	3.4	Hectorville	1.0
	5.4		2.5
	9.7		4.6
	11.10		8.8

15.09.07 Grand Final played at Salisbury Oval			
Golden Grove	5.1	Hope Valley	3.0
	6.2		5.2
	9.5		5.4
	10.10		9.4

**D7 RESERVE PREMIERS - DW SAYER SHIELD
WINGFIELD ROYALS**



**FJ MONTEN MEDAL
Michael O'Brien – Wingfield Royals**



Colonel Light Gdns J. Williams 12	Kurna Eagles J. Lane 1	Paralowie C. Mullins 6	Trinity OS M. Skelton 9
Henley A. Boyce 15	North Pines B. Hood 13	St Paul's Coll. OS A. Mather 7	Wingfield Royals M. O'Brien 18

**D7R GOAL KICKING TROPHY
Kym Klomp – Wingfield Royals – 101 goals***

Colonel Light Gardens M. Mulloy 38	Kurna Eagles J. Lane 4	Paralowie S. Rathman 30	Trinity OS M. Perry 30
Henley T. Yialas 30	North Pines B. Hood 43	St Paul's College OS L. Bisignano 23	Wingfield Royals K. Klomp 108

*Goals scored at the end of the minor round

Club	W	L	D	FOR	AG	PTS	%
Wingfield Royals	16	2	0	1834	778	32	70
Henley	13	5	0	1588	949	26	63
North Pines	12	6	0	1584	901	24	64
Colonel Light Gdns	11	7	0	1450	865	22	63
St Paul's Col OS	8	10	0	1184	1154	16	51
Trinity OS	6	12	0	964	1460	12	39
Paralowie	6	12	0	921	1445	12	39
Kurna Eagles	0	18	0	75	2048	0	4

25.08.07 2nd Semi-Final played at Mitchell Park Oval

Wingfield Royals	3.0	Henley	2.5
	6.3		2.7
	9.5		4.7
	11.71		5.11

25.08.07 1st Semi-Final played at Mortlock Park

North Pines	3.2	Colonel Light Gdns	1.0
	6.3		6.3
	10.9		8.3
	12.11		12.5

01.09.07 Preliminary Final played at Ottaway Reserve

North Pines	3.2	Henley	3.3
	9.6		5.4
	11.10		9.6
	13.13		9.9

08.09.07 Grand Final played at Blair Athol Reserve

Wingfield Royals	3.0	North Pines	2.2
	6.0		4.4
	8.3		7.6
	11.6		8.10

CI PREMIERS ADELAIDE UNIVERSITY



Front Row: W King, D. Tofan, S. Agarwal, P. Rossiter, C. Whittington
3rd Row: A. Lamb (Umpire), C. Shopov, C. Sapsasa, B. Fitzgerald, A. Walsh, M. Stefani, S. Duluk (Team Manager), R. Drew (Trainer)
2nd Row: S. Kokar, J. Bowen, A. Cappur-Smith (Capt), D. O'Reilly (Coach), N. Venning (Capt), C. Bryson (Chairman), S. Parker
Back Row: T. Charlton, T. Sheridan, S. Doyle, M. Shannon, B Meier, T. Burke, A. Howard



P COLLINS MEDAL Simon Doyle – Adelaide University Peter M^cCarty – Goodwood Saints



Adelaide Uni S. Doyle 20	Edwardstown S. Lindholm 8	Gepps Cross J. Fioravanti 6	Rostrevor OC P. Arnfield 8
Broadview A. Horan 5	Gaza J. Sugars 16	Goodwood Saints P. M ^c Carty 20	Salisbury North J. Russo 10
			Tea Tree Gully M. Reval 13

CI GOAL KICKING TROPHY Matthew Ralph – Salisbury North – 48 goals*

Adelaide University B. Fitzgerald 45	Edwardstown M. Synon 47	Gepps Cross C. Payne 21	Rostrevor OC C Wignall 14	Tea Tree Gully M. Reval 26
Broadview J. Wright 14	Gaza J. Sugars 29	Goodwood Saints S. Quinn 44	Salisbury North M. Ralph 48	

*Goals scored at the end of the minor round

Club	W	L	D	For	AG	Points	%
Adelaide University	14	2	0	1451	634	28	70
Goodwood Saints	12	4	0	1207	661	24	65
Tea Tree Gully	11	5	0	1218	704	22	63
Gaza	10	6	0	1122	856	20	57
Edwardstown	9	7	0	1165	756	18	61
Rostrevor OC	6	10	0	923	1015	12	48
Salisbury North	4	12	0	770	1286	8	37
Gepps Cross	3	13	0	588	1473	6	29
Broadview	3	13	0	488	1547	6	24

26.08.07 Qualifying Final played at Goodwood Oval

Goodwood Saints	5.1	Tea Tree Gully	1.3
	6.6		2.5
	6.10		5.6
	9.12		7.9

02.09.07 1st Semi Final played at Blair Athol Reserve

Tea Tree Gully	3.1	Edwardstown	2.1
	5.1		4.3
	8.4		5.4
	8.5		7.5

26.08.07 Elimination Final played at Park 10

Edwardstown	2.3	Gaza	3.2
	6.11		6.2
	7.15		8.4
	9.15		8.9

08.09.07 Preliminary Final played at Goodwood Oval

Goodwood Saints	2.1	Tea Tree Gully	3.2
	4.4		4.2
	6.5		5.5
	9.7		7.5

02.09.07 2nd Semi Final played at Park 10

Adelaide University	13.6	Goodwood Saints	3.5
----------------------------	------	-----------------	-----

15.09.07 Grand Final played at Edwardstown Rec.Ground

Adelaide University	5.2	Goodwood Saints	2.1
	9.4		3.3
	12.6		3.6
	16.10		5.9

*scorecard not supplied to The League

**C2 PREMIERS
SACRED HEART OC**



**J.A BURCHELL MEDAL
Phillip Davenport - Modbury**



Kilburn G. Lauder	12	Payneham NU A. Camp	5	PHOS Camden C. Gilby	9	Sacred Heart OC D. Hodgson	14	Seaton Ramblers M. Gill	19
Modbury P. Davenport	24	Pembroke OS C. Giles	12	Port District K. Rogers	13	Scotch OC C. Goldsworthy	10	Woodville South A. Tkalec	3

**C2 GOAL KICKING TROPHY
Daniel Mead – Modbury – 94 goals**

Kilburn G. Lauder	30	Payneham NU N. Abdullah	16	PHOS Camden J. Finn	28	Sacred Heart OC C. Carroll	72	Seaton Ramblers R. Harley	59
Modbury D. Mead	108	Pembroke OS J. Hall	28	Port District A. Budick	45	Scotch OC R. Davis	31	Woodville South S. Green	12

*Goals scored at the end of the minor round

Club	W	L	D	FOR	AG	PTS	%
Sacred Heart OC	17	1	0	1863	598	34	76
Modbury	15	3	0	1912	708	30	73
Port District	15	3	0	1573	703	30	69
Pembroke OS	10	8	0	1206	1328	20	48
Kilburn	9	8	1	1263	1336	19	49
Scotch OC	9	9	0	1388	1354	18	51
Seaton Ramblers	5	13	0	1273	1307	10	49
PHOS Camden	5	13	0	1068	1813	10	37
Payneham NU	3	15	0	706	1788	6	28
Woodville South	1	16	1	463	1780	3	21

26.08.07 Qualifying Final played at Modbury Sports Reserve

Modbury	5.3	Port District	2.0
	7.7		2.2
	8.9		4.7
	12.10		6.7

02.09.07 1st Semi Final played at Largs Reserve

Port District	1.1	Pembroke OS	2.1
	5.2		5.1
	10.6		5.1
	14.9		5.3

26.08.07 Elimination Final played at Haslam Oval

Pembroke OS	3.0	Kilburn	0.3
	6.4		2.7
	9.5		5.12
	14.6		7.13

08.09.07 Preliminary Final played at Modbury Sports Res

Modbury	4.2	Port District	3.2
	7.6		4.3
	10.8		6.7
	15.10		7.7

02.09.07 2nd Semi Final played at Walkerville Rec. Ground

Sacred Heart OC	2.1	Modbury	2.6
	7.1		5.8
	12.3		7.9
	15.4		11.15

15.09.07 Grand Final played at St Mary's Park

Sacred Heart OC	2.0	Modbury	3.3
	8.2		3.3
	8.3		5.7
	12.8		5.8

C3 PREMIERS SMOSH WEST LAKES



L. Peters, A. Martin, J. Carr, A. Spencer, R. Schirripa, M. Ullianich, J. Sheppard, S. Caruana, J. Berry, D. Mikic, T. Hancock, B. Homan, N. Brown, P. Mercurio, K. Delmenico, T. Barratt, T. Minge, C. Hennessey, R. Condo, A. Seaton, D. Dimasi, C. Seery.

R.B. LAMBERT MEDAL Chris Asikas – Old Ignatians



Adelaide Uni J Mitchell	7	Eastern Park R. Carter	8	Old Ignatians C. Asikas	23	Salisbury West D. Steele	8	St Peter's OC B. Dewhurst	7
Athelstone C. Grigg	11	Flinders Park P. Ainslie	11	Prince Alfred OC A. Nguyen	3	SMOSH Wst Lakes J. Carr	9	Walkerville C. M ^c Inerney	11

C3 GOAL KICKING TROPHY Ben Woodroofe – Athelstone – 84 goals*

Adelaide University S. Jeffries	17	Eastern Park R. Freeman	19	Old Ignatians E. Sheens	57	Salisbury West S. Bradley	27	St Peter's OC. M. Girolamo	45
Athelstone B. Woodroofe	85	Flinders Park R. Wallace	28	Prince Alfred OC A. Balnaves	20	SMOSH West Lakes P. Mercurio	26	Walkerville M. Skinner	44

*Goals scored at the end of the minor round

Club	W	L	D	FOR	AG	PTS	%
Athelstone	16	2	0	2194	639	32	77
SMOSH West Lakes	16	2	0	1620	655	32	71
Walkerville	14	4	0	1585	890	28	64
Old Ignatians	12	6	0	1460	991	24	60
Flinders Park	11	7	0	1300	1020	22	56
Adelaide University	7	11	0	1016	1255	14	45
St Peter's OC	5	13	0	1033	1666	10	38
Salisbury West	5	13	0	940	1651	10	36
Prince Alfred OC	2	16	0	722	1859	4	28
Eastern Park	2	16	0	641	1885	4	25

26.08.07 Qualifying Final played at St Mary's Park

SMOSH West Lakes	1.3	Walkerville	6.1
	3.4		7.4
	7.5		7.4
	10.8		9.6

25.08.07 Elimination Final played at Hunter Park

Old Ignatians	4.2	Flinders Park	0.2
	11.2		0.4
	16.5		1.6
	21.8		4.6

02.09.07 2nd Semi Final played at Torrens Valley Oval

SMOSH West Lakes	3.2	Athelstone	1.2
	7.6		2.4
	11.8		3.6
	15.10		5.7

02.09.07 1st Semi Final played at Walkerville Rec. Ground

Walkerville	3.1	Old Ignatians	1.3
	7.4		1.9
	12.5		2.11
	16.5		4.17


08.09.07 Preliminary Final played at Torrens Valley Oval

Walkerville	3.4	Athelstone	2.0
	6.5		7.1
	13.5		7.2
	16.8		9.2

15.09.07 Grand Final played at Hope Valley Oval

SMOSH West Lakes	3.4	Walkerville	1.2
	5.4		5.3
	7.9		7.4
	9.9		7.8

C4 PREMIERS MITCHAM



Back Row: L. Qurban, L. Johnston, K. Holman, J. Reimann, A. Treloar, A. Brown, C. Partoon, J. Frost
Middle Row: R. Smith (Team Manager), D. Gomer, J. Wong, B. Majeric, A. Octoman, S. Newbound, M. Thurling, S. White, J. Hall (Runner)
Front Row: N. Cliff (Trainer), D. Brown, M. Harm, D. Padlar (V/C), A. Hill (Coach), J. Griffiths (Capt), D. Etherington, H. Adanson (Trainer)
Inset: N. Clark (Official), L. Lake, A. O'Keefe

H.D NAYLOR MEDAL Matthew Birchmore – Adelaide University

Adelaide Uni M. Birchmore 16	Mitcham L. Parry 9	Para Hills L. King 10	Portland S. Harris 9	Salisbury J. Wheadon 13
Ingle Farm A. Owen 11	North Haven T. Vorakoumane 6	Pooraka A. Bell 2	Pulteney OS C. Frick 6	Unley S. Donaldson 11

C4 GOAL KICKING TROPHY Jason Bradbrook – Ingle Farm – 83 goals*

Adelaide University M. Bryant 35	Mitcham K. Holman 46	Para Hills A. Price 54	Portland D. Scott 27	Salisbury C. M ^c Cauley 29
Ingle Farm J. Bradbrook 83	North Haven M. Muldoon 13	Pooraka D. Edwards 7	Pulteney OS E. Crouch 11	Unley J. Cartwright 28

*Goals scored at the end of the minor round

Club	W	L	D	FOR	AG	PTS	%
Mitcham	18	0	0	2104	417	36	83
Para Hills	15	3	0	1716	636	30	73
Ingle Farm	13	5	0	1517	1097	26	58
Adelaide University	12	6	0	1621	895	24	64
Salisbury	11	7	0	1274	915	22	58
Unley	8	10	0	1265	1057	16	54
Portland	7	11	0	1161	1392	14	45
North Haven	4	14	0	689	1671	8	29
Pooraka	1	17	0	448	2097	2	18
Pulteney OS	1	17	0	407	2025	2	17

26.08.07 Qualifying Final played at The Paddocks

Ingle Farm	2.1	Para Hills	2.2
	7.3		3.3
	8.6		7.6
	13.6		8.6

02.09.07 1st Semi Final played at The Paddocks

Para Hills	4.2	Adelaide University	1.2
	5.7		1.4
	7.7		1.8
	10.11		2.8

26.08.07 Elimination Final played at Park 10

Adelaide University	2.3	Salisbury	0.1
	5.5		1.1
	8.8		1.4
	8.12		3.7

08.09.07 Preliminary Final played at Rowe Park

Ingle Farm	6.2	Para Hills	0.0
	6.3		3.2
	11.3		6.5
	12.4		7.7

02.09.07 2nd Semi Final played at Hawthorn Oval

Mitcham	4.5	Ingle Farm	0.3
	7.7		5.5
	10.11		5.7
	13.15		6.9

15.09.07 Grand Final played at Hope Valley Oval

Mitcham	3.5	Ingle Farm	1.1
	6.8		1.3
	8.10		3.6
	12.14		5.8

C5 PREMIERS FLINDERS UNIVERSITY



Back Row: J. Dohnt, P. Jaensch, M. Saint, C. Lawson, B. Chesson, H. Dubois, R. Muirhead
Third Row: M. Box (Asst Coach), J. O'Donahue, C. Stotzer, P. Marshall, S. O'Brien, R. Diepgrond, S. Golowitz, C. Beaman, A. Riessen,
 A. Mack, S. Hill, D. Vestris, A. Tavasci (Timekeeper)
Second Row: C. Terry, R. Wildy, M. Pick, C. Edwards, A. Dodd, R. Brokensha (Coach), T. Dohnt, P. Giannini, T. Box.
Front Row: T. Brokensha, W. Ball, D. Duncan, P. Cleggett, T. Barratt, P. Brokensha *Absent:* J. Farmer, S. McDonald, P. Beaman

FS HONE MEDAL Todd Wightman - Hectorville

Adelaide Lutheran		Fitzroy		Golden Grove		Hope Valley		West Croydon	
M. Stancl	10	K. Dahak	7	P. Jordan	13	S. Giles	6	B. Kelly	2
Central United		Flinders Uni		Hectorville		Kenilworth			
C. Halliday	5	A. Dodd	15	T. Wightman	19	T. Burgess	12		

C5 GOAL KICKING TROPHY Scott Giles – Hope Valley – 54 goals*

Adelaide Lutheran		Fitzroy		Golden Grove		Hope Valley		West Croydon	
T. House	25	W. Newchurch	26	D. Leray	52	S. Giles	58	L. Fitzgerald	7
Central United		Flinders University		Hectorville		Kenilworth			
R. Balen	52	C. Edwards	44	S. Dunn	33	D. Frittum	51		

*Goals scored at the end of the minor round

Club	W	L	D	FOR	AG	PTS	%
Flinders University	16	1	0	1832	335	32	85
Hectorville	15	2	0	1683	765	30	69
Golden Grove	13	4	0	1501	681	26	69
Hope Valley	10	7	0	1366	1103	20	55
Kenilworth	10	7	0	1206	975	20	55
Fitzroy	7	10	0	1105	983	14	53
Adelaide Lutheran	6	11	0	960	1439	12	40
Central United	3	14	0	840	1433	6	37
West Croydon	1	16	0	409	2648	2	13

26.08.07 Qualifying Final played at Modbury Sports Reserve

Golden Grove	3.4	Hectorville	3.0		6.4
	4.5		7.6		8.6
	8.8		8.6		
	9.9				

03.09.07 1st Semi Final played at Largs Reserve

Hectorville	3.3	Kenilworth	1.1		1.2
	5.6		2.2		2.7
	9.7		14.8		
	14.8				

25.08.07 Elimination Final played at Hope Valley Oval

Kenilworth	5.1	Hope Valley	2.3		6.7
	5.4		8.8		10.9
	7.6				
	11.6				

08.09.07 Preliminary Final played at Harpers Field

Hectorville	1.3	Golden Grove	5.4		5.4
	4.9		6.7		8.8
	6.12				
	11.16				

02.09.07 2nd Semi Final played at Campbelltown Oval

Flinders University	4.2	Golden Grove	2.0		3.0
	7.9		7.2		9.3
	9.15				
	12.19				

15.09.07 Grand Final played at Edwardstown Rec. Ground

Flinders University	5.4	Hectorville	1.1		3.1
	8.4		13.8		3.5
	13.8		18.10		4.7
	18.10				

**C6 PREMIERS
SACRED HEART OC**



Football Club



**H.V MILLARD MEDAL
Gavin Reeves – Athelstone
Roger Jurina – Ovingham**



Adelaide Uni L. Gallagher 6	Mitcham S. Akkach 5	Sacred Heart OC J. Neary 12	SMOSH W/L B. Turner 10
Athelstone G. Reeves 18	Edwardstown R. Viscione 7	Modbury Y. Kasahara 4	Tea Tree Gully K. Tait 12
			Ovingham R. Jurina 18

**C6 GOAL KICKING TROPHY
Peter Martin – Tea Tree Gully – 65 goals**

Adelaide University M. Barker 41	Edwardstown M. Synon 17	Modbury S. Cox 25	Sacred Heart OC B. Stevens 28	Tea Tree Gully P. Martin 68
Athelstone C. Scott 35	Mitcham J. Frost 9	Ovingham S. Slovynec 61	SMOSH West Lakes B. O'Malley 34	

*Goals scored at the end of the minor round

Club	W	L	D	FOR	AG	PTS	%
Tea Tree Gully	15	1	0	1606	805	30	67
Sacred Heart OC	14	2	0	1482	612	28	71
Ovingham	9	7	0	1335	1019	18	57
SMOSH West Lakes	9	7	0	1122	967	18	54
Athelstone	7	9	0	1118	1112	14	50
Mitcham	6	10	0	921	1304	12	41
Modbury	5	11	0	1102	1344	10	45
Edwardstown	5	11	0	815	1498	10	35
Adelaide University	2	14	0	793	1633	4	33

26.08.07 Qualifying Final played at Sacred Heart College

Sacred Heart OC	3.5	Ovingham	1.0
	3.7		3.2
	8.10		5.5
	10.11		7.8

02.09.07 1st Semi Final played at West Lakes Shore Oval

Ovingham	4.2	SMOSH West Lakes	2.2
	7.3		3.3
	7.5		5.7
	10.6		8.10

26.08.07 Elimination Final played at St Mary's Park

Athelstone	3.0	SMOSH West Lakes	2.1
	5.2		4.2
	7.2		7.2
	9.13		9.5

08.09.07 Preliminary Final played at Goodwood Oval

Ovingham	2.4	Tea Tree Gully	2.3
	3.5		4.5
	8.7		7.7
	11.8		10.11

02.09.07 2nd Semi Final played at Blair Athol Reserve

Sacred Heart OC	3.2	Tea Tree Gully	2.2
	6.7		3.2
	11.10		3.4
	14.14		4.6

15.09.07 Grand Final played at St Mary's Park

Sacred Heart OC	4.2	Ovingham	3.1
	6.3		3.1
	11.7		4.1
	14.10		4.3

C7 PREMIERS KENILWORTH



MARIE LITTLE MEDAL Stefan Theodore – Goodwood Saints



Gaza		Goodwood Saints		Greenacres		Kenilworth		Kilburn	
M. Talor	4	S. Theodore	16	A. Parisi	10	B. Lindsay	8	D. Pritchard	5
N. Heron	3	M. Harris	8	M. Pacchino	7	K. Edwards	6	P. O'Connell	4
L. Wojniak	3	S. Costello	8	A. Hamilton	4	J. Harris	6	J. Williams	3

C7 LEADING GOAL KICKER Robert Jozic – Greenacres – 21 goals*

Gaza		Goodwood Saints		Greenacres		Kenilworth		Kilburn	
J. Clarkin	8	S. Costello	16	R. Jozic	21	K. Edwards	23	D. Pritchard	10
S. Smith	3	G. Haskard	14	P. Hollis	14	J. Harris	21	J. Williams	9
M. Russell	2	S. Theodore	12	A. Hamilton	9	Y. Kyraiacos	13	R. Hillyard	6

*Goals scored at the end of the minor round

Club	W	L	D	FOR	AG	PTS	%
Kenilworth	8	0	0	641	176	16	78
Greenacres	5	3	0	598	282	10	68
Goodwood Saints	5	3	0	491	342	10	59
Kilburn	1	7	0	247	586	2	30
Gaza	1	7	0	131	722	2	15

Alan Statton Award (Most Improved) Jamie Ladlow – Kilburn

Brian Prestwood Medal (Best on Ground in Grand Final) Michael Harris – Goodwood Saints

12.08.07 2nd Semi Final played at Cane Reserve

Kenilworth	4.1	Greenacres	0.0
	10.4		0.0
	11.6		0.1
	13.9		0.4

19.08.07 Preliminary Final played at Cane Reserve

Goodwood Saints	0.1	Greenacres	2.3
	2.4		4.4
	6.4		7.5
	11.5		8.6

12.08.07 1st Semi Final played at Cane Reserve

Goodwood Saints	3.2	Kilburn	1.1
	6.3		2.2
	7.7		3.4
	10.11		5.4

26.08.07 Grand Final played at Cane Reserve

Kenilworth	1.1	Goodwood Saints	0.5
	2.3		1.5
	3.8		4.5
	7.11		4.5

**UNDER 18 YELLOW PREMIERS
SALISBURY**



*Back Row: J. Baker, K. Mohylenko, M. Robb, B. Horjus, S. Amott
3rd Row: M. Rimmer (Runner), M. Kennedy, M. Briggs, C. Zammit, D. Lockwood, M. Oakley, N. Brown, J. Wilson (Trainer)
2nd Row: S. Couzner (Coach), D. Shepherd, O. Cearns, M. Gentile, L. Brind, S. McPherson, C. Lee, J. Loffler, K. McPherson (Asst. Coach)
Front Row: T. Dimasi, S. Baker, A. Morgante (DVC), B. Rowe (Team Manager), S. Rowe (Capt), R. Bellamy (VC), T. Shannon, D. Cooper*

**HJ MUTTON MEDAL
Joshua Hand – Salisbury West**



Athelstone T. Allen 11	Gaza B. Wilson 5	Hope Valley D. Cornelius 16	Salisbury North D. Spano 6	Smithfield A. Francis 15
Eastern Park T. Jenkins 15	Golden Grove N. Brook 13	Salisbury L. Brind 13	Salisbury West J. Hand 17	Tea Tree Gully J. Bollmeyer 11

**UNDER 18 YELLOW GOAL KICKING TROPHY
Joshua Bollmeyer – Tea Tree Gully – 78 goals***

Athelstone S. Sever 26	Gaza W. Nassaradine 18	Hope Valley D. Cornelius 25	Salisbury North J. Elliott 36	Smithfield R. Nisbet 15
Eastern Park T Jenkins 57	Golden Grove B. Williams 53	Salisbury S. McPherson 55	Salisbury West J. Davies 46	Tea Tree Gully J. Bollmeyer 78

*Goals scored at the end of the minor round

Club	W	L	D	FOR	AG	PTS	%
Salisbury West	13	2	0	1381	820	26	63
Golden Grove	12	3	0	1329	605	24	69
Eastern Park	11	4	0	1138	719	22	61
Salisbury	10	5	0	1197	832	20	59
Tea Tree Gully	9	6	0	1219	827	18	60
Hope Valley	9	6	0	1275	1067	18	54
Gaza	6	9	0	1002	1194	12	46
Smithfield	4	11	0	729	1324	8	36
Athelstone	2	13	0	696	1261	4	36
Salisbury North	1	14	0	758	1511	2	33

12.08.07 Qualifying Final played at Blair Athol Reserve

Golden Grove	0.1	Eastern Park	4.4
	4.3		4.5
	5.6		7.7
	7.9		7.8

19.08.07 1st Semi Final played at Salisbury Downs Oval

Salisbury	3.1	Eastern Park	1.2
	4.5		2.4
	8.7		4.4
	12.9		6.5

12.08.07 Elimination Final played at Blair Athol Reserve

Salisbury	1.2	Tea Tree Gully	3.3
	5.3		3.4
	7.7		5.5
	11.9		8.6

26.08.07 Preliminary Final played at Salisbury Downs Oval

Salisbury	3.2	Salisbury West	3.4
	7.6		4.4
	12.8		5.4
	17.8		6.8

19.08.07 2nd Semi Final played at Salisbury Downs Oval

Golden Grove	3.2	Salisbury West	1.3
	7.5		2.4
	9.6		8.7
	9.8		8.7

02.09.07 Grand Final played at Campbelltown Oval

Salisbury	3.0	Golden Grove	2.2
	7.2		4.2
	11.4		6.2
	13.5		9.6

UNDER 18 BLUE PREMIERS LOCKLEYS



F COCKBURN MEDAL Chris Reid – Goodwood Saints



Edwardstown B. Coles 12	Goodwood Saints C. Reid 20	Lockleys C. Mickan 8	Port District H. Pocock 5	Seaton Ramblers M. Eagels 8
Flinders Park M. Lavanda 11	Henley J. Sarai 15	North Haven S. Wilkinson 13	Portland B. Iron 10	SMOSH W/L D. Cleary 18

UNDER 18 BLUE GOAL KICKING TROPHY Andrew Chapman – North Haven – 91 goals*

Edwardstown S. Williams 32	Goodwood Saints B. Johnston 53	Lockleys C. Mickan 52	Port District H. Pocock 21	Seaton Ramblers M. Caroscio 26
Flinders Park S Allen 29	Henley J. Sarai 44	North Haven A. Chapman 91	Portland B. Iron 36	SMOSH West Lakes D. M ^c Culloch 42

*Goals scored at the end of the minor round

Club	W	L	D	FOR	AG	PTS	%
Goodwood Saints	18	0	0	2014	622	36	76
Henley	14	4	0	1634	980	28	63
SMOSH West Lakes	12	5	1	1520	910	25	63
Edwardstown	11	6	1	1421	1032	23	58
Lockleys	10	8	0	1408	1219	20	54
North Haven	9	9	0	1771	1178	18	60
Portland	9	9	0	1199	1562	18	43
Seaton Ramblers	3	15	0	981	1808	6	35
Flinders Park	3	15	0	933	1770	6	35
Port District	0	18	0	535	2335	0	19

26.08.07 Qualifying Final played at Henley Memorial Oval

Henley	2.5	SMOSH West Lakes	0.2
	4.6		2.4
	7.9		3.4
	12.14		4.7

02.09.07 1st Semi Final played at West Lakes Shore Oval

Lockleys	3.0	SMOSH West Lakes	2.2
	7.1		2.2
	11.1		6.4
	14.1		9.6

26.08.07 Elimination Final played at Goodwood Oval

Lockleys	5.2	Edwardstown	1.1
	7.6		2.1
	11.7		6.3
	17.10		6.4

09.09.07 Preliminary Final played at Henley Memorial Oval

Lockleys	5.3	Henley	2.1
	10.6		2.4
	15.8		2.7
	17.9		7.11

02.09.07 2nd Semi Final played at Goodwood Oval

Goodwood Saints	4.3	Henley	1.1
	6.6		2.4
	10.11		4.7
	12.12		9.8

15.09.07 Grand Final played at Blair Athol Reserve

Lockleys	2.2	Goodwood Saints	1.2
	7.4		4.3
	9.4		7.6
	10.6		8.9

HONOUR ROLL

Year	Patron	President	Chairperson	Deputy Chairperson	Secretary/Office Manager	Administrative Officer/General Manager/Chief Executive Officer	Treasurer
1911	Sir ET Smith	HD Naylor	SW Jeffries		RF Middleton		
1912	Sir DH Bosanquet	C Mainwairing	SW Jeffries		RF Middleton		D Giles
1913	Sir DH Bosanquet	C Mainwairing	A Cook		HWA Miller		LE Thomson
1914	Sir HL Galway	C Mainwairing	JW Blackett		W Brunell		RGC Hodge
1915	Sir HL Galway	HD Naylor			T Rice		RGC Hodge
1916-19	Recess due to War						
1920	Sir GJR Murray	HD Naylor			CA Groves		RGC Hodge
1921	Sir GJR Murray	HD Naylor					RGC Hodge
1922	Sir GJR Murray	HD Naylor			HV Millard		RGC Hodge
1923	Sir GJR Murray	HD Naylor			HV Millard		RGC Hodge
1924	Sir GJR Murray	HD Naylor		FC McArtney	HV Millard		
1925	Sir GJR Murray	HD Naylor		FC McArtney	HV Millard		JM Jay
1926	Sir GJR Murray	HD Naylor		FC McArtney	HV Millard		JM Jay
1927	Sir GJR Murray	FS Hone		WSS Gilbert	HV Millard		LS Walsh
1928	Sir GJR Murray	FS Hone		WSS Gilbert	HV Millard		CG Tideman
1929	Sir GJR Murray	FS Hone	CC Chambers		HV Millard		CG Tideman
1930	Sir GJR Murray	FS Hone	JT Massey		HV Millard		CG Tideman
1931	Sir GJR Murray	FS Hone	JT Massey		HV Millard		CG Tideman
1932	Sir GJR Murray	FS Hone	JT Massey		HV Millard		CG Tideman
1933	Sir GJR Murray	FS Hone	JT Massey		HV Millard		CG Tideman
1934	Sir GJR Murray	JT Massey	LC Bridgland		HV Millard		CG Tideman
1935	Sir GJR Murray	JT Massey	JA Maitland		HV Millard		CG Tideman
1936	Sir GJR Murray	JT Massey	DG McKay		HV Millard		CG Tideman
1937	Sir GJR Murray	JT Massey	DG McKay		HV Millard		CG Tideman
1938	Sir GJR Murray	DG McKay		DL Richards	HV Millard		CG Tideman
1939	Sir GJR Murray	DG McKay		DL Richards	HV Millard		CG Tideman
1940	Sir GJR Murray	DG McKay		DL Richards	HV Millard		CG Tideman
1941	Sir GJR Murray	DG McKay		DL Richards	HV Millard		CG Tideman
1942-45	Recess due to War						
1946	FS Hone	DG McKay		DL Richards	HV Millard		CG Tideman
1947	FS Hone	DG McKay		AEC Treloar	HV Millard		CG Tideman
1948	FS Hone	DG McKay		AEC Treloar	HV Millard		CG Tideman
1949	FS Hone	DG McKay		AEC Treloar	HV Millard		CG Tideman
1950	FS Hone	AEC Treloar		EP Nazer	HV Millard		CG Tideman
1951	FS Hone	AEC Treloar		EP Nazer	HV Millard		CG Tideman
1952	DG McKay	AEC Treloar		EP Nazer	HV Millard		CG Tideman
1953	DG McKay	AEC Treloar		EP Nazer	HV Millard		CG Tideman
1954	DG McKay	AEC Treloar		EP Nazer	HV Millard		CG Tideman
1955	DG McKay	AEC Treloar		EP Nazer	AF Dodd		CG Tideman
1956	DG McKay	AEC Treloar		EP Nazer	AF Dodd		CG Tideman
1957	DG McKay	AEC Treloar	EP Nazer	HV Millard	AF Dodd		CG Tideman
1958	AEC Treloar	EP Nazer	HV Millard	GP Wilson	AF Dodd		CG Tideman
1959	AEC Treloar	HV Millard	GP Wilson	KC Sims	AF Dodd		CG Tideman
1960	AEC Treloar	HV Millard	GP Wilson	KC Sims	AF Dodd		CG Tideman
1961	AEC Treloar	HV Millard	GP Wilson	KC Sims	AF Statton		CG Tideman
1962	AEC Treloar	HV Millard	GP Wilson	KC Sims	AF Statton		CG Tideman
1963	AEC Treloar	HV Millard	GP Wilson	KC Sims	AF Statton		CG Tideman
1964	AEC Treloar	HV Millard	GP Wilson	KC Sims	AF Statton		CG Tideman
1965	AEC Treloar	HV Millard	GP Wilson	KC Sims	AF Statton		CG Tideman
1966	AEC Treloar	GP Wilson	KC Sims	HJ Mutton	AF Statton		CG Tideman
1967	AEC Treloar	KC Sims	HJ Mutton	M Flanagan	AF Statton		CG Tideman
1968	AEC Treloar	KC Sims	HJ Mutton	M Flanagan	AF Statton		CG Tideman
1969	AEC Treloar	KC Sims	HJ Mutton	M Flanagan	AF Statton		CG Tideman
1970	AEC Treloar	KC Sims	HJ Mutton	M Flanagan	AF Statton		CG Tideman
1971	AEC Treloar	KC Sims	HJ Mutton	M Flanagan	R Harvey		CG Tideman
1972	AEC Treloar	KC Sims	HJ Mutton	M Flanagan		EJ Mason/AF Statton	
1973	AEC Treloar	KC Sims	HJ Mutton	M Flanagan		EJ Mason/AF Statton	
1974	AEC Treloar	KC Sims	HJ Mutton	M Flanagan		LJ Davoren/RD Hughes	CG Tideman
1975	AEC Treloar	KC Sims	HJ Mutton	M Flanagan		RD Hughes	CG Tideman
1976	AEC Treloar	KC Sims	PT Allan	AG Bert		RD Hughes	AF Statton
1977	AEC Treloar	KC Sims	HJ Mutton	AG Bert		RD Hughes/BJ Tucker	AF Statton
1978	AEC Treloar	KC Sims	AG Bert	HJ Mutton	EA Davoren	AF Statton	JH Houghton
1979	AEC Treloar	KC Sims	AG Bert	HJ Mutton	EA Davoren	AF Statton	JH Houghton
1980	AEC Treloar	KC Sims	AG Bert	HJ Mutton	EA Davoren	AF Statton	JH Houghton
1981	HV Millard	KC Sims	AG Bert	HJ Mutton	EA Davoren	AF Statton	JB Dicker
1982	HV Millard	KC Sims	AG Bert	HJ Mutton	EA Davoren	AF Statton	JB Dicker
1983	HV Millard	KC Sims	AG Bert	G Dodd	EA Davoren	AF Statton	JB Dicker
1984	HV Millard	KC Sims	AG Bert	G Dodd	EA Davoren	AF Statton	JB Dicker
1985	HV Millard	KC Sims	AG Bert	G Dodd	EA Davoren	AF Statton	JB Dicker
1986	HV Millard	KC Sims	AG Bert	G Dodd	EA Davoren	AF Statton	JB Dicker
1987	JB Day	KC Sims	AG Bert	PT Tierney	EA Davoren	AF Statton	JB Dicker
1988	JB Day	KC Sims	AG Bert	P McLennan	EA Davoren	AF Statton	JB Dicker
1989	JB Day	KC Sims	AG Bert	P McLennan	EA Davoren	AF Statton	JB Dicker
1990	JB Day	KC Sims	AG Bert	GS Heard	EA Davoren	AF Statton	JB Dicker
1991	AR Clarkson	KC Sims	AG Bert	JA Burchell	EA Davoren	AF Statton	JB Dicker
1992	AR Clarkson	KC Sims	AG Bert	PH Moore	EA Davoren	AF Statton	JB Dicker
1993	AR Clarkson	KC Sims	JB Dicker	PH Moore	EA Davoren	AF Statton	CC Sando
1994	AR Clarkson	KC Sims	JB Dicker	PH Moore	EA Davoren	AF Statton	CC Sando
1995	AR Clarkson	KC Sims	JB Dicker	PH Moore	EA Davoren	AF Statton	CC Sando
1996	AR Clarkson	KC Sims	JB Dicker	JR Wilson	EA Davoren	AF Statton	CC Sando
1997	AR Clarkson	JB Dicker	MLS Ranger	JR Wilson	EA Davoren	AF Statton	CC Sando
1998	AR Clarkson	JB Dicker	MLS Ranger	JR Wilson	EA Davoren	AF Statton	CC Sando
1999	AR Clarkson	JB Dicker	MLS Ranger	JR Wilson	EA Davoren	AF Statton	CC Sando
2000	AR Clarkson	JB Dicker	MLS Ranger	JR Wilson	EA Davoren	AF Statton	CC Sando
2001	AR Clarkson	JB Dicker	JR Wilson	DA Green	EA Davoren	AF Statton	CC Sando
2002	AR Clarkson	JB Dicker	JR Wilson	DA Green	EA Davoren	AF Statton	CC Sando
2003	AR Clarkson	JB Dicker	JR Wilson	DA Green	EA Davoren	AF Statton	CC Sando
2004	AR Clarkson	JB Dicker	JR Wilson	DA Green	EA Davoren	MD Shadiac	CC Sando
2005	AR Clarkson	JB Dicker	JR Wilson	DA Green	EA Davoren	MD Shadiac	CC Sando
2006	AR Clarkson	JB Dicker	JR Wilson	DA Green	GM Czornohalan	MD Shadiac	CC Sando
2007	AR Clarkson	GV Capogreco	JR Wilson		GM Czornohalan	MD Shadiac	CC Sando