

Club Championship Cup



PRINCE ALFRED OLD COLLEGIANS

The Champion Club Cup is awarded to the most successful SAAFL Club in terms of winning matches in all of its Divisions throughout the season and conducting its affairs in a manner befitting a Member Club of The League.

Teams are awarded five points for a win, three for a draw and two for a loss. Points are also deducted for Club penalties, including not attending compulsory League meetings. The total number of points is divided by the Club's number of teams to produce a final points average.

Prince Alfred Old Collegians had a successful year with all five teams making the Grand Finals. Three of these teams won and took home the flags: Division 2, Division 2 Reserves and C2.

Well done Prince Alfred Old Collegians.

Rank	Team	Teams	Points	Rank	Team	Teams	Points
1	Prince Alfred OC	5	76	33	Rosewater	3	49
2	Smithfield	2	75	34	Mitchell Park	2	48
3	Houghton Districts	2	72	35	Brahma Lodge	3	48
4	Goodwood Saints	4	71	36	Trinity OS	3	47
5	PHOS Camden	3	70	37	Westminster OS	2	46
6	Scotch OC	3	68	38	Adelaide Lutheran	3	45
7	Unley Mercedes Jets	4	66	39	Fitzroy	3	45
8	Athelstone	3	65	40	West Croydon	2	45
9	CBC Old Collegians	3	64	41	Mitcham	4	45
10	Old Ignatians	4	64	42	Broadview	4	44
11	North Pines	1	63	43	SMOSH West Lakes	4	44
12	Payneham NU	5	63	44	St Peter's OC	3	43
13	Adelaide University	7	62	45	Kilburn	2	42
14	Henley	4	62	46	Ingle Farm	3	37
15	Lockleys	3	62	47	Gepps Cross	4	35
16	Tea Tree Gully	5	62	48	Salisbury West	1	34
17	Pulteney	3	61	49	Greenacres	2	34
18	Colonel Light Gardens	3	60	50	Eastern Park	3	33
19	Rostrevor OC	3	60	51	Central United	2	33
20	Kenilworth	3	57	52	Hectorville	3	33
21	Flinders Park	4	57	53	Salisbury North	3	33
22	Golden Grove	5	56	54	Hope Valley	5	32
23	North Haven	4	56	55	Woodville South	4	31
24	Elizabeth	3	53	56	Plympton	3	30
25	Modbury	6	53	57	Port District	4	30
26	Salisbury	4	53	58	Walkerville	3	29
27	Para Hills	3	51	59	Portland	4	27
28	Pembroke OS	3	51	60	Pooraka	3	27
29	Sacred Heart OC	4	51	61	Seaton Ramblers	3	24
30	Blackfriars OS	2	50	62	Glenunga	2	24
31	St Paul's OS	2	49	63	Flinders University	2	23
32	Gaza	4	49	64	Mawson Lakes	2	22
				65	Angle Vale	2	17

Where Teams Finished

CLUBS	Division	Position	Division	Position	Division	Position	Division	Position	Division	Position	Division	Position
Adelaide Lutheran	D5	9	D5R	6	C3	7						
Adelaide University	D1	7	D1R	5	D7	3	D7R	3	C1	2	C2	3
Adelaide University	C3	3										
Angle Vale	D7	5	D7R	7								
Athelstone	D3	3	D3R	5	C1	4						
Blackfriars OS	D5	3	D5R	9								
Brahma Lodge	D6	8	D6R	4	C4	8						
Broadview	D2	7	D2R	9	C1	7	18R	2				
CBC Old Collegians	D5	4	D5R	3	C4	4						
Central United	D6	9	D6R	9								
Colonel Light Gardens	D5	2	D5R	1	C3	8						
Eastern Park	D4	4	D4R	6	18R	10						
Elizabeth	D5	5	D5R	5	C3	6						
Fitzroy	D6	5	D6R	7	18R	6						
Flinders Park	D3	6	D3R	4	C2	2	18Y	3				
Flinders University	D7	7	D7R	6								
Gaza	D2	3	D2R	7	C2	10	18R	1				
Gepps Cross	D2	10	D2R	10	C2	5	18R	3				
Glenunga	D4	10	D4R	8								
Golden Grove	D3	5	D3R	3	D8	4	D8R	7	18Y	4		
Goodwood Saints	D1	1	D1R	3	C1	1	18Y	2				
Greenacres	D5	7	D5R	8								
Hectorville	D4	9	D4R	9	C4	7						
Henley	D1	4	D1R	2	C1	3	18Y	7				
Hope Valley	D4	8	D4R	3	D8	10	D8R	10	18R	9		
Houghton Districts	D7	2	D7R	2								
Ingle Farm	D6	6	D6R	2	C4	9						
Kenilworth	D4	7	D4R	4	C3	5						
Kilburn	D4	1	D4R	10								
Lockleys	D6	2	D6R	5	C4	5						
Mawson Lakes	D6	7	D6R	8								
Mitcham	D3	8	D3R	8	C3	4	18R	4				
Mitchell Park	D7	1	D7R	5								
Modbury	D2	4	D2R	2	D8	6	D8R	9	C4	1	18Y	9
North Haven	D4	3	D4R	2	D8	9	D8R	5				
North Pines	D7R	1										
Old Ignatians	D3	2	D3R	2	D8	5	D8R	3				
Para Hills	D5	1	D5R	7	C4	3						
Payneham NU	D1	2	D1R	6	D8	7	D8R	4	18Y	1		
Pembroke OS	D3	4	D3R	6	C2	4						
PHOS Camden	D3	1	D3R	1	C3	1						
Plympton	D3	7	D3R	7	C2	9						
Pooraka	D4	5	D4R	7	C4	10						
Port District	D1	6	D1R	8	C1	10	18Y	8				
Portland	D1	10	D1R	9	C2	6	18R	7				
Prince Alfred OC	D2	1	D2R	1	D8	2	D8R	2	C2	1		
Pulteney	D5	8	D5R	2	C4	2						
Rosewater	D5	6	D5R	4	C4	6						
Rostrevor OC	D1	5	D1R	1	C1	5						
Sacred Heart OC	D1	9	D1R	4	C1	6	18Y	5				
Salisbury	D4	2	D4R	1	C2	7	18R	8				
Salisbury North	D1	8	D1R	10	C2	8						
Salisbury West	D7	6										
Scotch OC	D2	5	D2R	3	C3	2						
Seaton Ramblers	D3	9	D3R	9	C3	9						
Smithfield	D6	1	D6R	3								
SMOSH West Lakes	D2	8	D2R	5	D8	8	D8R	1				
St Pauls OS	D7	4	D7R	4								
St Peter's OC	D2	6	D2R	6	C1	9						
Tea Tree Gully	D1	3	D1R	7	D8	3	D8R	6	18Y	6		
Trinity OS	D6	4	D6R	1	C3	10						
Unley Mercedes Jets	D2	2	D2R	4	D8	1	D8R	8				
Walkerville	D2	9	D2R	8	C1	8						
West Croydon	D6	3	D6R	6								
Westminster OS	D4	6	D4R	5								
Woodville South	D5	10	D5R	10	C3	11	18R	5				

Premiers and Medallists



Division	Premier	Medal	Winner	Club
D1	Goodwood Saints	Eric Pfitzner Memorial Medal	Alex McKay	Tea Tree Gully
			Joshua Hand	Tea Tree Gully
D2	Prince Alfred OC	F.A. Bloch Medal	Luke Harder	Unley Mercedes Jets
D3	PHOS Camden	D.G. McKay Medal	Shelley Fulton	Old Ignatians
			Aaron Bergsma	PHOS Camden
D4	Kilburn	A.E.C. Treloar Medal	Mark Rowe	North Haven
D5	Para Hills	J.B. Dicker Medal	Cail Harris	CBC Old Collegians
D6	Smithfield	A.G. Bert Medal	Jacob Sumner	West Croydon
D7	Mitchell Park	K.C. Sims OAM Medal	Cameron Schutz	Houghton Districts
D8	Unley Mercedes Jets	C.C. Sando Medal	Daniel Wicks	Tea Tree Gully
D1R	Rostrevor OC	E.A. Davoren Medal	Kalon Green	Adelaide University
			Phillip Doyle	Tea Tree Gully
D2R	Prince Alfred OC	E.P. Nazer Medal	Paul Sadler	Gaza
D3R	PHOS Camden	H.W. Main Medal	Mark Langman	Athelstone
D4R	Salisbury	C.G. Tideman Medal	Jed Pfeiffer	Hope Valley
D5R	Colonel Light Gardens	G.P. Wilson Medal	Phil Remphrey	CBC Old Collegians
D6R	Trinity OS	R.H. Elix Medal	Kurtis Smith	Brahma Lodge
D7R	North Pines	F.J. Monten Medal	Edward Lindsay	North Pines
D8R	SMOSH West Lakes	H.V. Millard Medal	Thomas Prest	Prince Alfred OC
C1	Goodwood Saints	P.A. Collins Medal	Sauer Matt	Rostrevor OC
C2	Prince Alfred OC	J.A. Burchell Medal	Timothy Rosenberg	Gepps Cross
C3	PHOS Camden	R.B. Lambert Medal	Adam Williams	Scotch OC
C4	Modbury	H.D. Naylor Medal	Jesse Whinnen	Pulteney
C7	Kilburn	Marie Little OAM Medal	Benjamin Beioley	Gaza
U18R	Gaza	D.A. Tothill Medal	Jack McKay	Sacred Heart OC
U18Y	Payneham NU	H.J. Mutton Medal	William Giessauf	Tea Tree Gully

Leading Goalkickers



Division	Name	Team	Goals
D1	Heath Commane	Rostrevor OC	71
D2	Jacob Fisher	Broadview	64
D3	Thomas Evans	Pembroke OS	58
D4	Matthew Reed	North Haven	87
D5	James Clark-Rantasa	Greenacres	74
D6	Michael Ashby	Smithfield	72
D7	Nathaniel McDonnell	Mitchell Park	86
D8	Daniel Formosa	Tea Tree Gully	75
D1R	Strato Agorastos	Payneham NU	45
D2R	Daniel Fry	Prince Alfred OC	59
D3R	Benjamin Dyda	Flinders Park	58
D4R	Damon McCulloch	North Haven	42
D5R	Ben Primus	CBC Old Collegians	46
D6R	Matthew Lehman	Brahma Lodge	57
D7R	Ricky O'Loughlin	North Pines	72
D8R	Scot Tyndall	Prince Alfred OC	47
C1	Nick O'Connell	Goodwood Saints	43
C2	Bradley Christie	Flinders Park	56
C3	Thomas Freeman	Scotch OC	31
	Nicholas Haniotis	Mitcham	31
C4	Jesse Whinnen	Pulteney	93
U18 R	Benjamin Beioley	Gaza	93
U18 Y	Brayden Shaw	Golden Grove	53

* Minor Round totals only

SIR GEORGE MURRAY SHIELD

Goodwood Saints



Team	P	W	L	D	F	A	%	PTS
Tea Tree Gully	18	15	3	0	2028	1194	62.94	30
Goodwood Saints	18	14	4	0	1576	1082	59.29	28
Henley	18	13	5	0	1486	1094	57.6	26
Payneham NU	18	13	5	0	1517	1235	55.12	26
Rostrevor OC	18	10	8	0	1590	1311	54.81	20
Port District	18	7	11	0	1389	1626	46.07	14
Adelaide University	18	5	13	0	1290	1648	43.91	10
Salisbury North	18	8	10	0	1579	1505	51.2	8
Sacred Heart OC	18	3	15	0	1060	1744	37.8	6
Portland	18	2	16	0	1069	2145	33.26	4

ERIC PFITZNER MEMORIAL MEDAL

Joshua Hand

Tea Tree Gully

Alex McKay

Tea Tree Gully



Name	Team	PTS
Joshua Hand	Tea Tree Gully	22
Alex McKay	Tea Tree Gully	22
William O'Malley	Rostrevor OC	21
Aaron Bayliss	Goodwood Saints	17
Matthew Delmenico	Sacred Heart OC	15
Nicholas Langridge	Adelaide University	15
Adam Cockshell	Tea Tree Gully	14
Bradley Geddes	Henley	14
Trent Heffernan	Port District	13
Cameron Milne	Payneham NU	13
Ned Heath	Henley	12
Jake Pavlich	Henley	12
Joseph Hay	Salisbury North	10
Matthew Illman	Goodwood Saints	10
Heath Commane	Rostrevor OC	9
Lewis Klemm	Payneham NU	9
Ryan Sampson	Henley	9
Mitchell Sandery	Tea Tree Gully	9
Brett Ansell	Payneham NU	8
Timothy Baccanello	Rostrevor OC	8

CHARLES IRVINE MEMORIAL TROPHY

Heath Commane

Rostrevor OC



Name	Team	PTS
Heath Commane	Rostrevor OC	71
Trent Melville	Tea Tree Gully	61
Eric Kells	Goodwood Saints	55
Jeremy Johncock	Henley	49
Thomas Langford	Payneham NU	46
Josh Thurgood	Port District	45
Jamie Solly	Salisbury North	44
Nick Jolly	Payneham NU	42
Dylan Schoenmakers	Tea Tree Gully	41
Bradly Hood	Salisbury North	39
James Batty	Port District	32
Blake Helyar	Tea Tree Gully	27
Matthew Illman	Goodwood Saints	27
Tom Anderson	Goodwood Saints	26
Benjamin Smelt	Adelaide University	24
Adam Cockshell	Tea Tree Gully	23
Paul Fantasia	Rostrevor OC	23
Paul Lowe	Payneham NU	22
Michael Clark	Henley	22
Jamie Grosser	Henley	22



ALH GROUP DIVISION 1 RESULTS

Round 1			18-Apr-15
Rostrevor OC	16.14-110	9.11-65	Adelaide University
Goodwood Saints	7.8-50	12.11-83	Tea Tree Gully
Port District	16.6-102	10.13-73	Payneham NU
Sacred Heart OC	5.7-37	5.10-40	Henley
Salisbury North	11.16-82	6.8-44	Portland
Round 2			25-Apr-15
Goodwood Saints	10.3-63	7.7-49	Salisbury North
Henley	16.17-113	6.12-48	Portland
Payneham NU	9.13-67	9.8-62	Rostrevor OC
Tea Tree Gully	19.17-131	11.11-77	Port District
Adelaide University	13.9-87	14.7-91	Sacred Heart OC
Round 3			02-May-15
Rostrevor OC	15.9-99	18.18-126	Tea Tree Gully
Port District	9.10-64	13.4-82	Goodwood Saints
Portland	10.12-72	20.14-134	Adelaide University
Sacred Heart OC	8.11-59	14.10-94	Payneham NU
Salisbury North	11.10-76	15.11-101	Henley
Round 4			09-May-15
Goodwood Saints	15.8-98	7.6-48	Rostrevor OC
Payneham NU	14.11-95	11.10-76	Portland
Tea Tree Gully	24.11-155	8.6-54	Sacred Heart OC
Salisbury North	11.10-76	12.13-85	Port District
Adelaide University	7.10-52	22.18-150	Henley
Round 5			16-May-15
Rostrevor OC	15.10-100	8.13-61	Port District
Henley	8.8-56	9.10-64	Payneham NU
Portland	13.10-88	20.20-140	Tea Tree Gully
Sacred Heart OC	8.7-55	10.8-68	Goodwood Saints
Adelaide University	12.8-80	23.13-151	Salisbury North
Round 6			23-May-15
Goodwood Saints	26.16-172	5.3-33	Portland
Port District	10.17-77	13.7-85	Sacred Heart OC
Payneham NU	15.10-100	9.10-64	Adelaide University
Tea Tree Gully	12.12-84	15.9-99	Henley
Salisbury North	19.10-124	11.9-75	Rostrevor OC
Round 7			30-May-15
Henley	8.5-53	9.13-67	Goodwood Saints
Payneham NU	9.16-70	9.11-65	Salisbury North
Portland	10.14-74	9.9-63	Port District
Sacred Heart OC	7.2-44	10.12-72	Rostrevor OC
Adelaide University	5.8-38	10.10-70	Tea Tree Gully
Round 8			13-Jun-15
Rostrevor OC	27.10-172	6.6-42	Portland
Goodwood Saints	18.8-116	13.8-86	Adelaide University
Port District	11.6-72	11.9-75	Henley
Tea Tree Gully	12.12-84	17.6-108	Payneham NU
Salisbury North	14.14-98	9.13-67	Sacred Heart OC
Round 9			20-Jun-15
Rostrevor OC	8.9-57	8.7-55	Henley
Sacred Heart OC	11.6-72	14.3-87	Portland
Goodwood Saints	12.16-88	7.9-51	Payneham NU
Port District	17.8-110	8.8-56	Adelaide University
Salisbury North	15.13-103	20.11-131	Tea Tree Gully

Round 10			27-Jun-15
Tea Tree Gully	12.11-83	07-08-50	Goodwood Saints
Payneham NU	12.8-80	16.11-107	Port District
Tea Tree Gully	12.11-83	7.8-50	Goodwood Saints
Portland	10.10-70	21.14-140	Salisbury North
Adelaide University	10.8-68	7.8-50	Rostrevor OC
Round 11			11-Jul-15
Goodwood Saints	14.9-93	3.8-26	Port District
Henley	8.8-56	8.7-55	Salisbury North
Payneham NU	16.15-111	3.12-30	Sacred Heart OC
Tea Tree Gully	20.14-134	3.7-25	Rostrevor OC
Adelaide University	13.16-94	6.1-37	Portland
Round 12			18-Jul-15
Rostrevor OC	14.10-94	12.3-75	Goodwood Saints
Henley	17.12-114	8.9-57	Adelaide University
Port District	14.13-97	10.13-73	Salisbury North
Portland	9.3-57	20.20-140	Payneham NU
Sacred Heart OC	4.8-32	20.14-134	Tea Tree Gully
Round 13			25-Jul-15
Goodwood Saints	17.16-118	8.5-53	Sacred Heart OC
Port District	6.14-50	23.11-149	Rostrevor OC
Payneham NU	11.10-76	7.8-50	Henley
Tea Tree Gully	26.16-172	6.3-39	Portland
Salisbury North	13.9-87	12.8-80	Adelaide University
Round 14			01-Aug-15
Sacred Heart OC	9.9-63	11.8-74	Port District
Rostrevor OC	12.9-81	7.7-49	Salisbury North
Henley	12.10-82	6.6-42	Tea Tree Gully
Portland	4.7-31	18.9-117	Goodwood Saints
Adelaide University	3.9-27	13.6-84	Payneham NU
Round 15			08-Aug-15
Rostrevor OC	23.11-149	3.4-22	Sacred Heart OC
Goodwood Saints	11.11-77	9.6-60	Henley
Port District	17.17-119	13.7-85	Portland
Tea Tree Gully	15.17-107	3.8-26	Adelaide University
Salisbury North	15.10-100	9.14-68	Payneham NU
Round 16			15-Aug-15
Henley	12.12-84	11.5-71	Port District
Sacred Heart OC	13.10-88	15.12-102	Salisbury North
Payneham NU	7.14-56	8.14-62	Tea Tree Gully
Portland	10.10-70	19.23-137	Rostrevor OC
Adelaide University	8.4-52	9.10-64	Goodwood Saints
Round 17			22-Aug-15
Rostrevor OC	8.9-57	11.13-79	Payneham NU
Port District	12.7-79	19.16-130	Tea Tree Gully
Sacred Heart OC	12.8-80	16.11-107	Adelaide University
Portland	8.11-59	15.12-102	Henley
Salisbury North	9.6-60	13.11-89	Goodwood Saints
Round 18			29-Aug-15
Henley	12.10-82	8.5-53	Rostrevor OC
Payneham NU	15.11-101	13.11-89	Goodwood Saints
Tea Tree Gully	24.16-160	13.11-89	Salisbury North
Portland	8.9-57	11.15-81	Sacred Heart OC
Adelaide University	17.15-117	8.7-55	Port District

ELIMINATION FINAL			05-Sep-15
Payneham NU	16.15-111	9.7-61	Rostrevor OC

QUALIFYING FINAL			05-Sep-15
Goodwood Saints	11.9-75	6.10-46	Henley

2nd SEMI FINAL			12-Sep-15
Tea Tree Gully	6.7-43	19.18-132	Goodwood Saints

1st SEMI FINAL			12-Sep-15
Henley	11.9-75	13.10-88	Payneham NU

PRELIMINARY FINAL			19-Sep-15
Tea Tree Gully	12.7-79	14.12-96	Payneham NU

GRAND FINAL			26-Sep-15
Goodwood Saints	12.7-79	7.9-51	Payneham NU

SIR MARK MITCHELL SHIELD

Prince Alfred OC



Team	P	W	L	D	F	A	%	PTS
Unley Mercedes Jets	18	15	2	1	1949	1111	63.69	31
Prince Alfred OC	18	13	5	0	1914	1241	60.67	26
Gaza	18	13	5	0	1606	1079	59.81	26
Modbury	18	13	5	0	1896	1307	59.19	26
Scotch OC	18	11	7	0	1560	1347	53.66	22
St Peter's OC	18	9	8	1	1466	1467	49.98	19
Broadview	18	8	10	0	1618	1532	51.37	16
SMOSH West Lakes	18	5	13	0	1289	1944	39.87	10
Walkerville	18	2	16	0	1018	2092	32.73	4
Gepps Cross	18	0	18	0	881	2077	29.78	0

F A BLOCH MEDAL

Luke Harder
Unley Mercedes Jets



Player	Team	PTS
Luke Harder	Unley Mercedes Jets	28
John Boxer	Gaza	22
Scott Burnett	Broadview	20
Cameron Graetz	Prince Alfred OC	18
Matt Fogden	Modbury	17
Sam Hofmeyer	Modbury	16
Sam Godden	Unley Mercedes Jets	12
Scott Spriggs	Scotch OC	12
William Thorpe	Scotch OC	11
Nicholas Wark	Unley Mercedes Jets	11
Reece Hofmeyer	Modbury	10
Ronald Rankine Jnr	Modbury	10
Gavin Rose	Gepps Cross	9
Nathan Chettle	Unley Mercedes Jets	8
James Cibich	SMOSH West Lakes	8
Jacob Gschwandtner	St Peter's OC	8
Ben Bamford	Broadview	7
William Dalwood	Prince Alfred OC	7
Timothy Davey	Modbury	7
Brett Heintze	Gaza	7

PETER HAYNES MEMORIAL TROPHY

Jacob Fisher
Broadview



Player	Team	PTS
Jacob Fisher	Broadview	64
Luke Trenorden	St Peter's OC	62
Christopher Burns	Modbury	53
Luke Harder	Unley Mercedes Jets	53
Stephen White	Unley Mercedes Jets	51
Daniel Cahill	Scotch OC	50
Nicholas Wark	Unley Mercedes Jets	47
Karl Siebels	Prince Alfred OC	43
Adam Jolly	St Peter's OC	40
Jay Shaw	Modbury	39
Nathan Frederick	Gaza	39
Ronald Rankine Jnr	Modbury	38
James Thomas	Prince Alfred OC	38
Liam Verity	Modbury	36
Thomas Ashby	Prince Alfred OC	33
Benjamin Gazzola	Prince Alfred OC	32
Garth Van Ristell	Gaza	32
Lyndon Parham	SMOSH West Lakes	29
Paul Cahill	Scotch OC	28
Charlie Rae	SMOSH West Lakes	26

Round 1			11-Apr-15
Broadview	13.14-92	20.7-127	Modbury
Gepps Cross	4.5-29	24.18-162	Gaza
Scotch OC	18.16-124	5.9-39	SMOSH West Lakes
Walkerville	6.7-43	17.10-112	Prince Alfred OC
Unley Mercedes Jets	17.13-115	11.7-73	St Peter's OC
Round 2			18-Apr-15
St Peter's OC	10.13-73	6.9-45	Gepps Cross
Gaza	7.7-49	4.5-29	Scotch OC
Modbury	25.18-168	9.5-59	Walkerville
Prince Alfred OC	7.6-48	13.1-79	Unley Mercedes Jets
SMOSH West Lakes	8.8-56	14.16-100	Broadview
Round 3			25-Apr-15
St Peter's OC	5.10-40	15.8-98	Scotch OC
Gepps Cross	6.8-44	24.16-160	Prince Alfred OC
Unley Mercedes Jets	10.9-69	15.16-106	Modbury
Gaza	16.6-102	8.3-51	SMOSH West Lakes
Walkerville	5.11-41	19.18-132	Broadview
Round 4			02-May-15
Broadview	10.11-71	23.9-147	Unley Mercedes Jets
Gaza	14.11-95	10.6-66	St Peter's OC
Modbury	19.10-124	4.10-34	Gepps Cross
Prince Alfred OC	16.8-104	7.19-61	Scotch OC
SMOSH West Lakes	22.20-152	8.8-56	Walkerville
Round 5			09-May-15
Gepps Cross	9.5-59	11.13-79	Broadview
Unley Mercedes Jets	14.14-98	6.9-45	Walkerville
Gaza	12.10-82	5.8-38	Prince Alfred OC
Scotch OC	16.13-109	20.10-130	Modbury
SMOSH West Lakes	11.9-75	24.8-152	St Peter's OC
Round 6			16-May-15
Broadview	15.8-98	13.18-96	Scotch OC
Unley Mercedes Jets	22.14-146	13.4-82	SMOSH West Lakes
Modbury	11.6-72	9.10-64	Gaza
Prince Alfred OC	22.12-144	12.7-79	St Peter's OC
Walkerville	13.9-87	9.6-60	Gepps Cross
Round 7			23-May-15
Broadview	9.5-59	10.10-70	Gaza
St Peter's OC	15.6-96	10.16-76	Modbury
Gepps Cross	3.9-27	16.12-108	Unley Mercedes Jets
Scotch OC	22.16-148	10.8-68	Walkerville
SMOSH West Lakes	18.9-117	17.9-111	Prince Alfred OC
Round 8			30-May-15
St Peter's OC	10.12-72	5.8-38	Broadview
Gepps Cross	6.6-42	12.7-79	SMOSH West Lakes
Unley Mercedes Jets	20.11-131	6.7-43	Scotch OC
Modbury	10.17-77	7.7-49	Prince Alfred OC
Walkerville	4.12-36	14.14-98	Gaza
Round 9			13-Jun-15
Broadview	13.7-85	14.19-103	Prince Alfred OC
St Peter's OC	20.19-139	8.11-59	Walkerville
Gaza	10.13-73	12.12-84	Unley Mercedes Jets
Scotch OC	12.16-88	8.6-54	Gepps Cross
SMOSH West Lakes	8.7-55	24.19-163	Modbury

ELIMINATION FINAL			29-Aug-15
Modbury	19.5-119	10.8-68	Scotch OC

2nd SEMI FINAL			5-Sept-15
Unley Mercedes Jets	14.14-98	7.16-58	Prince Alfred OC

PRELIMINARY FINAL			12-Sept-15
Prince Alfred OC	18.16-124	12.5-77	Gaza

GRAND FINAL			19-Sept-15
Unley Mercedes Jets	11.12-78	17.7-109	Prince Alfred OC

Round 10			20-Jun-15
St Peters OC	11.3-69	10.9-69	Unley Mercedes Jets
Gaza	19.16-130	5.3-33	Gepps Cross
Modbury	8.10-58	13.14-92	Broadview
Prince Alfred OC	22.11-143	7.5-47	Walkerville
SMOSH West Lakes	13.7-85	16.10-106	Scotch OC
Round 11			27-Jun-15
Broadview	15.14-104	9.8-62	SMOSH West Lakes
Gepps Cross	8.6-54	18.13-121	St Peter's OC
Unley Mercedes Jets	16.11-107	11.15-81	Prince Alfred OC
Scotch OC	9.11-65	7.10-52	Gaza
Walkerville	14.6-90	19.20-134	Modbury
Round 12			11-Jul-15
St Peter's OC	6.9-45	18.4-112	Gaza
Gepps Cross	10.6-66	15.12-102	Modbury
Unley Mercedes Jets	19.13-127	10.10-70	Broadview
Scotch OC	5.11-41	13.15-93	Prince Alfred OC
Walkerville	6.9-45	11.12-78	SMOSH West Lakes
Round 13			18-Jul-15
Broadview	25.12-162	8.7-55	Gepps Cross
St Peter's OC	16.10-106	6.15-51	SMOSH West Lakes
Modbury	15.10-100	10.10-70	Scotch OC
Prince Alfred OC	14.7-91	10.6-66	Gaza
Walkerville	5.6-36	23.15-153	Unley Mercedes Jets
Round 14			25-Jul-15
St Peter's OC	10.4-64	20.15-135	Prince Alfred OC
Gepps Cross	8.4-52	9.10-64	Walkerville
Gaza	10.13-73	9.15-69	Modbury
Scotch OC	15.16-106	15.5-95	Broadview
SMOSH West Lakes	10.7-67	23.13-151	Unley Mercedes Jets
Round 15			01-Aug-15
Unley Mercedes Jets	13.13-91	5.6-36	Gepps Cross
Gaza	11.13-79	10.6-66	Broadview
Modbury	6.13-49	7.5-47	St Peter's OC
Prince Alfred OC	11.14-80	3.7-25	SMOSH West Lakes
Walkerville	9.5-59	11.16-82	Scotch OC
Round 16			08-Aug-15
Broadview	12.13-85	14.7-91	St Peter's OC
Gaza	23.12-150	12.8-80	Walkerville
Prince Alfred OC	14.16-100	14.11-95	Modbury
Scotch OC	8.5-53	7.8-50	Unley Mercedes Jets
SMOSH West Lakes	21.5-131	14.8-92	Gepps Cross
Round 17			15-Aug-15
Gepps Cross	5.5-35	19.16-130	Scotch OC
Unley Mercedes Jets	18.12-120	7.9-51	Gaza
Modbury	26.10-166	5.8-38	SMOSH West Lakes
Prince Alfred OC	20.16-136	9.11-65	Broadview
Walkerville	8.8-56	9.14-68	St Peter's OC
Round 18			22-Aug-15
Broadview	18.17-125	6.11-47	Walkerville
Modbury	11.14-80	15.14-104	Unley Mercedes Jets
Prince Alfred OC	28.18-186	10.4-64	Gepps Cross
Scotch OC	17.9-111	9.11-65	St Peter's OC
SMOSH West Lakes	6.10-46	14.14-98	Gaza

QUALIFYING FINAL			29-Aug-15
Prince Alfred OC	11.14-80	12.5-77	Gaza

1st SEMI FINAL			5-Sept-15
Gaza	14.12-96	8.12-60	Modbury

DARNLEY NAYLOR SHIELD

PHOS Camden



Team	P	W	L	D	F	A	%	PTS
PHOS Camden	16	15	1	0	1847	947	66.11	30
Athelstone	16	12	2	2	1361	904	60.09	26
Old Ignatians	16	10	5	1	1330	982	57.53	21
Golden Grove	16	9	7	0	1536	1189	56.37	18
Pembroke OS	16	9	7	0	1333	1079	55.27	18
Flinders Park	16	5	11	0	983	1497	39.64	10
Plympton	16	4	11	1	1008	1339	42.95	9
Mitcham	16	4	12	0	971	1712	36.19	8
Seaton Ramblers	16	2	14	0	955	1675	36.31	4

D G MCKAY MEDAL

Aaron Bergsma
PHOS Camden
Shelley Fulton
Old Ignatians



Name	Team	Points
Aaron Bergsma	PHOS Camden	17
Shelley Fulton	Old Ignatians	17
Eljay Connors	Pembroke OS	16
Justin Sheedy	Athelstone	15
Josh Allen	Athelstone	14
James Gallagher	Old Ignatians	14
Shane Harris	Seaton Ramblers	13
Kym Sumner	Golden Grove	13
Daniel Blythe	Flinders Park	12
Dylan Gamble	PHOS Camden	12
Jade Sheedy	Athelstone	11
Hamish Gordon	PHOS Camden	9
Matthew Jacquier	PHOS Camden	9
Jarrad Brusnahan	Seaton Ramblers	8
Corey Pressler	Golden Grove	8
Matthew Stent	Golden Grove	8
Daniel Budarick	Plympton	7
Matthew Downey	Plympton	7
Judd Morris	Golden Grove	7
Joseph Pedler	Old Ignatians	7

LEADING GOALKICKER TROPHY

Thomas Evans
Pembroke OS



Name	Team	Points
Thomas Evans	Pembroke OS	58
Josh Sykes	Athelstone	55
Drew Litster	Mitcham	41
Giorgio Kastrappi	Plympton	35
Matthew Stent	Golden Grove	30
Shane Scudds	Golden Grove	29
Andrew Harris	PHOS Camden	29
Stuart Blair	Golden Grove	28
Shane Harris	Seaton Ramblers	27
Matthew Leigh	Athelstone	27
Dylan Gamble	PHOS Camden	26
Henry Nicholson	Pembroke OS	25
Aaron Bergsma	PHOS Camden	25
Matthew Jacquier	PHOS Camden	25
Adam Smyth	PHOS Camden	24
James Vanderhaak	Plympton	23
Joshua Martin	Old Ignatians	23
Matt Pendlington	Golden Grove	22
John Harrison	Old Ignatians	22
Chris Scherwitzel	Seaton Ramblers	22

Round 1

Golden Grove		
PHOS Camden	22.18-150	9.5-59
Pembroke OS	13.11-89	9.11-65
Athelstone	18.7-115	8.11-59
Mitcham	9.9-63	11.10-76

11-Apr-15

Bye
Seaton Ramblers
Plympton
Old Ignatians
Flinders Park

Round 2

PHOS Camden		
Flinders Park	5.10-40	0.0-0
Old Ignatians	19.15-129	3.5-23
Seaton Ramblers	4.6-30	10.7-67
Plympton	2.5-17	11.16-82

18-Apr-15

Bye
Golden Grove
Mitcham
Pembroke OS
Athelstone

Round 3

Pembroke OS		
Old Ignatians	17.6-108	9.11-65
PHOS Camden	24.13-157	10.5-65
Athelstone	10.12-72	5.9-39
Mitcham	7.7-49	16.12-108

25-Apr-15

Bye
Flinders Park
Golden Grove
Seaton Ramblers
Plympton

Round 4

Athelstone		
Flinders Park	7.10-52	23.17-155
Golden Grove	15.15-105	12.14-86
Seaton Ramblers	11.5-71	14.18-102
Plympton	10.4-64	13.13-91

02-May-15

Bye
PHOS Camden
Pembroke OS
Mitcham
Old Ignatians

Round 5

Mitcham		
Flinders Park	12.5-77	11.4-70
Pembroke OS	6.9-45	10.15-75
Old Ignatians	12.22-94	11.3-69
Athelstone	14.13-97	6.4-40

09-May-15

Bye
Plympton
PHOS Camden
Seaton Ramblers
Golden Grove

Round 6

Old Ignatians		
PHOS Camden	8.9-57	8.12-60
Golden Grove	22.17-149	7.15-57
Pembroke OS	16.15-111	8.4-52
Seaton Ramblers	8.11-59	17.17-119

16-May-15

Bye
Athelstone
Mitcham
Flinders Park
Plympton

Round 7

Plympton		
Flinders Park	16.11-107	12.6-78
Old Ignatians	10.11-71	4.14-38
Athelstone	14.14-98	15.4-94
Mitcham	4.9-33	28.17-185

23-May-15

Bye
Seaton Ramblers
Golden Grove
Pembroke OS
PHOS Camden

Round 8

Seaton Ramblers		
PHOS Camden	10.11-71	7.11-53
Golden Grove	18.10-118	7.5-47
Pembroke OS	19.6-120	3.8-26
Athelstone	18.9-117	4.7-31

30-May-15

Bye
Old Ignatians
Plympton
Mitcham
Flinders Park

Round 9

Flinders Park		
Old Ignatians	9.8-62	10.9-69
Seaton Ramblers	5.7-37	24.16-160
Plympton	9.8-62	18.11-119
Mitcham	6.6-42	15.16-106

13-Jun-15

Bye
Pembroke OS
Golden Grove
PHOS Camden
Athelstone

Round 10

Golden Grove		
Flinders Park	11.12-78	17.14-116
Old Ignatians	9.12-66	9.12-66
Seaton Ramblers	10.7-67	16.20-116
Plympton	2.7-19	14.20-104

20-Jun-15

Bye
Mitcham
Athelstone
PHOS Camden
Pembroke OS

Round 11

PHOS Camden		
Golden Grove	25.13-163	7.9-51
Pembroke OS	22.18-150	8.6-54
Athelstone	0.2-26	0.3-27
Mitcham	15.8-98	13.16-94

27-Jun-15

Bye
Flinders Park
Seaton Ramblers
Plympton
Old Ignatians

Round 12

Pembroke OS		
Flinders Park	8.6-54	19.11-125
Golden Grove	16.16-112	21.14-140
Seaton Ramblers	13.6-84	15.10-100
Plympton	18.9-117	12.12-84

04-Jul-15

Bye
Old Ignatians
PHOS Camden
Athelstone
Mitcham

Round 13

Athelstone		
PHOS Camden	14.6-90	5.8-38
Pembroke OS	7.13-55	7.11-53
Old Ignatians	9.12-66	5.12-42
Mitcham	13.13-91	7.13-55

11-Jul-15

Bye
Flinders Park
Golden Grove
Plympton
Seaton Ramblers

Round 14

Mitcham		
PHOS Camden	18.4-112	14.7-91
Golden Grove	14.9-93	13.7-85
Seaton Ramblers	6.16-52	12.8-80
Plympton	11.11-77	8.12-60

18-Jul-15

Bye
Pembroke OS
Athelstone
Old Ignatians
Flinders Park

Round 15

Old Ignatians		
Flinders Park	15.17-107	11.13-79
Athelstone	8.12-60	17.14-116
Plympton	8.8-56	8.9-57
Mitcham	8.9-57	20.11-131

25-Jul-15

Bye
Pembroke OS
PHOS Camden
Seaton Ramblers
Golden Grove

Round 16

Plympton		
PHOS Camden	11.14-80	4.2-26
Golden Grove	1.9-15	7.9-51
Pembroke OS	6.8-44	9.17-71
Seaton Ramblers	10.9-69	6.10-46

01-Aug-15

Bye
Mitcham
Old Ignatians
Athelstone
Flinders Park

Round 17

Seaton Ramblers		
Flinders Park	7.7-49	10.16-76
Old Ignatians	13.11-89	14.11-95
Plympton	12.11-83	19.15-129
Mitcham	9.4-58	12.11-83

08-Aug-15

Bye
Athelstone
PHOS Camden
Golden Grove
Pembroke OS

Round 18

Flinders Park		
PHOS Camden	18.21-129	5.5-35
Golden Grove	26.9-165	11.9-75
Pembroke OS	7.4-46	14.8-92
Athelstone	20.10-130	7.4-46

15-Aug-15

Bye
Plympton
Seaton Ramblers
Old Ignatians
Mitcham

ELIMINATION FINAL

22-Aug-15

Golden Grove	11.9-75	12.7-79	Pembroke OS
--------------	---------	---------	-------------

QUALIFYING FINAL

22-Aug-15

Athelstone	13.9-87	12.11-83	Old Ignatians
------------	---------	----------	---------------

2nd SEMI FINAL

29-Aug-15

PHOS Camden	10.17-77	7.9-51	Athelstone
-------------	----------	--------	------------

1st SEMI FINAL

29-Aug-15

Old Ignatians	11.7-73	9.6-60	Pembroke OS
---------------	---------	--------	-------------

PRELIMINARY FINAL

5-Sep-15

Athelstone	12.8-80	15.8-98	Old Ignatians
------------	---------	---------	---------------

GRAND FINAL

12-Sep-15

PHOS Camden	15.11-101	11.7-73	Old Ignatians
-------------	-----------	---------	---------------

TIDEMAN SHIELD

Kilburn



Team	P	W	L	D	F	A	%	PTS
North Haven	18	15	3	0	1860	1248	59.85	30
Kilburn	18	14	4	0	1996	1588	55.69	28
Eastern Park	18	12	6	0	2007	1747	53.46	24
Salisbury	18	13	5	0	1830	1043	63.7	22
Pooraka	18	8	10	0	1530	1540	49.84	16
Westminster OS	18	7	10	1	1348	1636	45.17	15
Kenilworth	18	6	10	2	1445	1724	45.6	14
Hope Valley	18	6	11	1	1569	1871	45.61	13
Hectorville	18	5	13	0	1235	1522	44.8	10
Glenunga	18	2	16	0	1380	2281	37.69	4

A G E TRELOAR MEDAL

Mark Rowe
North Haven



Mark	Rowe	North Haven	29
Alexander	Jolly	Salisbury	23
Bradley	Woodward	Eastern Park	18
Dale	Armstrong	Pooraka	17
Matthew	Whelan	Kilburn	16
Paul	Wootton	Hectorville	16
Lee	Duggan	Hope Valley	15
Matthew	Newman	Westminster OS	15
Nathan	Kennedy	Salisbury	12
James	O'Loughlin	Kilburn	12
Matthew	Reed	North Haven	12
Blake	Moser	Kenilworth	11
Ryan	Adams	North Haven	10
Owen	Giovine	Hectorville	10
Brett	Wakefield	Kenilworth	10
Ryan	Paget	Salisbury	9
Ian	Williamson	Eastern Park	9
Bradley	Batten	Pooraka	8
Michael	Howson	Kilburn	8
Luke	Nicholls	Glenunga	8

LEADING GOAL KICKER TROPHY

Matthew Reed
North Haven



Matthew	Reed	North Haven	87
Darren	Mitchell	Hope Valley	69
Brad	Horjus	Salisbury	60
Michael	Howson	Kilburn	56
Maurice	Freeman	Eastern Park	52
Mark	McCallum	Kilburn	45
Zach	Friend	Kenilworth	40
Cohen	Mattner	North Haven	39
Michael	Baker	Pooraka	39
Ian	Williamson	Eastern Park	38
Bradley	Woodward	Eastern Park	36
Alexander	Brackstone	Kilburn	36
Ben	McMullen	Eastern Park	32
Jaran	Blethyn	Westminster OS	32
Mark	Roberts	Glenunga	31
Alexander	Jolly	Salisbury	29
Brant	Ellis	Glenunga	27
Matthew	Newman	Westminster OS	27
Christopher	Adams	Pooraka	26
Jamie	Wormald	Salisbury	26

Round 1			11-Apr-15		
Hectorville	13.15-93	12.8-80	Eastern Park		
Westminster OS	7.8-50	22.8-140	North Haven		
Hope Valley	22.17-149	10.10-70	Glenunga		
Kenilworth	9.9-63	12.16-88	Pooraka		
Salisbury	17.12-114	5.14-44	Kilburn		
Round 2			18-Apr-15		
Kilburn	9.14-68	9.7-61	Hectorville		
Eastern Park	21.16-142	14.11-95	Hope Valley		
North Haven	11.10-76	6.9-45	Kenilworth		
Pooraka	7.13-55	15.9-99	Salisbury		
Glenunga	13.2-80	13.14-92	Westminster OS		
Round 3			25-Apr-15		
Hope Valley	17.11-113	8.12-60	Hectorville		
Pooraka	11.10-76	13.8-86	Kilburn		
Kenilworth	10.8-68	6.8-44	Glenunga		
Salisbury	9.10-64	10.6-66	North Haven		
Westminster OS	11.12-78	14.9-93	Eastern Park		
Round 4			02-May-15		
Kilburn	16.16-112	13.10-88	Hope Valley		
Hectorville	11.11-77	13.5-83	Westminster OS		
Eastern Park	20.12-132	9.15-69	Kenilworth		
North Haven	14.9-93	9.10-64	Pooraka		
Glenunga	9.7-61	20.9-129	Salisbury		
Round 5			09-May-15		
Kilburn	12.3-75	23.11-149	North Haven		
Westminster OS	18.8-116	6.14-50	Hope Valley		
Pooraka	15.18-108	11.17-83	Glenunga		
Kenilworth	9.10-64	14.12-96	Hectorville		
Salisbury	20.13-133	14.5-89	Eastern Park		
Round 6			16-May-15		
Hectorville	7.6-48	18.21-129	Salisbury		
Eastern Park	21.12-138	13.13-91	Pooraka		
Westminster OS	11.10-76	15.10-100	Kilburn		
Hope Valley	16.13-109	15.19-109	Kenilworth		
Glenunga	9.12-66	23.10-148	North Haven		
Round 7			23-May-15		
Kilburn	29.12-186	12.9-81	Glenunga		
North Haven	22.11-143	10.8-68	Eastern Park		
Pooraka	19.10-124	9.6-60	Hectorville		
Kenilworth	12.9-81	13.15-93	Westminster OS		
Salisbury	22.7-139	11.7-73	Hope Valley		
Round 8			30-May-15		
Hectorville	3.3-21	8.4-52	North Haven		
Eastern Park	21.20-146	12.11-83	Glenunga		
Westminster OS	7.8-50	6.11-47	Salisbury		
Hope Valley	12.8-80	13.16-94	Pooraka		
Kenilworth	14.5-89	16.12-108	Kilburn		
Round 9			13-Jun-15		
Kilburn	21.12-138	19.14-128	Eastern Park		
North Haven	21.14-140	16.6-102	Hope Valley		
Pooraka	18.8-116	12.10-82	Westminster OS		
Salisbury	22.21-153	7.6-48	Kenilworth		
Glenunga	15.3-93	21.10-136	Hectorville		

Round 10			20-Jun-15		
Kilburn	10.20-80	8.16-64	Salisbury		
Eastern Park	18.12-120	8.7-55	Hectorville		
North Haven	19.9-123	5.10-40	Westminster OS		
Pooraka	14.14-98	19.15-129	Kenilworth		
Glenunga	17.16-118	20.12-132	Hope Valley		
Round 11			27-Jun-15		
Hectorville	5.11-41	10.8-68	Kilburn		
Westminster OS	13.9-87	14.11-95	Glenunga		
Hope Valley	14.10-94	21.19-145	Eastern Park		
Kenilworth	13.12-90	10.8-68	North Haven		
Salisbury	14.13-97	8.8-56	Pooraka		
Round 12			04-Jul-15		
Kilburn	19.9-123	16.14-110	Pooraka		
Hectorville	14.10-94	16.7-103	Hope Valley		
Eastern Park	15.18-108	13.17-95	Westminster OS		
North Haven	11.11-77	14.12-96	Salisbury		
Glenunga	8.20-68	17.21-123	Kenilworth		
Round 13			11-Jul-15		
Westminster OS	7.16-58	8.8-56	Hectorville		
Hope Valley	12.9-81	11.11-77	Kilburn		
Pooraka	8.7-55	6.9-45	North Haven		
Kenilworth	9.13-67	14.16-100	Eastern Park		
Salisbury	23.15-153	6.5-41	Glenunga		
Round 14			18-Jul-15		
Hectorville	14.10-94	14.11-95	Kenilworth		
Eastern Park	18.7-115	15.10-100	Salisbury		
Hope Valley	11.11-77	16.17-113	Westminster OS		
North Haven	13.14-92	11.16-82	Kilburn		
Glenunga	21.6-132	10.12-72	Pooraka		
Round 15			25-Jul-15		
Kilburn	16.8-104	12.7-79	Westminster OS		
North Haven	19.15-129	10.6-66	Glenunga		
Pooraka	15.9-99	16.13-109	Eastern Park		
Kenilworth	10.12-72	13.16-94	Hope Valley		
Salisbury	10.10-70	2.9-21	Hectorville		
Round 16			01-Aug-15		
Hectorville	4.12-36	2.5-17	Pooraka		
Eastern Park	11.12-78	11.14-80	North Haven		
Westminster OS	8.12-60	8.12-60	Kenilworth		
Hope Valley	1.8-14	9.13-67	Salisbury		
Glenunga	8.12-60	33.14-212	Kilburn		
Round 17			08-Aug-15		
Kilburn	27.22-184	16.6-102	Kenilworth		
North Haven	20.11-131	14.10-94	Hectorville		
Pooraka	14.11-95	3.5-23	Hope Valley		
Salisbury	17.15-117	4.10-34	Westminster OS		
Glenunga	13.7-85	17.17-119	Eastern Park		
Round 18			15-Aug-15		
Hectorville	13.14-92	8.6-54	Glenunga		
Eastern Park	14.13-97	22.17-149	Kilburn		
Westminster OS	9.8-62	16.16-112	Pooraka		
Hope Valley	13.14-92	17.6-108	North Haven		
Kenilworth	11.5-71	8.11-59	Salisbury		

ELIMINATION FINAL			22-Aug-15		
Salisbury	21.6-132	5.8-38	Pooraka		

QUALIFYING FINAL			22-Aug-15		
Kilburn	17.8-110	14.8-92	Eastern Park		

2nd SEMI FINAL			29-Aug-15		
North Haven	15.13-103	16.11-107	Kilburn		

1st SEMI FINAL			29-Aug-15		
Eastern Park	11.7-73	19.22-136	Salisbury		

PRELIMINARY FINAL			05-Sep-15		
North Haven	4.15-39	10.11-71	Salisbury		

GRAND FINAL			12-Sep-15		
Kilburn	14.11-95	13.15-93	Salisbury		

C B SANGSTER SHIELD

Para Hills



Team	P	W	L	D	F	A	%	PTS
Blackfriars OS	18	15	3	0	1780	1218	59.37	30
Colonel Light Gardens	18	13	5	0	1763	1273	58.07	26
Para Hills	18	12	6	0	1850	1253	59.62	24
Elizabeth	18	10	8	0	1510	1352	52.76	20
CBC Old Collegians	18	10	8	0	1470	1468	50.03	20
Rosewater	18	9	8	1	1306	1219	51.72	19
Greenacres	18	6	12	0	1523	1668	47.73	12
Pulteney	18	6	12	0	1310	1505	46.54	12
Adelaide Lutheran	18	5	12	1	1116	1446	43.56	11
Woodville South	18	3	15	0	993	2219	30.92	6

J B DICKER MEDAL

LEADING GOAL KICKER TROPHY

Cail Harris
CBC Old Collegians



Cail	Harris	CBC Old Collegians	22
Jake	Williams	Rosewater	21
Matthew	Brincat	Blackfriars OS	18
Matthew	Travis	Para Hills	18
Josh	Bennett	Colonel Light Gardens	16
Ty	Allen	Adelaide Lutheran	15
Sam	Murphy	Blackfriars OS	15
Daniel	Scott-Collings	Colonel Light Gardens	15
Arren	Harvey	Colonel Light Gardens	14
Phuoc	Vo	Blackfriars OS	14
Jarrad	Clark-Rantasa	Greenacres	13
Shane	Hanson	Para Hills	12
Sean	Maher	Para Hills	12
Brandon	Olszewski	Elizabeth	12
Troy	Barke	Greenacres	10
Warren	Bowden	CBC Old Collegians	10
Benjamin	Taylor	Elizabeth	10
Josh	Barras	Pulteney	9
Lynton	Power	Para Hills	9
Chad	Francis	Colonel Light Gardens	8

James Clark-Rantasa
Greenacres



James	Clark-Rantasa	Greenacres	74
Peter	Smith	Greenacres	64
Paul	Cree	Para Hills	59
Arren	Harvey	Colonel Light Gardens	58
Joel	Aish	Pulteney	53
Shane	Hanson	Para Hills	47
Travis	Hillman	Blackfriars OS	45
Scott	Webber	Elizabeth	45
Christian	Puccini	CBC Old Collegians	42
Trent	Payne	Elizabeth	42
Chad	Francis	Colonel Light Gardens	41
Chris	Scholefield	Adelaide Lutheran	29
Brandon	Olszewski	Elizabeth	26
Sean	Maher	Para Hills	25
Jayden	Newchurch	Rosewater	24
Dean	Sumner	Woodville South	23
Christopher	Clark	Woodville South	23
Samuel	Horsell	Blackfriars OS	22
Nicolas	Lynch	Para Hills	22
Hayden	Gale	CBC Old Collegians	20

Round 1		10-Apr-15	
Woodville South	11.11-77	9.11-65	Adelaide Lutheran
Rosewater	17.14-116	13.6-84	Greenacres
Pulteney	14.15-99	12.12-84	Elizabeth
Colonel Light Gdns	25.16-166	8.8-56	CBC Old Collegians
Blackfriars OS	19.5-119	11.13-79	Para Hills
Round 2		18-Apr-15	
Elizabeth	17.3-105	8.17-65	CBC Old Collegians
Greenacres	13.7-85	10.15-75	Pulteney
Colonel Light Gdns	6.12-48	13.13-91	Blackfriars OS
Adelaide Lutheran	2.4-16	7.8-50	Rosewater
Para Hills	18.20-128	11.10-76	Woodville South
Round 3		25-Apr-15	
Greenacres	12.9-81	14.9-93	Elizabeth
Rosewater	11.8-74	6.5-41	Para Hills
Woodville South	6.7-43	18.16-124	Colonel Light Gdns
Pulteney	12.14-86	9.6-60	Adelaide Lutheran
Blackfriars OS	13.14-92	5.9-39	CBC Old Collegians
Round 4		02-May-15	
Elizabeth	8.10-58	14.11-95	Blackfriars OS
CBC Old Collegians	18.10-118	14.8-92	Woodville South
Colonel Light Gdns	19.10-124	10.16-76	Rosewater
Adelaide Lutheran	10.14-74	17.12-114	Greenacres
Para Hills	16.13-109	8.14-62	Pulteney
Round 5		09-May-15	
Elizabeth	11.8-74	12.6-80	Adelaide Lutheran
Greenacres	8.13-61	17.13-115	Para Hills
Rosewater	8.16-64	13.7-85	CBC Old Collegians
Woodville South	9.9-63	22.18-150	Blackfriars OS
Pulteney	8.6-54	16.14-110	Colonel Light Gdns
Round 6		16-May-15	
CBC Old Collegians	15.7-97	14.10-94	Pulteney
Woodville South	11.9-75	20.8-128	Elizabeth
Colonel Light Gdns	11.17-83	9.5-59	Greenacres
Blackfriars OS	6.13-49	14.7-91	Rosewater
Para Hills	13.18-96	11.8-74	Adelaide Lutheran
Round 7		23-May-15	
Elizabeth	10.9-69	15.12-102	Para Hills
Greenacres	9.14-68	11.9-75	CBC Old Collegians
Rosewater	21.19-145	3.6-24	Woodville South
Pulteney	14.7-91	22.6-138	Blackfriars OS
Adelaide Lutheran	7.10-52	17.10-112	Colonel Light Gdns
Round 8		30-May-15	
CBC Old Collegians	10.7-67	6.3-39	Adelaide Lutheran
Rosewater	3.11-29	6.17-53	Elizabeth
Woodville South	13.8-86	5.8-38	Pulteney
Colonel Light Gdns	8.19-67	8.12-60	Para Hills
Blackfriars OS	14.6-90	10.9-69	Greenacres
Round 9		13-Jun-15	
Elizabeth	10.14-74	10.6-66	Colonel Light Gdns
Greenacres	30.11-191	6.11-47	Woodville South
Pulteney	8.7-55	10.12-72	Rosewater
Adelaide Lutheran	13.6-84	15.9-99	Blackfriars OS
Para Hills	19.5-119	15.13-103	CBC Old Collegians

Round 10		20-Jun-15	
Elizabeth	9.5-59	8.4-52	Pulteney
CBC Old Collegians	10.9-69	19.8-122	Colonel Light Gdns
Greenacres	16.7-103	11.8-74	Rosewater
Adelaide Lutheran	14.12-96	8.6-54	Woodville South
Para Hills	13.19-97	9.7-61	Blackfriars OS
Round 11		27-Jun-15	
CBC Old Collegians	13.13-91	11.7-73	Elizabeth
Rosewater	8.14-62	9.8-62	Adelaide Lutheran
Woodville South	5.3-33	28.14-182	Para Hills
Pulteney	12.10-82	10.9-69	Greenacres
Blackfriars OS	13.11-89	11.16-82	Colonel Light Gdns
Round 12		04-Jul-15	
Elizabeth	12.10-82	13.9-87	Greenacres
CBC Old Collegians	16.16-112	8.11-59	Blackfriars OS
Colonel Light Gdns	27.13-175	4.1-25	Woodville South
Adelaide Lutheran	12.8-80	12.12-84	Pulteney
Para Hills	12.15-87	8.16-64	Rosewater
Round 13		11-Jul-15	
Greenacres	10.8-68	11.13-79	Adelaide Lutheran
Rosewater	12.11-83	9.10-64	Colonel Light Gdns
Woodville South	2.8-20	18.14-122	CBC Old Collegians
Pulteney	9.6-60	7.8-50	Para Hills
Blackfriars OS	14.12-96	9.11-65	Elizabeth
Round 14		18-Jul-15	
CBC Old Collegians	9.16-70	11.7-73	Rosewater
Colonel Light Gdns	12.12-84	11.8-74	Pulteney
Blackfriars OS	23.23-161	3.5-23	Woodville South
Adelaide Lutheran	8.6-54	12.13-85	Elizabeth
Para Hills	27.26-188	10.4-64	Greenacres
Round 15		25-Jul-15	
Elizabeth	22.16-148	6.3-39	Woodville South
Greenacres	14.9-93	16.10-106	Colonel Light Gdns
Rosewater	4.8-32	11.14-80	Blackfriars OS
Pulteney	9.10-64	11.17-83	CBC Old Collegians
Adelaide Lutheran	9.7-61	7.9-51	Para Hills
Round 16		01-Aug-15	
CBC Old Collegians	11.12-78	7.7-49	Greenacres
Woodville South	7.5-47	5.9-39	Rosewater
Colonel Light Gdns	13.10-88	4.13-37	Adelaide Lutheran
Blackfriars OS	13.13-91	13.9-87	Pulteney
Para Hills	8.15-63	14.4-88	Elizabeth
Round 17		08-Aug-15	
Elizabeth	15.14-104	10.7-67	Rosewater
Greenacres	7.9-51	13.17-95	Blackfriars OS
Pulteney	11.16-82	8.5-53	Woodville South
Adelaide Lutheran	7.14-56	7.12-54	CBC Old Collegians
Para Hills	26.14-170	4.7-31	Colonel Light Gdns
Round 18		15-Aug-15	
CBC Old Collegians	13.8-86	17.11-113	Para Hills
Rosewater	14.11-95	9.17-71	Pulteney
Woodville South	18.8-116	19.13-127	Greenacres
Colonel Light Gdns	16.15-111	10.8-68	Elizabeth
Blackfriars OS	19.11-125	7.5-47	Adelaide Lutheran

ELIMINATION FINAL		22-Aug-15	
Elizabeth	9.8-62	17.8-110	CBC Old Collegians

QUALIFYING FINAL		22-Aug-15	
Colonel Light Gdns	19.16-130	11.8-74	Para Hills

2nd SEMI FINAL		29-Aug-15	
Blackfriars OS	9.21-75	13.11-89	Colonel Light Gdns

1st SEMI FINAL		29-Aug-15	
Para Hills	20.23-143	5.4-34	CBC Old Collegians

PRELIMINARY FINAL		05-Sep-15	
Blackfriars OS	12.12-84	15.13-103	Para Hills

GRAND FINAL		12-Sep-15	
Colonel Light Gdns	14.12-96	16.13-109	Para Hills

MERVYN EVANS SHIELD

Smithfield



Team	P	W	L	D	F	A	%	PTS
Smithfield	16	15	1	0	1962	1008	66.06	30
Lockleys	16	14	2	0	1945	941	67.39	28
West Croydon	16	10	6	0	1705	1174	59.22	20
Trinity OS	16	9	7	0	1173	1332	46.83	18
Fitzroy	16	7	9	0	1231	1471	45.56	14
Ingle Farm	16	6	10	0	945	1519	38.35	12
Mawson Lakes	16	4	12	0	1005	1360	42.49	8
Brahma Lodge	16	4	12	0	1041	1602	39.39	8
Central United	16	3	13	0	1107	1707	39.34	6

A G BERT MEDAL

Jacob Sumner
West Croydon



Jacob	Sumner	West Croydon	27
James	Drage	Lockleys	15
Alex	Paton	Lockleys	15
Sam	Peters	Trinity OS	15
Mark	Garner	Smithfield	13
Michael	Ashby	Smithfield	12
Darren	King	Mawson Lakes	11
Stefan	Raegar	Ingle Farm	11
Chheouth	Ung	Mawson Lakes	10
Nicholas	Jones	Lockleys	9
Sean	Stormonth	Lockleys	9
Ben	Wiles	West Croydon	9
Michael	Barclay	Central United	8
Daniel	Cook	Smithfield	8
Michael	Lane	Smithfield	8
Luke	Woodcock	West Croydon	8
Mitchell	Dearing	Trinity OS	7
Daniel	Hickey	Brahma Lodge	7
Ricky	Nisbet	Smithfield	7
Beau	Pieterman	Fitzroy	7

LEADING GOAL KICKER TROPHY

Michael Ashby
Smithfield



Michael	Ashby	Smithfield	72
Alex	Cotter	Trinity OS	66
Cameron	McKinnon	West Croydon	62
Adam	Moss	Smithfield	44
Timothy	Aloisi	Brahma Lodge	40
Daniel	Smith	Lockleys	39
Ben	Wiles	West Croydon	38
Simon	Ascoli	Lockleys	32
Trent	Peterson	Central United	30
Wade	Matthews	Ingle Farm	29
James	Bain	Central United	27
Jamie	Lane	Smithfield	26
Nathan	Fenwick	Central United	25
Matthew	Ralph	Mawson Lakes	25
Jacob	Sumner	West Croydon	24
Steve	Gatis	Lockleys	23
Shamus	Osborn	Lockleys	22
Dominic	Papazoglov	Fitzroy	21
Shaun	Grogan	Smithfield	21
Lee	Kennedy	Lockleys	20

Round 1 11-Apr-15

Smithfield			Bye
Brahma Lodge	12.6-78	15.19-109	Ingle Farm
Fitzroy	17.12-114	13.12-90	Mawson Lakes
Lockleys	12.15-87	9.11-65	West Croydon
Central United	10.9-69	19.19-133	Trinity OS

Round 2 18-Apr-15

Mawson Lakes			Bye
West Croydon	18.12-120	9.14-68	Central United
Ingle Farm	6.7-43	11.7-73	Lockleys
Smithfield	22.12-144	14.9-93	Brahma Lodge
Trinity OS	8.9-57	6.8-44	Fitzroy

Round 3 25-Apr-15

Trinity OS			Bye
Fitzroy	10.13-73	9.17-71	West Croydon
Lockleys	15.14-104	8.8-56	Brahma Lodge
Mawson Lakes	8.12-60	15.13-103	Smithfield
Central United	7.11-53	10.8-68	Ingle Farm

Round 4 02-May-15

West Croydon			Bye
Brahma Lodge	15.20-110	10.11-71	Central United
Ingle Farm	9.8-62	12.9-81	Fitzroy
Smithfield	10.15-75	9.12-66	Lockleys
Trinity OS	15.8-98	9.10-64	Mawson Lakes

Round 5 09-May-15

Ingle Farm			Bye
Fitzroy	13.14-92	16.7-103	Brahma Lodge
Mawson Lakes	7.9-51	13.21-99	West Croydon
Central United	6.5-41	18.17-125	Lockleys
Smithfield	20.10-130	11.7-73	Trinity OS

Round 6 16-May-15

Brahma Lodge			Bye
West Croydon	16.15-111	10.8-68	Trinity OS
Lockleys	18.21-129	4.2-26	Fitzroy
Central United	8.6-54	26.11-167	Smithfield
Ingle Farm	10.13-73	9.8-62	Mawson Lakes

Round 7 23-May-15

Lockleys			Bye
Fitzroy	15.11-101	20.7-127	Central United
Mawson Lakes	10.13-73	9.6-60	Brahma Lodge
Smithfield	19.11-125	13.5-83	West Croydon
Trinity OS	11.14-80	12.5-77	Ingle Farm

Round 8 30-May-15

Central United			Bye
Brahma Lodge	4.10-34	7.8-50	Trinity OS
Fitzroy	7.4-46	9.18-72	Smithfield
Lockleys	10.12-72	12.3-75	Mawson Lakes
Ingle Farm	7.8-50	6.12-48	West Croydon

Round 9 13-Jun-15

Fitzroy			Bye
West Croydon	18.19-127	8.8-56	Brahma Lodge
Mawson Lakes	6.9-45	16.10-106	Central United
Smithfield	16.10-106	6.13-49	Ingle Farm
Trinity OS	12.7-79	21.12-138	Lockleys

Round 10 20-Jun-15

Smithfield			Bye
West Croydon	10.15-75	27.15-177	Lockleys
Mawson Lakes	6.14-50	12.12-84	Fitzroy
Ingle Farm	8.8-56	10.10-70	Brahma Lodge
Trinity OS	10.11-71	9.6-60	Central United

Round 11 27-Jun-15

Mawson Lakes			Bye
Brahma Lodge	7.7-49	27.19-181	Smithfield
Fitzroy	14.6-90	14.10-94	Trinity OS
Lockleys	27.18-180	6.4-40	Ingle Farm
Central United	12.7-79	19.9-123	West Croydon

Round 12 04-Jul-15

Trinity OS			Bye
Brahma Lodge	6.7-43	19.11-125	Lockleys
West Croydon	26.23-179	16.2-98	Fitzroy
Ingle Farm	15.15-105	11.16-82	Central United
Smithfield	19.24-138	12.5-77	Mawson Lakes

Round 13 11-Jul-15

West Croydon			Bye
Fitzroy	14.10-94	5.8-38	Ingle Farm
Lockleys	12.16-88	8.10-58	Smithfield
Mawson Lakes	5.4-34	6.4-40	Trinity OS
Central United	10.10-70	15.4-94	Brahma Lodge

Round 14 18-Jul-15

Ingle Farm			Bye
Brahma Lodge	10.10-70	15.13-103	Fitzroy
West Croydon	16.11-107	5.10-40	Mawson Lakes
Lockleys	23.18-156	7.9-51	Central United
Trinity OS	7.4-46	12.18-90	Smithfield

Round 15 25-Jul-15

Brahma Lodge			Bye
Fitzroy	10.9-69	19.19-133	Lockleys
Mawson Lakes	9.6-60	3.12-30	Ingle Farm
Smithfield	20.20-140	8.6-54	Central United
Trinity OS	6.10-46	19.16-130	West Croydon

Round 16 01-Aug-15

Lockleys			Bye
Brahma Lodge	7.8-50	12.6-78	Mawson Lakes
West Croydon	11.11-77	13.15-93	Smithfield
Central United	7.17-59	13.10-88	Fitzroy
Ingle Farm	9.7-61	8.10-58	Trinity OS

Round 17 08-Aug-15

Central United			Bye
West Croydon	28.23-191	3.1-19	Ingle Farm
Mawson Lakes	12.13-85	19.9-123	Lockleys
Smithfield	20.17-137	4.4-28	Fitzroy
Trinity OS	18.12-120	4.7-31	Brahma Lodge

Round 18 15-Aug-15

Fitzroy			Bye
Brahma Lodge	6.8-44	14.15-99	West Croydon
Lockleys	26.13-169	8.12-60	Trinity OS
Central United	9.9-63	8.13-61	Mawson Lakes
Ingle Farm	10.5-65	30.23-203	Smithfield

ELIMINATION FINAL 22-Aug-15

Trinity OS	15.5-95	14.6-90	Fitzroy
------------	---------	---------	---------

QUALIFYING FINAL 22-Aug-15

Lockleys	12.12-84	12.9-81	West Croydon
----------	----------	---------	--------------

2nd SEMI FINAL 29-Aug-15

Smithfield	15.12-102	22.8-140	Lockleys
------------	-----------	----------	----------

1st SEMI FINAL 29-Aug-15

West Croydon	18.17-125	3.7-25	Trinity OS
--------------	-----------	--------	------------

PRELIMINARY FINAL 05-Sep-15

Smithfield	10.22-82	8.3-51	West Croydon
------------	----------	--------	--------------

GRAND FINAL 12-Sep-15

Lockleys 11.18-84 16.16-112 Smithfield

KEITH C SIMS SHIELD

Mitchell Park



Team	P	W	L	D	F	A	%	PTS
Houghton Districts	16	15	1	0	1705	733	69.93	30
Adelaide University	16	12	4	0	1390	964	59.05	24
St Paul's OS	16	10	6	0	1062	1017	51.08	20
Mitchell Park	16	8	8	0	1554	1193	56.57	16
Angle Vale	16	6	10	0	1402	1366	50.65	12
Salisbury West	16	5	11	0	1241	1459	45.96	10
Flinders University	16	0	16	0	628	2250	21.82	0

K C SIMS MEDAL

Cameron Schutz Houghton Districts



Cameron	Schutz	Houghton Districts	30
Michael	Gollan	Angle Vale	17
Adam	Varcoe	Angle Vale	14
Thomas	Roberts	Mitchell Park	13
Joseph	Adamo	St Paul's OS	12
Chris	Bradford	Mitchell Park	12
Phillip	Dudley	Angle Vale	11
Nathan	Hall	Houghton Districts	11
Dave	Keetch	Houghton Districts	10
Toby	Nihill	Adelaide University	10
Joel	Regan	Mitchell Park	9
Scott	Burgess	Angle Vale	8
Andrew	Curyer	Salisbury West	8
Justin	Davies	Salisbury West	8
Todd	Hincks	St Paul's OS	8
Nathaniel	McDonnell	Mitchell Park	8
Wayne	Nassereddine	St Paul's OS	8
Travis	Hyde	Mitchell Park	7
Travis	Smith	Salisbury West	7

LEADING GOAL KICKER TROPHY

Nathaniel McDonnell Mitchell Park



Nathaniel	McDonnell	Mitchell Park	86
Michael	Gilling	Houghton Districts	63
Phillip	Dudley	Angle Vale	53
Ryan	Smiech	St Paul's OS	44
Alex	Bray	Houghton Districts	32
Wayne	Nassereddine	St Paul's OS	29
Travis	Hyde	Mitchell Park	29
Michael	Gollan	Angle Vale	28
Adam	Jones	Salisbury West	27
Simon	Nankivell	Adelaide University	27
Alex	Ireland	Adelaide University	27
Shannon	Vanhoren	Angle Vale	27
Adam	Freeman	Salisbury West	27
Tyson	Roling	Houghton Districts	17
Jay	Horne	Houghton Districts	17
Andrew	Curyer	Salisbury West	17
Ryan	Creek	Salisbury West	17
Matthew	Rogan	Angle Vale	17
Zac	Matthews	Flinders University	17
Lachlan	Pike	Mitchell Park	17

NATIONAL 1 PLUMBING DIVISION 7 RESULTS

Round 1			11-Apr-15
Salisbury West			Bye
Angle Vale	30.22-202	1.7-13	Flinders University
Houghton Districts	25.11-161	5.14-44	St Paul's OS
Mitchell Park	10.5-65	16.15-111	Adelaide University
Round 2			18-Apr-15
Mitchell Park			Bye
Angle Vale	6.13-49	12.10-82	St Paul's OS
Salisbury West	25.18-168	5.8-38	Flinders University
Adelaide University	6.3-39	9.4-58	Houghton Districts
Round 3			25-Apr-15
Flinders University			Bye
Houghton Districts	18.10-118	10.6-66	Angle Vale
Mitchell Park	12.12-84	9.10-64	Salisbury West
St Paul's OS	9.9-63	8.9-57	Adelaide University
Round 4			02-May-15
Angle Vale			Bye
Flinders University	5.1-31	24.21-165	Adelaide University
Salisbury West	8.2-50	17.19-121	Houghton Districts
St Paul's OS	13.14-92	8.2-50	Mitchell Park
Round 5			09-May-15
Houghton Districts			Bye
Mitchell Park	8.10-58	10.11-71	Angle Vale
Adelaide University	10.6-66	6.6-42	Salisbury West
St Paul's OS	15.13-103	4.6-30	Flinders University
Round 6			16-May-15
Mitchell Park			Bye
Angle Vale	10.14-74	12.16-88	Adelaide University
Flinders University	5.7-37	20.12-132	Houghton Districts
Salisbury West	10.6-66	11.9-75	St Paul's OS
Round 7			23-May-15
Angle Vale			Bye
Flinders University	4.4-28	18.11-119	Salisbury West
Houghton Districts	24.11-155	12.4-76	Mitchell Park
St Paul's OS	14.11-95	11.9-75	Adelaide University
Round 8			30-May-15
Flinders University			Bye
Houghton Districts	13.15-93	9.9-63	Salisbury West
Adelaide University	13.11-89	5.3-33	Mitchell Park
St Paul's OS	13.8-86	2.8-20	Angle Vale
Round 9			06-Jun-15
Houghton Districts			Bye
Adelaide University			Bye
St Paul's OS			Bye
Mitchell Park	30.22-202	4.6-30	Flinders University
Salisbury West	19.8-122	17.12-114	Angle Vale
Round 10			13-Jun-15
St Paul's OS			Bye
Angle Vale	15.12-102	13.7-85	Flinders University
Mitchell Park	26.12-168	12.6-78	Salisbury West
Adelaide University	9.9-63	6.8-44	Houghton Districts

Round 11			20-Jun-15
Salisbury West			Bye
Angle Vale	7.9-51	9.17-71	Houghton Districts
Adelaide University	12.11-83	8.6-54	Flinders University
Mitchell Park	14.14-98	4.3-27	St Paul's OS
Round 12			27-Jun-15
St Paul's OS			Bye
Flinders University	6.5-41	17.15-117	Angle Vale
Houghton Districts	17.11-113	9.2-56	Adelaide University
Salisbury West	9.9-63	21.12-138	Mitchell Park
Round 13			04-Jul-15
Houghton Districts			Bye
Angle Vale	10.5-65	22.17-149	Mitchell Park
Flinders University	6.2-38	21.16-142	St Paul's OS
Salisbury West	10.10-70	14.8-92	Adelaide University
Round 14			11-Jul-15
Mitchell Park			Bye
Houghton Districts	29.19-193	1.0-6	Flinders University
Adelaide University	14.9-93	11.10-76	Angle Vale
St Paul's OS	12.8-80	5.6-36	Salisbury West
Round 15			18-Jul-15
Angle Vale			Bye
Flinders University	8.6-54	17.10-112	Salisbury West
Mitchell Park	10.4-64	13.10-88	Houghton Districts
Adelaide University	7.7-49	5.4-34	St Paul's OS
Round 16			25-Jul-15
Flinders University			Bye
Angle Vale	15.10-100	9.15-69	St Paul's OS
Salisbury West	2.6-18	11.18-84	Houghton Districts
Adelaide University	18.16-124	9.10-64	Mitchell Park
Round 17			01-Aug-15
Mitchell Park	26.10-166	11.5-71	Flinders University
Adelaide University			Bye
Houghton Districts	11.15-81	1.4-10	St Paul's OS
Salisbury West	15.10-100	14.13-97	Angle Vale
Round 18			08-Aug-15
St Paul's OS	6.5-41	5.5-35	Mitchell Park
Salisbury West			Bye
Flinders University	7.6-48	21.14-140	Adelaide University
Houghton Districts	19.7-121	11.5-71	Angle Vale
Round 19			15-Aug-15
Adelaide University			Bye
Angle Vale	20.7-127	10.10-70	Salisbury West
Flinders University	2.12-24	15.14-104	Mitchell Park
St Paul's OS	2.7-19	10.12-72	Houghton Districts

2nd SEMI FINAL			22-Aug-15
Houghton Districts	12.17-89	6.5-41	Adelaide University

1st SEMI FINAL			22-Aug-15
St Paul's OS	9.13-67	14.8-92	Mitchell Park

PRELIMINARY FINAL			29-Aug-15
Adelaide University	8.7-55	9.6-60	Mitchell Park

GRAND FINAL			05-Sep-15
Houghton Districts	6.9-45	8.7-55	Mitchell Park



PREMIERSHIP TROPHY

Unley Mercedes Jets



Team	P	W	L	D	F	A	%	PTS
Tea Tree Gully	18	16	2	0	1434	541	72.61	32
Unley Mercedes Jets	18	15	3	0	1373	831	62.3	30
Prince Alfred OC	18	14	4	0	1574	787	66.67	28
Golden Grove	18	12	6	0	1299	926	58.38	24
Old Ignatians	18	10	8	0	1158	913	55.92	20
Modbury	18	7	11	0	1155	1154	50.02	14
Payneham NU	18	7	11	0	888	1205	42.43	14
SMOSH West Lakes	18	6	12	0	978	1392	41.27	12
North Haven	18	2	16	0	668	1601	29.44	4
Hope Valley	18	1	17	0	572	1749	24.64	2

C C SANDO MEDAL

Daniel Wicks Tea Tree Gully



Daniel	Wicks	Tea Tree Gully	32
Bodie	Williams	Golden Grove	15
Nathan	Pearce	SMOSH West Lakes	12
Craig	Davies	Unley Mercedes Jets	10
Aaron	Maraldo	Golden Grove	10
Louis	Plowman	SMOSH West Lakes	10
Michael	Reynolds	Old Ignatians	10
Daniel	Formosa	Tea Tree Gully	9
Samuel	Johnston	Prince Alfred OC	9
Timothy	Sanders	Prince Alfred OC	9
Drew	Clements	Prince Alfred OC	8
Jake	Tonkin	Golden Grove	8
Nicholas	Harnas	Payneham NU	7
Joey	Marrone	Modbury	7
Dylan	McIntosh	Payneham NU	7
Stephen	Slape	Payneham NU	7
Cormac	Waters	Payneham NU	7
Matthew	Betteridge	North Haven	6
Charles	Gallman	Old Ignatians	6
Ross	Pickering	Unley Mercedes Jets	6

LEADING GOAL KICKER TROPHY

Daniel Formosa Tea Tree Gully



Daniel	Formosa	Tea Tree Gully	75
Glen	Simmons	Golden Grove	64
Thomas	Simpson	Prince Alfred OC	38
Michael	Bellifimini	Unley Mercedes Jets	38
Marcus	Davies	Modbury	33
Nicholas	Brooks	Prince Alfred OC	32
Chris	Foura	Tea Tree Gully	25
Cormac	Waters	Payneham NU	22
Edward	Vagnarelli	Old Ignatians	21
Daniel	Wicks	Tea Tree Gully	20
Scott	Dawson	Modbury	20
Hayden	Riede	Modbury	20
Matthew	Selvanera	Hope Valley	20
Timothy	Sanders	Prince Alfred OC	15
John	Giuliani	Unley Mercedes Jets	15
David	Ford	Tea Tree Gully	14
Henry	Stevens	Old Ignatians	14
Lucas	Lovell	Prince Alfred OC	14
Michael	Green	Golden Grove	14
Tate	Spurgeon	SMOSH West Lakes	14



WAKEFIELD SPORTS CLINIC DIVISION 8 RESULTS

Round 1			11-Apr-15			Round 10			20-Jun-15		
Old Ignatians	4.2-26	13.10-88	Tea Tree Gully			Golden Grove	17.9-111	7.8-50	Prince Alfred OC		
North Haven	7.7-49	13.12-90	Unley Mercedes Jets			Hope Valley	4.3-27	21.21-147	Modbury		
Modbury	13.15-93	6.5-41	Hope Valley			Unley Mercedes Jets	12.10-82	7.13-55	North Haven		
Prince Alfred OC	18.9-117	6.6-42	Golden Grove			Payneham NU	10.13-73	7.9-51	SMOSH West Lakes		
SMOSH West Lakes	12.9-81	12.10-82	Payneham NU			Tea Tree Gully	9.5-59	7.7-49	Old Ignatians		
Round 2			18-Apr-15			Round 11			27-Jun-15		
Golden Grove	10.9-69	6.3-39	Modbury			Old Ignatians	17.14-116	5.3-33	Hope Valley		
Hope Valley	5.7-37	9.10-64	Old Ignatians			North Haven	9.12-66	6.4-40	Payneham NU		
Unley Mercedes Jets	8.6-54	7.9-51	Prince Alfred OC			Modbury	5.8-38	9.5-59	Golden Grove		
Payneham NU	9.11-65	4.3-27	North Haven			Prince Alfred OC	15.12-102	9.9-63	Unley Mercedes Jets		
Tea Tree Gully	5.13-43	9.6-60	SMOSH West Lakes			SMOSH West Lakes	8.5-53	13.12-90	Tea Tree Gully		
Round 3			25-Apr-15			Round 12			04-Jul-15		
Golden Grove	6.11-47	1.6-12	Hope Valley			Hope Valley	5.10-40	20.15-135	Golden Grove		
North Haven	1.1-7	10.13-73	Tea Tree Gully			Old Ignatians	10.7-67	12.8-80	SMOSH West Lakes		
Modbury	7.2-44	7.11-53	Unley Mercedes Jets			Unley Mercedes Jets	10.8-68	8.12-60	Modbury		
Prince Alfred OC	9.17-71	5.9-39	Payneham NU			Payneham NU	5.7-37	15.5-95	Prince Alfred OC		
SMOSH West Lakes	6.1-37	18.7-115	Old Ignatians			Tea Tree Gully	18.18-126	0.6-6	North Haven		
Round 4			02-May-15			Round 13			11-Jul-15		
Tea Tree Gully	10.5-65	6.10-46	Prince Alfred OC			Golden Grove	7.10-52	6.7-43	Unley Mercedes Jets		
Hope Valley	8.5-53	12.14-86	SMOSH West Lakes			North Haven	5.5-35	7.8-50	Old Ignatians		
Old Ignatians	22.9-141	3.4-22	North Haven			Modbury	14.10-94	4.7-31	Payneham NU		
Unley Mercedes Jets	12.8-80	10.4-64	Golden Grove			Prince Alfred OC	1.8-14	11.5-71	Tea Tree Gully		
Payneham NU	17.4-106	7.5-47	Modbury			SMOSH West Lakes	12.12-84	4.5-29	Hope Valley		
Round 5			09-May-15			Round 14			18-Jul-15		
Golden Grove	8.14-62	9.10-64	Payneham NU			Old Ignatians	1.11-17	9.16-70	Prince Alfred OC		
Hope Valley	9.6-60	10.19-79	Unley Mercedes Jets			Unley Mercedes Jets	27.18-180	3.2-20	Hope Valley		
North Haven	7.3-45	11.13-79	SMOSH West Lakes			Payneham NU	4.9-33	10.12-72	Golden Grove		
Modbury	5.8-38	15.8-98	Tea Tree Gully			Tea Tree Gully	11.15-81	5.9-39	Modbury		
Prince Alfred OC	11.13-79	4.9-33	Old Ignatians			SMOSH West Lakes	16.10-106	1.7-13	North Haven		
Round 6			16-May-15			Round 15			25-Jul-15		
Old Ignatians	16.11-107	6.2-38	Modbury			Golden Grove	3.4-22	12.9-81	Tea Tree Gully		
North Haven	14.9-93	4.7-31	Hope Valley			Hope Valley	6.12-48	5.9-39	North Haven		
Payneham NU	6.6-42	6.9-45	Unley Mercedes Jets			Unley Mercedes Jets	15.17-107	4.11-35	Payneham NU		
Tea Tree Gully	14.12-96	0.6-6	Golden Grove			Modbury	7.10-52	8.5-53	Old Ignatians		
SMOSH West Lakes	5.1-31	15.11-101	Prince Alfred OC			Prince Alfred OC	20.16-136	3.4-22	SMOSH West Lakes		
Round 7			23-May-15			Round 16			01-Aug-15		
Modbury	12.16-88	8.7-55	SMOSH West Lakes			Old Ignatians	4.5-29	6.6-42	Golden Grove		
Golden Grove	6.0-36	10.9-69	Old Ignatians			North Haven	5.2-32	11.10-76	Prince Alfred OC		
Hope Valley	5.6-36	15.13-103	Payneham NU			Payneham NU	6.8-44	4.8-32	Hope Valley		
Unley Mercedes Jets	8.10-58	7.4-46	Tea Tree Gully			Tea Tree Gully	6.6-42	5.9-39	Unley Mercedes Jets		
Prince Alfred OC	21.11-137	7.8-50	North Haven			SMOSH West Lakes	4.6-30	5.9-39	Modbury		
Round 8			30-May-15			Round 17			08-Aug-15		
Old Ignatians	7.2-44	9.7-61	Unley Mercedes Jets			Modbury	17.13-115	3.5-23	North Haven		
North Haven	6.4-40	13.9-87	Modbury			Golden Grove	24.9-153	4.6-30	SMOSH West Lakes		
Prince Alfred OC	16.19-115	0.3-3	Hope Valley			Hope Valley	2.8-20	14.17-101	Prince Alfred OC		
Tea Tree Gully	9.9-63	1.3-9	Payneham NU			Unley Mercedes Jets	12.6-78	1.5-11	Old Ignatians		
SMOSH West Lakes	5.9-39	10.12-72	Golden Grove			Payneham NU	2.7-19	13.11-89	Tea Tree Gully		
Round 9			13-Jun-15			Round 18			15-Aug-15		
Golden Grove	18.13-121	8.3-51	North Haven			Old Ignatians	10.7-67	6.6-42	Payneham NU		
Hope Valley	2.4-16	17.12-114	Tea Tree Gully			North Haven	2.3-15	20.14-134	Golden Grove		
Unley Mercedes Jets	7.13-55	3.7-25	SMOSH West Lakes			Prince Alfred OC	16.4-100	9.7-61	Modbury		
Modbury	5.6-36	16.17-113	Prince Alfred OC			Tea Tree Gully	16.13-109	5.4-34	Hope Valley		
Payneham NU	3.6-24	15.10-100	Old Ignatians			SMOSH West Lakes	4.5-29	21.12-138	Unley Mercedes Jets		

ELIMINATION FINAL

Golden Grove 10.10-70 8.4-52 Old Ignatians 22-Aug-15

2nd SEMI FINAL

Tea Tree Gully 7.3-45 13.4-82 Prince Alfred OC 29-Aug-15

PRELIMINARY FINAL

Tea Tree Gully 7.8-50 11.8-74 Unley Mercedes Jets 05-Sep-15

GRAND FINAL

Prince Alfred OC 8.2-50 6.15-51 Unley Mercedes Jets 12-Sep-15

QUALIFYING FINAL


Unley Mercedes Jets 8.10-58 13.14-92 Prince Alfred OC 22-Aug-15

1st SEMI FINAL

Unley Mercedes Jets 18.11-119 7.7-49 Golden Grove 29-Aug-15

PEARSON CUP

Rostrevor OC



Team	P	W	L	D	F	A	%	PTS
Henley	18	15	3	0	1379	810	63	30
Sacred Heart OC	18	14	4	0	1402	820	63.1	28
Goodwood Saints	18	12	6	0	1273	797	61.5	24
Adelaide University	18	11	6	1	1380	906	60.37	23
Rostrevor OC	18	11	7	0	1379	844	62.03	22
Payneham NU	18	10	7	1	1318	1088	54.78	21
Tea Tree Gully	18	8	10	0	1155	926	55.5	16
Port District	18	5	13	0	1060	1303	44.86	10
Portland	18	0	18	0	364	2666	12.01	0
Salisbury North	18	3	15	0	930	1480	38.59	-2

E A DAVOREN MEDAL

Phillip Doyle

Tea Tree Gully

Kalon Green

Tea Tree Gully



Player	Team	Goals
Phillip Doyle	Tea Tree Gully	17
Kalon Green	Adelaide University	17
Taylor Charlton	Payneham NU	15
Damien McBride	Salisbury North	14
Chris Ash	Rostrevor OC	13
Morgan Billings	Sacred Heart OC	12
Michael Jennings	Sacred Heart OC	12
Joshua Obst	Henley	11
Jason Scott	Goodwood Saints	10
James Johnston	Adelaide University	9
Ben Johnston	Goodwood Saints	9
Jed Villis	Sacred Heart OC	9
Strato Agorastos	Payneham NU	8
Scott Behrens	Salisbury North	8
Stephen Daniels	Tea Tree Gully	8
Damon Robinson	Adelaide University	8
Oliver Wilkie	Rostrevor OC	8
Sam Du Bois	Rostrevor OC	7
Bradley Gill	Henley	7
Dylan Pippett	Payneham NU	7

LEADING GOAL KICKER TROPHY

Strato Agorastos

Payneham NU



Player	Team	Goals
Strato Agorastos	Payneham NU	45
Travis Natt	Henley	44
Sam Jordan	Sacred Heart OC	38
Douglas Penny	Tea Tree Gully	35
Nathan Surman	Rostrevor OC	32
Jack Turton	Sacred Heart OC	31
Elliot Hewish	Adelaide University	28
Aidan Offe	Adelaide University	28
Jake Robinson	Tea Tree Gully	28
Andrew Good	Goodwood Saints	27
Dylan Fry	Henley	27
Stephen Daniels	Tea Tree Gully	25
Adam Richter	Rostrevor OC	25
Zac Delmenico	Sacred Heart OC	23
Mitchell Simpson	Rostrevor OC	22
Nicholas Wundke	Payneham NU	21
Matthew Ewers	Goodwood Saints	20
Ryan Anderson	Adelaide University	19
Patrick Dolan	Adelaide University	19
Jack Sampson	Payneham NU	17



ALH GROUP DIVISION 1 RESERVES RESULTS

Round 1			18-Apr-15		
Rostrevor OC	7.7-49	10.6-66	Adelaide University		
Goodwood Saints	11.12-78	6.4-40	Tea Tree Gully		
Port District	8.6-54	10.6-66	Payneham NU		
Sacred Heart OC	9.10-64	7.9-51	Henley		
Salisbury North	15.16-106	2.6-18	Portland		
Round 2			25-Apr-15		
Goodwood Saints	8.6-54	4.6-30	Salisbury North		
Henley	15.9-99	4.3-27	Portland		
Payneham NU	6.7-43	8.11-59	Rostrevor OC		
Tea Tree Gully	6.7-43	6.13-49	Port District		
Adelaide University	6.3-39	8.5-53	Sacred Heart OC		
Round 3			02-May-15		
Rostrevor OC	6.11-47	5.9-39	Tea Tree Gully		
Port District	6.6-42	7.5-47	Goodwood Saints		
Portland	7.5-47	27.12-174	Adelaide University		
Sacred Heart OC	13.7-85	11.5-71	Payneham NU		
Salisbury North	7.5-47	13.13-91	Henley		
Round 4			09-May-15		
Goodwood Saints	6.5-41	6.7-43	Rostrevor OC		
Payneham NU	20.12-132	4.2-26	Portland		
Tea Tree Gully	6.5-41	8.13-61	Sacred Heart OC		
Salisbury North	9.5-59	17.12-114	Port District		
Adelaide University	3.11-29	9.9-63	Henley		
Round 5			16-May-15		
Rostrevor OC	17.13-115	6.6-42	Port District		
Henley	18.4-112	6.11-47	Payneham NU		
Portland	3.6-24	22.11-143	Tea Tree Gully		
Sacred Heart OC	6.11-47	4.8-32	Goodwood Saints		
Adelaide University	10.15-75	4.8-32	Salisbury North		
Round 6			23-May-15		
Goodwood Saints	16.18-114	1.0-6	Portland		
Port District	6.9-45	15.7-97	Sacred Heart OC		
Payneham NU	11.9-75	7.3-45	Adelaide University		
Tea Tree Gully	4.6-30	12.10-82	Henley		
Salisbury North	5.7-37	15.8-98	Rostrevor OC		
Round 7			30-May-15		
Henley	7.8-50	7.7-49	Goodwood Saints		
Payneham NU	12.15-87	5.3-33	Salisbury North		
Portland	8.1-49	15.17-107	Port District		
Sacred Heart OC	13.8-86	9.4-58	Rostrevor OC		
Adelaide University	8.5-53	8.7-55	Tea Tree Gully		
Round 8			13-Jun-15		
Rostrevor OC	27.22-184	2.1-13	Portland		
Goodwood Saints	7.12-54	12.11-83	Adelaide University		
Port District	8.4-52	11.11-77	Henley		
Tea Tree Gully	11.16-82	2.4-16	Payneham NU		
Salisbury North	5.5-35	16.12-108	Sacred Heart OC		
Round 9			20-Jun-15		
Rostrevor OC	5.11-41	10.11-71	Henley		
Sacred Heart OC	19.16-130	1.3-9	Portland		
Goodwood Saints	10.8-68	11.8-74	Payneham NU		
Port District	5.5-35	12.16-88	Adelaide University		
Salisbury North	4.7-31	12.9-81	Tea Tree Gully		

Round 10			27-Jun-15		
Henley	5.5-35	16.6-102	Sacred Heart OC		
Payneham NU	17.7-109	13.5-83	Port District		
Tea Tree Gully	6.3-39	9.13-67	Goodwood Saints		
Portland	1.1-7	16.19-115	Salisbury North		
Adelaide University	13.5-83	4.8-32	Rostrevor OC		
Round 11			11-Jul-15		
Goodwood Saints	10.6-66	4.7-31	Port District		
Henley	9.17-71	5.9-39	Salisbury North		
Payneham NU	10.8-68	9.2-56	Sacred Heart OC		
Tea Tree Gully	9.6-60	5.10-40	Rostrevor OC		
Adelaide University	26.12-168	3.1-19	Portland		
Round 12			18-Jul-15		
Rostrevor OC	7.5-47	9.10-64	Goodwood Saints		
Henley	11.9-75	8.6-54	Adelaide University		
Port District	8.10-58	12.9-81	Salisbury North		
Portland	1.2-8	34.11-215	Payneham NU		
Sacred Heart OC	6.9-45	6.13-49	Tea Tree Gully		
Round 13			25-Jul-15		
Goodwood Saints	5.6-36	7.13-55	Sacred Heart OC		
Port District	4.5-29	8.12-60	Rostrevor OC		
Payneham NU	7.7-49	9.12-66	Henley		
Tea Tree Gully	22.18-150	1.2-8	Portland		
Salisbury North	6.6-42	13.13-91	Adelaide University		
Round 14			01-Aug-15		
Sacred Heart OC	11.10-76	5.7-37	Port District		
Rostrevor OC	14.9-93	3.8-26	Salisbury North		
Henley	4.7-31	4.3-27	Tea Tree Gully		
Portland	3.1-19	21.14-140	Goodwood Saints		
Adelaide University	2.12-24	3.6-24	Payneham NU		
Round 15			08-Aug-15		
Rostrevor OC	10.8-68	5.3-33	Sacred Heart OC		
Goodwood Saints	8.14-62	4.7-31	Henley		
Port District	25.10-160	4.6-30	Portland		
Tea Tree Gully	12.3-75	12.8-80	Adelaide University		
Salisbury North	9.8-62	14.7-91	Payneham NU		
Round 16			15-Aug-15		
Henley	12.13-85	2.3-15	Port District		
Sacred Heart OC	15.10-100	7.1-43	Salisbury North		
Payneham NU	11.5-71	6.8-44	Tea Tree Gully		
Portland	2.2-14	25.21-171	Rostrevor OC		
Adelaide University	8.9-57	13.7-85	Goodwood Saints		
Round 17			22-Aug-15		
Rostrevor OC	16.15-111	2.5-17	Payneham NU		
Port District	10.11-71	9.6-60	Tea Tree Gully		
Sacred Heart OC	8.7-55	11.10-76	Adelaide University		
Portland	2.1-13	31.23-209	Henley		
Salisbury North	6.4-40	23.8-146	Goodwood Saints		
Round 18			29-Aug-15		
Henley	11.14-80	9.9-63	Rostrevor OC		
Payneham NU	10.3-63	10.10-70	Goodwood Saints		
Tea Tree Gully	15.7-97	10.12-72	Salisbury North		
Portland	4.3-27	23.11-149	Sacred Heart OC		
Adelaide University	13.17-95	5.6-36	Port District		

ELIMINATION FINAL			05-Sep-15		
Adelaide University	7.7-49	9.14-68	Rostrevor OC		

QUALIFYING FINAL			05-Sep-15		
Sacred Heart OC	3.4-22	9.13-67	Goodwood Saints		

2nd SEMI FINAL			12-Sep-15		
Henley	8.7-55	5.7-37	Goodwood Saints		

1st SEMI FINAL			12-Sep-15		
Sacred Heart OC	6.6-42	9.5-59	Rostrevor OC		

PRELIMINARY FINAL			19-Sep-15		
Goodwood Saints	7.12-54	12.11-83	Rostrevor OC		

GRAND FINAL			26-Sep-15		
Henley	6.5-41	10.7-67	Rostrevor OC		

M L S RANGER CUP

Prince Alfred OC



Team	P	W	L	D	F	A	%	PTS
Prince Alfred OC	18	17	1	0	1953	808	70.74	34
Modbury	18	15	3	0	1652	819	66.86	30
Unley Mercedes Jets	18	14	4	0	1681	868	65.95	28
Scotch OC	18	12	6	0	1289	835	60.69	24
SMOSH West Lakes	18	9	9	0	1264	1140	52.58	18
St Peter's OC	18	8	10	0	1021	1183	46.32	16
Gaza	18	6	12	0	1106	1325	45.5	12
Walkerville	18	6	12	0	882	1404	38.58	12
Broadview	18	3	15	0	857	1481	36.66	6
Gepps Cross	18	0	18	0	436	2278	16.06	0

E P NAZER MEDAL

Paul Sadler Gaza



Paul	Sadler	Gaza	20
Lachlan	Archibald	Scotch OC	15
Nicholas	May	SMOSH West Lakes	13
Daniel	Fry	Prince Alfred OC	12
Matthew	Rowe	Scotch OC	12
Josh	Shepherd	SMOSH West Lakes	12
James	Prest	Prince Alfred OC	11
Jack	Ramsey	Prince Alfred OC	11
Scott	Cleary	Modbury	10
Ethan	Koch	Unley Mercedes Jets	10
Aaron	French	Modbury	9
Samuel	Kakkoufas	Scotch OC	9
Benjamin	Young	Prince Alfred OC	9
Simon	Hunter	Broadview	8
Anton	Gerardis	Gaza	7
Henry	Gill	Unley Mercedes Jets	7
Dale	Holme	Modbury	7
Marcus	Kightley	Modbury	7
Cameron	Thorpe	Scotch OC	7
Luke	Bartlett	Prince Alfred OC	6

LEADING GOAL KICKER TROPHY

Daniel Fry Prince Alfred OC



Daniel	Fry	Prince Alfred OC	59
Anton	Gerardis	Gaza	49
Benjamin	Eisner	Modbury	40
Max	Burford	Prince Alfred OC	37
Sebastian	Moroney	Prince Alfred OC	35
Nicholas	Marwe	St Peter's OC	34
Joshua	Morrell	Prince Alfred OC	33
Josh	Shepherd	SMOSH West Lakes	33
Nathan	Pierson	Broadview	32
James	Prest	Prince Alfred OC	29
Max	Marslen	Scotch OC	25
James	Canale	Unley Mercedes Jets	25
Johann	Einarson	Unley Mercedes Jets	22
Aaron	French	Modbury	20
Matthew	Jolly	Modbury	19
Camilo	Toro	Walkerville	19
Chris	Nicholls	Gaza	18
Lee	Kightley	Modbury	18
Liam	Ryan	Unley Mercedes Jets	16
Kenton	Johns	Modbury	16

ADELAIDE AIRPORT DIVISION 2 RESERVES RESULTS

Round 1			11-Apr-15			Round 10			20-Jun-15		
Broadview	5.9-39	8.9-57	Modbury			St Peter's OC	9.11-65	9.5-59	Unley Mercedes Jets		
Gepps Cross	3.3-21	24.7-151	Gaza			Gaza	14.15-99	7.4-46	Gepps Cross		
Scotch OC	13.14-92	6.4-40	SMOSH West Lakes			Modbury	24.11-155	5.6-36	Broadview		
Walkerville	6.5-41	16.10-106	Prince Alfred OC			Prince Alfred OC	24.15-159	8.6-54	Walkerville		
Unley Mercedes Jets	21.18-144	2.5-17	St Peter's OC			SMOSH West Lakes	7.7-49	7.12-54	Scotch OC		
Round 2			18-Apr-15			Round 11			27-Jun-15		
St Peter's OC	15.16-106	5.4-34	Gepps Cross			Broadview	3.7-25	12.12-84	SMOSH West Lakes		
Gaza	5.8-38	7.14-56	Scotch OC			Gepps Cross	3.0-18	22.15-147	St Peter's OC		
Modbury	13.7-85	2.6-18	Walkerville			Unley Mercedes Jets	9.8-62	16.9-105	Prince Alfred OC		
Prince Alfred OC	17.8-110	11.10-76	Unley Mercedes Jets			Scotch OC	18.17-125	6.3-39	Gaza		
SMOSH West Lakes	16.13-109	4.5-29	Broadview			Walkerville	11.2-68	19.14-128	Modbury		
Round 3			25-Apr-15			Round 12			11-Jul-15		
St Peter's OC	4.8-32	5.14-44	Scotch OC			St Peter's OC	8.14-62	2.2-14	Gaza		
Gepps Cross	1.4-10	21.12-138	Prince Alfred OC			Gepps Cross	2.2-14	19.16-130	Modbury		
Unley Mercedes Jets	12.17-89	5.11-41	Modbury			Unley Mercedes Jets	10.10-70	7.1-43	Broadview		
Gaza	11.9-75	8.5-53	SMOSH West Lakes			Scotch OC	7.3-45	10.9-69	Prince Alfred OC		
Walkerville	5.8-38	10.8-68	Broadview			Walkerville	6.11-47	7.12-54	SMOSH West Lakes		
Round 4			02-May-15			Round 13			18-Jul-15		
Broadview	4.4-28	18.15-123	Unley Mercedes Jets			Broadview	15.5-95	6.4-40	Gepps Cross		
Gaza	10.13-73	7.4-46	St Peter's OC			St Peter's OC	7.5-47	10.11-71	SMOSH West Lakes		
Modbury	25.13-163	1.4-10	Gepps Cross			Modbury	15.9-99	5.6-36	Scotch OC		
Prince Alfred OC	7.11-53	14.10-94	Scotch OC			Prince Alfred OC	17.9-111	10.7-67	Gaza		
SMOSH West Lakes	17.9-111	7.4-46	Walkerville			Walkerville	5.4-34	17.17-119	Unley Mercedes Jets		
Round 5			09-May-15			Round 14			25-Jul-15		
Gepps Cross	5.5-35	13.5-83	Broadview			St Peter's OC	4.6-30	23.7-145	Prince Alfred OC		
Unley Mercedes Jets	16.20-116	3.1-19	Walkerville			Gepps Cross	5.7-37	9.11-65	Walkerville		
Gaza	6.6-42	13.10-88	Prince Alfred OC			Gaza	4.4-28	13.15-93	Modbury		
Scotch OC	9.10-64	11.9-75	Modbury			Scotch OC	12.16-88	3.5-23	Broadview		
SMOSH West Lakes	5.10-40	5.4-34	St Peter's OC			SMOSH West Lakes	5.2-32	6.12-48	Unley Mercedes Jets		
Round 6			16-May-15			Round 15			01-Aug-15		
Broadview	8.6-54	8.17-65	Scotch OC			Unley Mercedes Jets	13.18-96	2.4-16	Gepps Cross		
Unley Mercedes Jets	20.12-132	9.5-59	SMOSH West Lakes			Gaza	7.9-51	6.8-44	Broadview		
Modbury	13.12-90	9.11-65	Gaza			Modbury	11.15-81	1.1-7	St Peter's OC		
Prince Alfred OC	20.10-130	5.7-37	St Peter's OC			Prince Alfred OC	11.9-75	2.2-14	SMOSH West Lakes		
Walkerville	13.9-87	7.5-47	Gepps Cross			Walkerville	4.2-26	4.3-27	Scotch OC		
Round 7			23-May-15			Round 16			08-Aug-15		
Broadview	5.6-36	15.6-96	Gaza			Broadview	4.14-38	10.14-74	St Peter's OC		
St Peter's OC	7.8-50	7.11-53	Modbury			Gaza	6.9-45	7.10-52	Walkerville		
Gepps Cross	3.3-21	23.11-149	Unley Mercedes Jets			Prince Alfred OC	11.10-76	6.6-42	Modbury		
Scotch OC	9.12-66	4.9-33	Walkerville			Scotch OC	6.3-39	8.15-63	Unley Mercedes Jets		
SMOSH West Lakes	10.4-64	17.7-109	Prince Alfred OC			SMOSH West Lakes	23.22-160	3.3-21	Gepps Cross		
Round 8			30-May-15			Round 17			15-Aug-15		
St Peter's OC	14.15-99	13.3-81	Broadview			Gepps Cross	2.2-14	21.14-140	Scotch OC		
Gepps Cross	6.1-37	19.12-126	SMOSH West Lakes			Unley Mercedes Jets	16.10-106	6.3-39	Gaza		
Unley Mercedes Jets	8.13-61	5.10-40	Scotch OC			Modbury	18.13-121	3.7-25	SMOSH West Lakes		
Modbury	6.8-44	10.3-63	Prince Alfred OC			Prince Alfred OC	17.21-123	2.3-15	Broadview		
Walkerville	13.8-86	10.11-71	Gaza			Walkerville	7.3-45	10.8-68	St Peter's OC		
Round 9			13-Jun-15			Round 18			22-Aug-15		
Broadview	10.3-63	16.10-106	Prince Alfred OC			Broadview	8.9-57	10.8-68	Walkerville		
St Peter's OC	5.10-40	8.7-55	Walkerville			Modbury	15.10-100	9.7-61	Unley Mercedes Jets		
Gaza	8.12-60	17.5-107	Unley Mercedes Jets			Prince Alfred OC	28.19-187	1.2-8	Gepps Cross		
Scotch OC	23.18-156	1.1-7	Gepps Cross			Scotch OC	8.10-58	9.6-60	St Peter's OC		
SMOSH West Lakes	10.10-70	15.5-95	Modbury			SMOSH West Lakes	16.7-103	7.11-53	Gaza		

ELIMINATION FINAL			29-Aug-15		
Scotch OC	13.13-91	5.9-39	SMOSH West Lakes		

2nd SEMI FINAL			5-Sep-15		
Prince Alfred OC	11.8-74	8.5-53	Modbury		

PRELIMINARY FINAL			12-Sep-15		
Modbury	13.15-93	8.3-51	Scotch OC		

GRAND FINAL			19-Sep-15		
Prince Alfred OC	5.9-39	4.10-34	Modbury		

QUALIFYING FINAL			29-Aug-15		
Modbury	13.6-84	8.7-55	Unley Mercedes Jets		

1st SEMI FINAL			5-Sep-15		
Unley Mercedes Jets	6.10-46	9.10-64	Scotch OC		

VILI'S DIVISION 3 RESERVES



A G and P M MARTIN PTY LTD SHIELD

PHOS Camden



Team	P	W	L	D	F	A	%	PTS
PHOS Camden	16	13	2	1	1551	566	73.26	27
Old Ignatians	16	13	3	0	1421	479	74.79	26
Golden Grove	16	12	4	0	1278	757	62.8	24
Athelstone	16	11	5	0	1171	802	59.35	22
Flinders Park	16	10	5	1	1399	626	69.09	21
Pembroke OS	16	5	11	0	882	1365	39.25	10
Plympton	16	4	12	0	757	1487	33.73	8
Mitcham	16	2	14	0	597	1337	30.87	4
Seaton Ramblers	16	1	15	0	368	2005	15.51	2

W H MAIN MEDAL

Mark Langman
Athelstone



Mark	Langman	Athelstone	27
Adam	Peterson	Golden Grove	13
Nicholas	Bentley	Pembroke OS	12
Cory	Selfe	Plympton	11
Benjamin	Dyda	Flinders Park	10
Jonathon	Koutsikas	PHOS Camden	9
William	Papatolis	PHOS Camden	9
Ryan	March	Flinders Park	8
David	Parkins	PHOS Camden	8
Brayden	Shaw	Golden Grove	8
Tom	Alder	Flinders Park	7
Billy	Cameron	PHOS Camden	7
Chad	Comitogianni	Flinders Park	7
Shannon	Lower	Golden Grove	7
Daniel	McCabe	Old Ignatians	7
Daniel	Orlando	Old Ignatians	7
Thomas	Allen	Old Ignatians	6
Andrew	Harris	PHOS Camden	6
Josh	Leane	Old Ignatians	6
Sam	McGill	PHOS Camden	6

LEADING GOAL KICKER TROPHY

Benjamin Dyda
Flinders Park



Benjamin	Dyda	Flinders Park	58
Jeremy	Cini	Old Ignatians	48
Chase	McPeake	Athelstone	35
Dylan	Sykes	Athelstone	32
Lachlan	Barker	Golden Grove	26
Brad	Morris	Golden Grove	26
Brayden	Shaw	Golden Grove	25
Andrew	Harris	PHOS Camden	24
Michael	Papatolis	PHOS Camden	24
Henry	De Poi	Old Ignatians	23
Josh	Leane	Old Ignatians	22
Bryant	Crowley	Old Ignatians	20
Cory	Selfe	Plympton	17
Sam	Williams	PHOS Camden	17
Nicholas	Gaudio	Golden Grove	16
Simon	Treloar	Flinders Park	15
Jackson	Jurisevic	Old Ignatians	14
William	Papatolis	PHOS Camden	14
Zachariah	Polyak	Pembroke OS	14
Jesse	Orlando	Athelstone	13

VILI'S DIVISION 3 RESERVES RESULTS

Round 1			11-Apr-15			Round 10			20-Jun-15		
Golden Grove			Bye			Golden Grove			Bye		
PHOS Camden	26.20-176	3.0-18	Seaton Ramblers			Flinders Park	16.14-110	2.1-13	Mitcham		
Pembroke OS	17.14-116	10.11-71	Plympton			Old Ignatians	15.8-98	4.5-29	Athelstone		
Athelstone	3.3-21	11.6-72	Old Ignatians			Seaton Ramblers	1.3-9	26.20-176	PHOS Camden		
Mitcham	5.4-34	18.16-124	Flinders Park			Plympton	11.11-77	9.9-63	Pembroke OS		
Round 2			18-Apr-15			Round 11			27-Jun-15		
PHOS Camden			Bye			PHOS Camden			Bye		
Flinders Park	7.5-47	10.8-68	Golden Grove			Golden Grove	8.4-52	17.7-109	Flinders Park		
Old Ignatians	12.11-83	7.2-44	Mitcham			Pembroke OS	20.11-131	4.6-30	Seaton Ramblers		
Seaton Ramblers	6.7-43	15.18-108	Pembroke OS			Athelstone	13.17-95	6.4-40	Plympton		
Plympton	6.8-44	7.13-55	Athelstone			Mitcham	4.5-29	13.11-89	Old Ignatians		
Round 3			25-Apr-15			Round 12			04-Jul-15		
Pembroke OS			Bye			Pembroke OS			Bye		
Old Ignatians	10.9-69	7.3-45	Flinders Park			Flinders Park	4.11-35	9.9-63	Old Ignatians		
PHOS Camden	7.7-49	11.7-73	Golden Grove			Golden Grove	6.11-47	9.8-62	PHOS Camden		
Athelstone	16.12-108	4.4-28	Seaton Ramblers			Seaton Ramblers	2.4-16	17.9-111	Athelstone		
Mitcham	9.11-65	13.6-84	Plympton			Plympton	8.7-55	7.11-53	Mitcham		
Round 4			02-May-15			Round 13			11-Jul-15		
Athelstone			Bye			Athelstone			Bye		
Flinders Park	10.14-74	7.6-48	PHOS Camden			PHOS Camden	5.8-38	6.2-38	Flinders Park		
Golden Grove	12.12-84	6.9-45	Pembroke OS			Pembroke OS	5.7-37	12.11-83	Golden Grove		
Seaton Ramblers	5.7-37	12.13-85	Mitcham			Old Ignatians	14.10-94	4.0-24	Plympton		
Plympton	3.2-20	22.10-142	Old Ignatians			Mitcham	7.9-51	4.6-30	Seaton Ramblers		
Round 5			09-May-15			Round 14			18-Jul-15		
Mitcham			Bye			Mitcham			Bye		
Flinders Park	17.22-124	0.6-6	Plympton			PHOS Camden	11.12-78	8.6-54	Pembroke OS		
Pembroke OS	6.1-37	19.10-124	PHOS Camden			Golden Grove	11.12-78	5.5-35	Athelstone		
Old Ignatians	20.12-132	1.2-8	Seaton Ramblers			Seaton Ramblers	3.6-24	22.11-143	Old Ignatians		
Athelstone	9.8-62	9.5-59	Golden Grove			Plympton	5.7-37	15.5-95	Flinders Park		
Round 6			16-May-15			Round 15			25-Jul-15		
Old Ignatians			Bye			Old Ignatians			Bye		
PHOS Camden	14.9-93	6.5-41	Athelstone			Flinders Park	18.5-113	1.4-10	Pembroke OS		
Golden Grove	20.16-136	4.6-30	Mitcham			Athelstone	7.9-51	12.7-79	PHOS Camden		
Pembroke OS	7.4-46	14.14-98	Flinders Park			Plympton	21.12-138	4.1-25	Seaton Ramblers		
Seaton Ramblers	5.13-43	6.6-42	Plympton			Mitcham	5.10-40	7.8-50	Golden Grove		
Round 7			23-May-15			Round 16			01-Aug-15		
Plympton			Bye			Plympton			Bye		
Flinders Park	28.20-188	0.2-2	Seaton Ramblers			PHOS Camden	14.12-96	3.1-19	Mitcham		
Old Ignatians	13.10-88	3.3-21	Golden Grove			Golden Grove	4.6-30	4.5-29	Old Ignatians		
Athelstone	22.13-145	3.1-19	Pembroke OS			Pembroke OS	7.4-46	10.22-82	Athelstone		
Mitcham	1.3-9	10.21-81	PHOS Camden			Seaton Ramblers	3.5-23	16.11-107	Flinders Park		
Round 8			30-May-15			Round 17			08-Aug-15		
Seaton Ramblers			Bye			Seaton Ramblers			Bye		
PHOS Camden	10.6-66	4.5-29	Old Ignatians			Flinders Park	7.4-46	9.16-70	Athelstone		
Golden Grove	16.17-113	7.3-45	Plympton			Old Ignatians	6.4-40	8.8-56	PHOS Camden		
Pembroke OS	9.14-68	5.12-42	Mitcham			Plympton	7.5-47	11.9-75	Golden Grove		
Athelstone	7.5-47	7.4-46	Flinders Park			Mitcham	6.9-45	11.9-75	Pembroke OS		
Round 9			13-Jun-15			Round 18			15-Aug-15		
Flinders Park			Bye			Flinders Park			Bye		
Old Ignatians	20.14-134	2.2-14	Pembroke OS			PHOS Camden	24.15-159	1.0-6	Plympton		
Seaton Ramblers	4.1-25	19.19-133	Golden Grove			Golden Grove	27.14-176	1.1-7	Seaton Ramblers		
Plympton	3.3-21	26.14-170	PHOS Camden			Pembroke OS	2.1-13	17.14-116	Old Ignatians		
Mitcham	1.1-7	17.13-115	Athelstone			Athelstone	16.8-104	5.1-31	Mitcham		

ELIMINATION FINAL			22-Aug-15		
Athelstone	9.7-61	10.8-68	Flinders Park		

QUALIFYING FINAL			22-Aug-15		
Old Ignatians	16.10-106	8.10-58	Golden Grove		

2nd SEMI FINAL			29-Aug-15		
PHOS Camden	10.11-71	6.7-43	Old Ignatians		

1st SEMI FINAL			29-Aug-15		
Golden Grove	11.9-75	10.7-67	Flinders Park		

PRELIMINARY FINAL			5-Sep-15		
Old Ignatians	14.7-90	8.5-53	Golden Grove		

GRAND FINAL			12-Sep-15		
PHOS Camden	4.4-28	3.9-27	Old Ignatians		

JOHN SCHULZ SHIELD

Salisbury



Team	P	W	L	D	F	A	%	PTS
Salisbury	18	18	0	0	1838	509	78.31	32
Hope Valley	18	15	3	0	1994	700	74.02	30
North Haven	18	14	4	0	2040	670	75.28	28
Kenilworth	18	13	5	0	1524	924	62.25	26
Westminster OS	18	9	9	0	1256	1130	52.64	18
Eastern Park	18	7	11	0	1277	1391	47.86	14
Pooraka	18	6	12	0	897	1351	39.9	12
Glenunga	18	4	14	0	734	1816	28.78	8
Hectorville	18	3	15	0	623	1873	24.96	6
Kilburn	18	1	17	0	487	2306	17.44	2

C G TIDEMAN MEDAL

Jed Pfeiffer
Hope Valley



Jed Pfeiffer	Hope Valley	15
Luke Harris	Westminster OS	13
Daniel Delawyer	Kenilworth	10
Russell Veenvliet	Kenilworth	10
Christopher Delawyer	Kenilworth	9
Andrew Edwards	Glenunga	9
Ryan Wood	Salisbury	9
Michael Bivone	Hope Valley	8
Jack Scott	Salisbury	8
Fraser Stewart	North Haven	8
Lyndon Alexander	Glenunga	7
Nathan Corry	North Haven	7
Phillip Cutting	Kilburn	7
Nathan Ellis	North Haven	7
Luke Gil	North Haven	7
Kenneth McConnell	Eastern Park	7
Damon McCulloch	North Haven	7
Luke Scicluna	Glenunga	7
Bradley Brame	North Haven	6
Nicholas Chesser	Kenilworth	6

LEADING GOAL KICKER TROPHY

Daniel McCulloch
North Haven



Damon McCulloch	North Haven	42
Aiden Hinsley	North Haven	41
Steven Caruso	Salisbury	33
Ben Vozzo	Hope Valley	30
James Moran	Hope Valley	29
Bradley Banks	Eastern Park	28
Matthew Finlay	Hope Valley	27
Steven Seery	Eastern Park	25
Josh Mann	Salisbury	24
Luke Morris	Eastern Park	24
Jed Pfeiffer	Hope Valley	23
James Vawser	Kenilworth	23
Samuel Eccleshall	Salisbury	22
Alec Bray	North Haven	22
Nathan Corry	North Haven	21
Samuel Roberts	Kenilworth	21
Mark Karvelis	Glenunga	20
Trent Moody	North Haven	20
Luke Scicluna	Glenunga	19
Hayden Corry	North Haven	19

Round 1				11-Apr-15			
Hectorville	10.11-71	3.6-24	Eastern Park	Kilburn	1.2-8	22.19-151	Salisbury
Westminster OS	4.7-31	25.9-159	North Haven	Eastern Park	24.14-158	6.3-39	Hectorville
Hope Valley	17.13-115	3.6-24	Glenunga	North Haven	12.14-86	3.3-21	Westminster OS
Kenilworth	12.8-80	5.12-42	Pooraka	Pooraka	7.10-52	10.8-68	Kenilworth
Salisbury	19.10-124	3.3-21	Kilburn	Glenunga	5.4-34	23.24-162	Hope Valley
Round 2				18-Apr-15			
Kilburn	7.8-50	7.13-55	Hectorville	Hectorville	9.15-69	4.9-33	Kilburn
Eastern Park	5.2-32	20.18-138	Hope Valley	Westminster OS	15.18-108	2.2-14	Glenunga
North Haven	13.5-83	5.13-43	Kenilworth	Hope Valley	14.14-98	11.6-72	Eastern Park
Pooraka	3.12-30	10.6-66	Salisbury	Kenilworth	7.4-46	15.12-102	North Haven
Glenunga	7.4-46	14.13-97	Westminster OS	Salisbury	17.12-114	1.4-10	Pooraka
Round 3				25-Apr-15			
Hope Valley	27.13-175	0.3-3	Hectorville	Kilburn	7.7-49	12.10-82	Pooraka
Pooraka	16.20-116	5.5-35	Kilburn	Hectorville	2.2-14	27.16-178	Hope Valley
Kenilworth	11.13-79	9.3-57	Glenunga	Eastern Park	14.14-98	10.14-74	Westminster OS
Salisbury	9.12-66	8.3-51	North Haven	North Haven	3.8-26	10.7-67	Salisbury
Westminster OS	9.10-64	6.7-43	Eastern Park	Glenunga	1.2-8	22.22-154	Kenilworth
Round 4				02-May-15			
Kilburn	1.1-7	26.17-173	Hope Valley	Westminster OS	17.11-113	5.7-37	Hectorville
Hectorville	7.7-49	12.12-84	Westminster OS	Hope Valley	25.15-165	1.3-9	Kilburn
Eastern Park	7.12-54	12.13-85	Kenilworth	Pooraka	2.5-17	19.9-123	North Haven
North Haven	15.10-100	1.7-13	Pooraka	Kenilworth	15.8-98	5.3-33	Eastern Park
Glenunga	7.8-50	15.8-98	Salisbury	Salisbury	20.17-137	0.1-1	Glenunga
Round 5				09-May-15			
Kilburn	2.1-13	29.11-185	North Haven	Hectorville	3.3-21	19.21-135	Kenilworth
Westminster OS	2.2-14	18.17-125	Hope Valley	Eastern Park	8.11-59	17.9-111	Salisbury
Pooraka	15.6-96	9.3-57	Glenunga	Hope Valley	11.14-80	4.5-29	Westminster OS
Kenilworth	15.16-106	4.3-27	Hectorville	North Haven	24.11-155	3.2-20	Kilburn
Salisbury	25.18-168	0.0-0	Eastern Park	Glenunga	12.13-85	5.6-36	Pooraka
Round 6				16-May-15			
Hectorville	4.4-28	12.8-80	Salisbury	Kilburn	3.6-24	19.13-127	Westminster OS
Eastern Park	8.8-56	14.12-96	Pooraka	North Haven	19.10-124	3.4-22	Glenunga
Westminster OS	28.14-182	0.1-1	Kilburn	Pooraka	3.4-22	13.11-89	Eastern Park
Hope Valley	19.14-128	5.6-36	Kenilworth	Kenilworth	8.11-59	4.9-33	Hope Valley
Glenunga	4.3-27	29.14-188	North Haven	Salisbury	24.17-161	1.2-8	Hectorville
Round 7				23-May-15			
Kilburn	7.4-46	11.15-81	Glenunga	Hectorville	1.11-17	7.13-55	Pooraka
North Haven	27.19-181	4.2-26	Eastern Park	Eastern Park	2.9-21	7.7-49	North Haven
Pooraka	9.14-68	6.5-41	Hectorville	Westminster OS	4.3-27	5.10-40	Kenilworth
Kenilworth	13.15-93	7.3-45	Westminster OS	Hope Valley	2.3-15	11.17-83	Salisbury
Salisbury	13.13-91	6.4-40	Hope Valley	Glenunga	8.4-52	9.14-68	Kilburn
Round 8				30-May-15			
Hectorville	6.3-39	26.18-174	North Haven	Kilburn	2.1-13	27.13-175	Kenilworth
Eastern Park	21.16-142	2.4-16	Glenunga	North Haven	24.11-155	3.4-22	Hectorville
Westminster OS	7.3-45	15.16-106	Salisbury	Pooraka	7.4-46	14.8-92	Hope Valley
Hope Valley	15.11-101	7.6-48	Pooraka	Salisbury	9.7-61	2.5-17	Westminster OS
Kenilworth	20.7-127	6.9-45	Kilburn	Glenunga	5.6-36	12.11-83	Eastern Park
Round 9				13-Jun-15			
Kilburn	3.4-22	22.14-146	Eastern Park	Hectorville	4.5-29	6.7-43	Glenunga
North Haven	9.7-61	15.8-98	Hope Valley	Eastern Park	21.15-141	3.5-23	Kilburn
Pooraka	7.7-49	13.8-86	Westminster OS	Westminster OS	13.14-92	3.1-19	Pooraka
Salisbury	14.3-87	7.6-48	Kenilworth	Hope Valley	11.12-78	4.14-38	North Haven
Glenunga	12.9-81	7.12-54	Hectorville	Kenilworth	7.10-52	10.7-67	Salisbury

ELIMINATION FINAL				22-Aug-15			
Kenilworth	11.12-78	7.10-52	Westminster OS				

2nd SEMI FINAL				29-Aug-15			
Salisbury	8.8-56	8.7-55	North Haven				

PRELIMINARY FINAL				05-Sep-15			
North Haven	11.16-82	4.5-29	Hope Valley				

GRAND FINAL				12-Sep-15			
Salisbury	7.15-57	4.6-30	North Haven				

QUALIFYING FINAL				22-Aug-15			
Hope Valley	9.9-63	13.17-95	North Haven				

1st SEMI FINAL				29-Aug-15			
Hope Valley	16.16-112	11.7-73	Kenilworth				

A C SAMUEL SHIELD

Colonel Light Gardens



Team	P	W	L	D	F	A	%	PTS
Colonel Light Gardens	18	15	3	0	1656	769	68.29	30
Pulteney	18	14	4	0	1406	855	62.18	28
Rosewater	18	13	5	0	1401	883	61.34	26
CBC Old Collegians	18	13	5	0	1369	971	58.5	26
Elizabeth	18	12	6	0	1602	910	63.77	24
Adelaide Lutheran	18	9	9	0	1161	1173	49.74	18
Para Hills	18	5	13	0	987	1291	43.33	10
Greenacres	18	5	13	0	898	1268	41.46	10
Blackfriars OS	18	3	15	0	789	1695	31.76	6
Woodville South	18	1	17	0	725	2119	25.49	2

G P WILSON MEDAL

LEADING GOAL KICKER TROPHY

Phil Remphrey

CBC Old Collegians



Player	Team	Goals
Phil Remphrey	CBC Old Collegians	18
Trevor Jenke	Adelaide Lutheran	17
Scott Jacobsen	Rosewater	13
Brad Snell	Colonel Light Gardens	12
Brandon Bruin	Greenacres	10
Jonty Brown	Colonel Light Gardens	9
Dwayne Ludwig	Adelaide Lutheran	9
Andrew Tully	Elizabeth	9
Andrew Plunkett	Pulteney	8
Tyler Winton	Pulteney	8
Joel Clarke	Adelaide Lutheran	7
Kurtis Cox	Pulteney	7
Matthew Harrop	Colonel Light Gardens	7
Darren Hill	Blackfriars OS	7
Hayden Lomas	Elizabeth	7
Jamie McCafferty	Elizabeth	7
Paul Tripodi	Pulteney	7
Alan Casey	Elizabeth	6
Ben Clark	Elizabeth	6
Shaun Curtis	Blackfriars OS	6

Ben Primus

CBC Old Collegians



Player	Team	Goals
Ben Primus	CBC Old Collegians	46
Alan Casey	Elizabeth	37
Timothy Day	Colonel Light Gardens	36
Brent Hill	CBC Old Collegians	28
James Johannsen	Pulteney	26
Jamie McCafferty	Elizabeth	25
Brett Norris	Para Hills	25
Jason O'Regan	Woodville South	25
Aaron Byford	Adelaide Lutheran	24
Sean Chambers	Colonel Light Gardens	24
Graham Millwood	Elizabeth	23
Andrew Tully	Elizabeth	22
Jonathan Joy	Pulteney	22
Peter Furber	Elizabeth	21
Nicholas Kumm	Greenacres	21
Darryl Cotter	Elizabeth	20
David Tatkovich	Greenacres	20
Todd Shannon	Rosewater	20
Scott Balchin	Rosewater	20
Caleb Hoklas	Adelaide Lutheran	19

Round 1			10-Apr-15
Woodville South	11.3-69	10.5-65	Adelaide Lutheran
Rosewater	6.20-56	6.6-42	Greenacres
Pulteney	8.14-62	7.7-49	Elizabeth
Colonel Light Gdns	10.14-74	6.4-40	CBC Old Collegians
Blackfriars OS	5.4-34	8.22-70	Para Hills

Round 2			18-Apr-15
Elizabeth	20.6-126	2.7-19	CBC Old Collegians
Greenacres	5.2-32	16.8-104	Pulteney
Colonel Light Gdns	14.7-91	2.3-15	Blackfriars OS
Adelaide Lutheran	8.7-55	14.10-94	Rosewater
Para Hills	14.10-94	12.9-81	Woodville South

Round 3			25-Apr-15
Greenacres	6.9-45	11.8-74	Elizabeth
Rosewater	6.16-52	1.4-10	Para Hills
Woodville South	8.7-55	15.15-105	Colonel Light Gdns
Pulteney	11.9-75	4.4-28	Adelaide Lutheran
Blackfriars OS	4.6-30	14.12-96	CBC Old Collegians

Round 4			02-May-15
Elizabeth	15.11-101	3.6-24	Blackfriars OS
CBC Old Collegians	14.9-93	7.8-50	Woodville South
Colonel Light Gdns	12.15-87	2.7-19	Rosewater
Adelaide Lutheran	7.16-58	5.4-34	Greenacres
Para Hills	4.3-27	15.18-108	Pulteney

Round 5			09-May-15
Elizabeth	10.8-68	9.7-61	Adelaide Lutheran
Pulteney	10.10-70	16.7-103	Colonel Light Gdns
Greenacres	10.11-71	6.8-44	Para Hills
Rosewater	14.15-99	3.8-26	CBC Old Collegians
Woodville South	9.10-64	10.5-65	Blackfriars OS

Round 6			16-May-15
CBC Old Collegians	9.7-61	11.6-72	Pulteney
Woodville South	3.2-20	28.18-186	Elizabeth
Colonel Light Gdns	20.21-141	1.0-6	Greenacres
Blackfriars OS	2.4-16	18.10-118	Rosewater
Para Hills	8.13-61	13.7-85	Adelaide Lutheran

Round 7			23-May-15
Elizabeth	20.12-132	4.5-29	Para Hills
Greenacres	11.8-74	10.11-71	CBC Old Collegians
Rosewater	27.21-183	2.2-14	Woodville South
Pulteney	17.21-123	2.0-12	Blackfriars OS
Adelaide Lutheran	11.9-75	9.11-65	Colonel Light Gdns

Round 8			30-May-15
CBC Old Collegians	15.8-98	7.8-50	Adelaide Lutheran
Rosewater	9.8-62	7.6-48	Elizabeth
Woodville South	7.3-45	18.12-120	Pulteney
Colonel Light Gdns	14.20-104	3.5-23	Para Hills
Blackfriars OS	4.7-31	20.2-122	Greenacres

Round 9			13-Jun-15
Elizabeth	10.11-71	15.9-99	Colonel Light Gdns
Greenacres	21.13-139	7.5-47	Woodville South
Pulteney	9.8-62	6.9-45	Rosewater
Adelaide Lutheran	15.8-98	6.18-54	Blackfriars OS
Para Hills	7.11-53	12.8-80	CBC Old Collegians

Round 10			20-Jun-15
Elizabeth	5.7-37	8.16-64	Pulteney
CBC Old Collegians	14.3-87	8.9-57	Colonel Light Gdns
Greenacres	5.7-37	14.10-94	Rosewater
Adelaide Lutheran	18.13-121	4.9-33	Woodville South
Para Hills	13.22-100	6.8-44	Blackfriars OS

Round 11			27-Jun-15
CBC Old Collegians	11.13-79	10.6-66	Elizabeth
Rosewater	15.3-93	7.13-55	Adelaide Lutheran
Woodville South	6.8-44	20.6-126	Para Hills
Pulteney	14.10-94	7.2-44	Greenacres
Blackfriars OS	5.4-34	19.18-132	Colonel Light Gdns

Round 12			04-Jul-15
Elizabeth	10.10-70	5.6-36	Greenacres
CBC Old Collegians	14.15-99	3.3-21	Blackfriars OS
Colonel Light Gdns	25.15-165	4.2-26	Woodville South
Adelaide Lutheran	15.9-99	6.10-46	Pulteney
Para Hills	9.4-58	11.8-74	Rosewater

Round 13			11-Jul-15
Greenacres	6.9-45	6.14-50	Adelaide Lutheran
Rosewater	5.8-38	10.5-65	Colonel Light Gdns
Woodville South	5.10-40	14.13-97	CBC Old Collegians
Pulteney	8.13-61	4.7-31	Para Hills
Blackfriars OS	12.3-75	16.9-105	Elizabeth

Round 14			18-Jul-15
CBC Old Collegians	11.7-73	7.11-53	Rosewater
Colonel Light Gdns	6.8-44	11.4-70	Pulteney
Blackfriars OS	15.12-102	8.7-55	Woodville South
Adelaide Lutheran	8.13-61	11.8-74	Elizabeth
Para Hills	14.12-96	5.3-33	Greenacres

Round 15			25-Jul-15
Elizabeth	26.11-167	1.3-9	Woodville South
Greenacres	2.1-13	15.22-112	Colonel Light Gdns
Rosewater	16.10-106	12.3-75	Blackfriars OS
Pulteney	4.7-31	11.12-78	CBC Old Collegians
Adelaide Lutheran	6.10-46	6.9-45	Para Hills

Round 16			01-Aug-15
CBC Old Collegians	10.0-60	0.0-0	Greenacres
Woodville South	1.4-10	12.11-83	Rosewater
Colonel Light Gdns	8.16-64	2.12-24	Adelaide Lutheran
Blackfriars OS	3.6-24	9.12-66	Pulteney
Para Hills	7.3-45	7.9-51	Elizabeth

Round 17			08-Aug-15
Elizabeth	18.8-116	7.6-48	Rosewater
Greenacres	8.13-61	11.9-75	Blackfriars OS
Pulteney	21.18-144	2.0-12	Woodville South
Adelaide Lutheran	6.6-42	13.19-97	CBC Old Collegians
Para Hills	6.6-42	11.10-76	Colonel Light Gdns

Round 18			15-Aug-15
CBC Old Collegians	17.13-115	5.3-33	Para Hills
Rosewater	13.6-84	5.4-34	Pulteney
Woodville South	7.9-51	9.10-64	Greenacres
Colonel Light Gdns	11.6-72	8.13-61	Elizabeth
Blackfriars OS	8.10-58	13.10-88	Adelaide Lutheran

ELIMINATION FINAL			22-Aug-15
CBC Old Collegians	19.6-120	7.9-51	Elizabeth

2nd SEMI FINAL			29-Aug-15
Colonel Light Gdns	9.9-63	10.8-68	Pulteney

QUALIFYING FINAL			22-Aug-15
Pulteney	14.7-91	7.4-46	Rosewater

1st SEMI FINAL			29-Aug-15
Rosewater	8.5-53	9.7-61	CBC Old Collegians

PRELIMINARY FINAL			05-Sep-15
Colonel Light Gdns	14.9-93	7.10-52	CBC Old Collegians

GRAND FINAL			12-Sep-15
Pulteney	6.10-46	9.5-59	Colonel Light Gdns

ALEX COOPER SHIELD

Trinity OS



Team	P	W	L	D	F	A	%	PTS
Smithfield	16	15	1	0	1755	621	73.86	30
Brahma Lodge	16	14	2	0	1475	675	68.6	28
Trinity OS	16	13	3	0	1359	593	69.62	26
Ingle Farm	16	9	7	0	1049	1086	49.13	18
Lockleys	16	8	8	0	1462	823	63.98	16
West Croydon	16	6	10	0	1185	1139	50.99	12
Fitzroy	16	4	11	1	1002	1269	44.12	9
Mawson Lakes	16	2	14	0	493	1855	21	4
Central United	16	0	15	1	441	2160	16.96	1

R H ELIX MEDAL

LEADING GOAL KICKER TROPHY

Kurtis Smith Brahma Lodge



Matthew Lehman Brahma Lodge



Kurtis	Smith	Brahma Lodge	26
Joel	Calyun	Smithfield	11
Adam	Gully	Ingle Farm	10
Luke	Nelson	Brahma Lodge	9
Jordan	Smith	Trinity OS	8
Shaun	Webster	Trinity OS	8
Aidan	Burt	Ingle Farm	7
Todd	Sampson	Ingle Farm	7
Ben	Ward	Trinity OS	7
Mathew	Baker	Smithfield	6
Rhys	Dawson	Brahma Lodge	6
Huw	Dodd	West Croydon	6
James	Hughes	Ingle Farm	6
Michael	Olson	Lockleys	6
Matthew	Perry	Trinity OS	6
Andrew	Pounendis	Trinity OS	6
Nathan	Rayner	Fitzroy	6
Sam	Shaw	Smithfield	6
Adam	Williams	Lockleys	6
Ward	Williams	Mawson Lakes	6

Matthew	Lehman	Brahma Lodge	57
Dwayne	Nisbet	Smithfield	50
Luke	Nelson	Brahma Lodge	28
Brian	Ruddley	Brahma Lodge	25
Shawn	Anderson	West Croydon	23
Keegan	Brinkley	Ingle Farm	22
Sam	Shaw	Smithfield	21
Jarrad	Fitzgerald	Lockleys	18
Matthew	Perry	Trinity OS	18
Jamie	Lane	Smithfield	17
Thomas	Krieg	Trinity OS	16
David	Campbell	West Croydon	16
Christopher	Smart	Fitzroy	15
Dylan	Brady	Ingle Farm	15
Blake	Foody	Lockleys	14
Joel	Calyun	Smithfield	14
Steve	Gatis	Lockleys	13
Michael	Olson	Lockleys	13
Justin	Bond	Trinity OS	13
Kane	Stocks	Smithfield	13

Round 1			11-Apr-15
Smithfield			Bye
Brahma Lodge	15.11-101	7.9-51	Ingle Farm
Fitzroy	17.17-119	3.6-24	Mawson Lakes
Lockleys	13.15-93	9.11-65	West Croydon
Central United	1.8-14	30.16-196	Trinity OS
Round 2			18-Apr-15
Mawson Lakes			Bye
West Croydon	17.17-119	4.6-30	Central United
Ingle Farm	9.14-68	8.5-53	Lockleys
Smithfield	13.6-84	6.8-44	Brahma Lodge
Trinity OS	10.6-66	5.4-34	Fitzroy
Round 3			25-Apr-15
Trinity OS			Bye
Fitzroy	11.8-74	9.5-59	West Croydon
Lockleys	4.6-30	11.12-78	Brahma Lodge
Mawson Lakes	4.2-26	21.21-147	Smithfield
Central United	5.8-38	10.10-70	Ingle Farm
Round 4			02-May-15
West Croydon			Bye
Brahma Lodge	19.20-134	2.3-15	Central United
Ingle Farm	12.13-85	8.6-54	Fitzroy
Smithfield	13.9-87	11.9-75	Lockleys
Trinity OS	12.14-86	1.3-9	Mawson Lakes
Round 5			09-May-15
Ingle Farm			Bye
Fitzroy	9.4-58	10.8-68	Brahma Lodge
Mawson Lakes	5.3-33	16.17-113	West Croydon
Central United	0.1-1	28.19-187	Lockleys
Smithfield	4.10-34	8.8-56	Trinity OS
Round 6			16-May-15
Brahma Lodge			Bye
West Croydon	6.5-41	17.11-113	Trinity OS
Lockleys	16.11-107	5.4-34	Fitzroy
Central United	7.3-45	26.14-170	Smithfield
Ingle Farm	14.25-109	4.1-25	Mawson Lakes
Round 7			23-May-15
Lockleys			Bye
Fitzroy	8.11-59	8.11-59	Central United
Mawson Lakes	3.5-23	30.5-185	Brahma Lodge
Smithfield	22.21-153	5.6-36	West Croydon
Trinity OS	11.15-81	3.5-23	Ingle Farm
Round 8			30-May-15
Central United			Bye
Brahma Lodge	11.6-72	5.7-37	Trinity OS
Fitzroy	6.9-45	18.17-125	Smithfield
Lockleys	20.27-147	1.2-8	Mawson Lakes
Ingle Farm	8.10-58	19.9-123	West Croydon
Round 9			13-Jun-15
Fitzroy			Bye
West Croydon	7.11-53	9.9-63	Brahma Lodge
Mawson Lakes	12.15-87	6.7-43	Central United
Smithfield	12.20-92	3.4-22	Ingle Farm
Trinity OS	9.10-64	6.7-43	Lockleys

Round 10			20-Jun-15
Smithfield			Bye
West Croydon	4.5-29	6.11-47	Lockleys
Mawson Lakes	3.4-22	24.17-161	Fitzroy
Ingle Farm	1.9-15	18.11-119	Brahma Lodge
Trinity OS	28.19-187	0.2-2	Central United
Round 11			27-Jun-15
Mawson Lakes			Bye
Brahma Lodge	5.11-41	7.13-55	Smithfield
Fitzroy	11.9-75	11.11-77	Trinity OS
Lockleys	7.10-52	9.8-62	Ingle Farm
Central United	3.1-19	22.19-151	West Croydon
Round 12			04-Jul-15
Trinity OS			Bye
Brahma Lodge	9.12-66	8.8-56	Lockleys
West Croydon	16.16-112	8.9-57	Fitzroy
Ingle Farm	21.22-148	1.7-13	Central United
Smithfield	26.12-168	1.7-13	Mawson Lakes
Round 13			11-Jul-15
West Croydon			Bye
Fitzroy	6.9-45	10.8-68	Ingle Farm
Lockleys	7.12-54	10.6-66	Smithfield
Mawson Lakes	0.3-3	13.10-88	Trinity OS
Central United	2.3-15	19.17-131	Brahma Lodge
Round 14			18-Jul-15
Ingle Farm			Bye
Brahma Lodge	13.16-94	9.6-60	Fitzroy
West Croydon	17.8-110	3.4-22	Mawson Lakes
Lockleys	32.23-215	3.4-22	Central United
Trinity OS	8.7-55	8.11-59	Smithfield
Round 15			25-Jul-15
Brahma Lodge			Bye
Fitzroy	5.5-35	16.12-108	Lockleys
Mawson Lakes	8.8-56	9.11-65	Ingle Farm
Smithfield	23.17-155	4.6-30	Central United
Trinity OS	8.8-56	5.4-34	West Croydon
Round 16			01-Aug-15
Lockleys			Bye
Brahma Lodge	19.18-132	5.3-33	Mawson Lakes
West Croydon	2.3-15	14.22-106	Smithfield
Central United	5.11-41	12.10-82	Fitzroy
Ingle Farm	6.9-45	9.8-62	Trinity OS
Round 17			08-Aug-15
Central United			Bye
West Croydon	10.12-72	16.10-106	Ingle Farm
Mawson Lakes	6.4-40	18.20-128	Lockleys
Smithfield	23.16-154	1.4-10	Fitzroy
Trinity OS	4.13-37	5.8-38	Brahma Lodge
Round 18			15-Aug-15
Fitzroy			Bye
Brahma Lodge	16.13-109	8.5-53	West Croydon
Lockleys	10.7-67	14.14-98	Trinity OS
Central United	8.6-54	9.15-69	Mawson Lakes
Ingle Farm	8.6-54	15.10-100	Smithfield

ELIMINATION FINAL			22-Aug-15
Ingle Farm	14.6-90	12.9-81	Lockleys

QUALIFYING FINAL			22-Aug-15
Brahma Lodge	4.10-34	9.8-62	Trinity OS

2nd SEMI FINAL			29-Aug-15
Smithfield	9.8-62	12.12-84	Trinity OS

1st SEMI FINAL			29-Aug-15
Brahma Lodge	2.6-18	9.10-64	Ingle Farm

PRELIMINARY FINAL			05-Sep-15
Smithfield	9.13-67	12.12-84	Ingle Farm

GRAND FINAL			12-Sep-15
Trinity OS	9.13-67	1.4-10	Ingle Farm

NATIONAL 1 PLUMBING DIVISION 7 RESERVES



D W SAYER SHIELD

North Pines



Team	P	W	L	D	F	A	%	PTS
North Pines	16	15	0	1	2021	581	77.67	31
Houghton Districts	16	12	3	1	1586	767	67.4	25
St Paul's OS	16	9	7	0	996	856	53.78	18
Adelaide University	16	8	8	0	1081	975	52.58	16
Mitchell Park	16	7	9	0	964	1066	47.49	14
Flinders University	16	3	13	0	570	1738	24.7	6
Angle Vale	16	1	15	0	501	1736	22.4	2

F J MONTEN MEDAL

Edward Lindsay North Pines



Edward	Lindsay	North Pines	17
Tri Hung	Nguyen	Adelaide University	15
Tyson	Oswald	Houghton Districts	12
Jason	Dolan	Houghton Districts	11
Christopher	McMichael	Adelaide University	9
Ricky	O'Loughlin	North Pines	9
Daniel	Roberts	St Paul's OS	9
Tyson	Roling	Houghton Districts	8
Michael	Skinner	North Pines	8
Konstantinos	Tripodi	St Paul's OS	8
Theo	Girgolas	St Paul's OS	7
Joshua	Maggs	St Paul's OS	6
Marc	Old	Mitchell Park	6
Matthew	Harrowfield	Houghton Districts	5
Bradley	Moroney	Mitchell Park	5
Brett	Parker	Mitchell Park	5
Robert	Pinkie	North Pines	5
Matthew	Schutz	Adelaide University	5
Cooper	Sharp	North Pines	5
Jason	Waack	Mitchell Park	5

LEADING GOAL KICKER TROPHY

Ricky O'Loughlin North Pines



Ricky	O'Loughlin	North Pines	72
Robert	Allen	Houghton Districts	56
Luther	Wilson	North Pines	27
Michael	Pennycuik	Houghton Districts	26
Callum	Reid	Adelaide University	25
Daniel	Coleman	North Pines	22
Christopher	McMichael	Adelaide University	21
Damien	Wanganeen	North Pines	21
James	Lindsay	Houghton Districts	20
Oscar	Richards	North Pines	17
Alexander	Winters	St Paul's OS	16
Liam	Holland	Houghton Districts	16
David	Wanganeen	North Pines	16
Morgan	Ellingham	Mitchell Park	15
Bradley	Moroney	Mitchell Park	15
Daniel	Roberts	St Paul's OS	14
Jason	Dolan	Houghton Districts	13
Ryan	Heusler	St Paul's OS	12
Marc	Old	Mitchell Park	12
Dylan	Wanganeen	North Pines	12

NATIONAL 1 PLUMBING DIVISION 7 RESERVES RESULTS

Round 1			11-Apr-15
North Pines			Bye
Angle Vale	4.6-30	11.8-74	Flinders University
Houghton Districts	12.10-82	9.11-65	St Paul's OS
Mitchell Park	3.2-20	14.19-103	Adelaide University
Round 2			18-Apr-15
North Pines	24.17-161	4.1-25	Flinders University
Mitchell Park			Bye
Angle Vale	7.7-49	3.13-31	St Paul's OS
Adelaide University	2.0-12	18.16-124	Houghton Districts
Round 3			25-Apr-15
Flinders University			Bye
Houghton Districts	16.19-115	2.4-16	Angle Vale
Mitchell Park	2.7-19	21.12-138	North Pines
St Paul's OS	13.10-88	6.10-46	Adelaide University
Round 4			02-May-15
North Pines	9.9-63	9.9-63	Houghton Districts
Angle Vale			Bye
Flinders University	4.3-27	17.15-117	Adelaide University
St Paul's OS	9.15-69	5.6-36	Mitchell Park
Round 5			09-May-15
Houghton Districts			Bye
Mitchell Park	15.3-93	4.6-30	Angle Vale
Adelaide University	7.7-49	8.3-51	North Pines
St Paul's OS	15.10-100	2.6-18	Flinders University
Round 6			16-May-15
North Pines	16.13-109	7.4-46	St Paul's OS
Mitchell Park			Bye
Angle Vale	3.7-25	20.15-135	Adelaide University
Flinders University	4.4-28	19.13-127	Houghton Districts
Round 7			23-May-15
Angle Vale			Bye
Flinders University	5.6-36	18.20-128	North Pines
Houghton Districts	20.17-137	4.8-32	Mitchell Park
St Paul's OS	8.16-64	6.6-42	Adelaide University
Round 8			30-May-15
Flinders University			Bye
Houghton Districts	6.7-43	17.20-122	North Pines
Adelaide University	10.10-70	7.5-47	Mitchell Park
St Paul's OS	12.14-86	7.6-48	Angle Vale
Round 9			06-Jun-15
North Pines	23.31-169	0.4-4	Angle Vale
Houghton Districts			Bye
St Paul's OS			Bye
Adelaide University			Bye
Mitchell Park	19.14-128	1.3-9	Flinders University
Round 10			13-Jun-15
St Paul's OS			Bye
Angle Vale	8.7-55	8.15-63	Flinders University
Mitchell Park	9.6-60	19.13-127	North Pines
Adelaide University	16.8-104	10.9-69	Houghton Districts

Round 11			20-Jun-15
North Pines			Bye
Angle Vale	8.4-52	26.14-170	Houghton Districts
Adelaide University	13.10-88	6.8-44	Flinders University
Mitchell Park	7.11-53	2.6-18	St Paul's OS
Round 12			27-Jun-15
North Pines	16.17-113	6.3-39	Mitchell Park
St Paul's OS			Bye
Flinders University	10.13-73	8.5-53	Angle Vale
Houghton Districts	10.7-67	3.10-28	Adelaide University
Round 13			04-Jul-15
North Pines	28.6-174	6.7-43	Adelaide University
Houghton Districts			Bye
Angle Vale	4.7-31	15.17-107	Mitchell Park
Flinders University	3.4-22	16.22-118	St Paul's OS
Round 14			11-Jul-15
Mitchell Park			Bye
Houghton Districts	22.10-142	4.3-27	Flinders University
Adelaide University	12.7-79	2.4-16	Angle Vale
St Paul's OS	4.6-30	13.11-89	North Pines
Round 15			18-Jul-15
Angle Vale			Bye
Flinders University	7.3-45	25.14-164	North Pines
Mitchell Park	4.5-29	9.14-68	Houghton Districts
Adelaide University	1.6-12	13.8-86	St Paul's OS
Round 16			25-Jul-15
North Pines	16.16-112	7.2-44	Houghton Districts
Flinders University			Bye
Angle Vale	6.2-38	12.18-90	St Paul's OS
Adelaide University	6.6-42	8.10-58	Mitchell Park
Round 17			01-Aug-15
North Pines	17.24-126	1.5-11	Angle Vale
Mitchell Park	20.10-130	7.8-50	Flinders University
Adelaide University			Bye
Houghton Districts	15.11-101	1.1-7	St Paul's OS
Round 18			08-Aug-15
St Paul's OS	7.5-47	3.9-27	Mitchell Park
North Pines			Bye
Flinders University	2.3-15	16.15-111	Adelaide University
Houghton Districts	22.18-150	3.1-19	Angle Vale
Round 19			15-Aug-15
Adelaide University			Bye
Angle Vale	3.6-24	26.19-175	North Pines
Flinders University	2.2-14	11.20-86	Mitchell Park
St Paul's OS	7.9-51	13.6-84	Houghton Districts


2nd SEMI FINAL			22-Aug-15
North Pines	10.11-71	9.7-61	Houghton Districts

1st SEMI FINAL			22-Aug-15
St Paul's OS	8.9-57	15.7-97	Adelaide University

PRELIMINARY FINAL			29-Aug-15
Houghton Districts	11.13-79	5.11-41	Adelaide University

GRAND FINAL			05-Sep-15
North Pines	13.11-89	2.10-22	Houghton Districts

WAKEFIELD SPORTS CLINIC DIVISION 8 RESERVES



PREMIERSHIP TROPHY

SMOSH West Lakes



Team	P	W	L	D	F	A	%	PTS
Old Ignatians	18	14	4	0	1404	841	62.54	28
Prince Alfred OC	18	14	4	0	1463	881	62.41	28
SMOSH West Lakes	18	12	6	0	1426	835	63.07	24
Payneham NU	18	12	6	0	1511	898	62.72	24
North Haven	18	10	7	1	1343	866	60.8	21
Tea Tree Gully	18	10	8	0	1432	1170	55.03	20
Golden Grove	18	5	12	1	946	1272	42.65	11
Unley Mercedes Jets	18	5	13	0	1033	1520	40.46	10
Modbury	18	5	13	0	1054	1666	38.75	10
Hope Valley	18	2	16	0	442	2045	17.77	4

H V MILLARD MEDAL

Thomas Prest Prince Alfred OC



Thomas	Prest	Prince Alfred OC	21
Gregory	Dempsey	North Haven	17
Elliot	Ben	Old Ignatians	16
Jamie	Battams	Payneham NU	15
Richard	Saunders	North Haven	13
Samuel	Bishop	Old Ignatians	12
Valon	Kafexholli	Tea Tree Gully	12
Matthew	Holloway	Golden Grove	11
James	Koronis	Old Ignatians	10
Nicholas	Pemberton	Prince Alfred OC	10
Alfred	Brown	Prince Alfred OC	9
Jonathan	Mahney	SMOSH West Lakes	9
Michael	Prince	SMOSH West Lakes	9
Paul	Reeves	Tea Tree Gully	9
Tim	Zegarac	North Haven	8
David	Aston	Payneham NU	7
Todd	Davies	Modbury	7
Michael	Ford	Payneham NU	7
Andrew	Jackson	Old Ignatians	7
James	Kollias	Payneham NU	7

LEADING GOAL KICKER TROPHY

Scot Tyndall Prince Alfred OC



Scot	Tyndall	Prince Alfred OC	47
Andrew	Morran	North Haven	46
Leigh	Forrest	North Haven	43
Samuel	Bishop	Old Ignatians	42
Gary	Hodge	Modbury	36
Robert	Plummer	Payneham NU	36
Bradley	Weidenhofer	Prince Alfred OC	36
Paolo	Emanuele	Old Ignatians	31
Paul	Reeves	Tea Tree Gully	29
Tom	Javor	Payneham NU	27
Kym	Gray	Golden Grove	26
Steven	Smith	Unley Mercedes Jets	25
Con	Lelos	SMOSH West Lakes	23
Wade	Matthews	SMOSH West Lakes	23
Luke	Rackebrant	SMOSH West Lakes	23
Damian	Pontt	Tea Tree Gully	22
Elliot	Ben	Old Ignatians	22
Simon	Howlett	Payneham NU	21
Jamie	Klose	Tea Tree Gully	20
Dalton	Masterson	Modbury	20



WAKEFIELD SPORTS CLINIC DIVISION 8 RESERVES RESULTS

Round 1				11-Apr-15			
Old Ignatians	20.16-136	3.2-20	Tea Tree Gully	Golden Grove	2.6-18	5.7-37	20-Jun-15
North Haven	7.10-52	8.5-53	Unley Mercedes Jets	Hope Valley	1.14-20	19.18-132	Prince Alfred OC
Modbury	16.15-111	5.5-35	Hope Valley	Unley Mercedes Jets	6.9-45	10.13-73	Modbury
Prince Alfred OC	18.15-123	6.5-41	Golden Grove	Payneham NU	8.13-61	4.9-33	North Haven
SMOSH West Lakes	10.8-68	11.3-69	Payneham NU	Tea Tree Gully	10.4-64	15.8-98	SMOSH West Lakes
Round 2				18-Apr-15			
Golden Grove	8.7-55	13.10-88	Modbury	Old Ignatians	25.12-162	1.4-10	27-Jun-15
Hope Valley	4.5-29	8.13-61	Old Ignatians	North Haven	10.6-66	11.4-70	Hope Valley
Unley Mercedes Jets	9.13-67	8.11-59	Prince Alfred OC	Modbury	13.10-88	12.9-81	Payneham NU
Payneham NU	8.12-60	7.7-49	North Haven	Prince Alfred OC	12.11-83	7.10-52	Golden Grove
Tea Tree Gully	7.4-46	9.9-63	SMOSH West Lakes	SMOSH West Lakes	5.8-38	14.14-98	Unley Mercedes Jets
Round 3				25-Apr-15			
Golden Grove	5.6-36	9.5-59	Hope Valley	Round 11			04-Jul-15
North Haven	10.12-72	3.11-29	Tea Tree Gully	Hope Valley	4.6-30	14.18-102	Golden Grove
Modbury	16.9-105	5.6-36	Unley Mercedes Jets	Old Ignatians	8.9-57	5.1-31	SMOSH West Lakes
Prince Alfred OC	13.6-84	10.6-66	Payneham NU	Unley Mercedes Jets	20.14-134	5.6-36	Modbury
SMOSH West Lakes	8.9-57	4.12-36	Old Ignatians	Payneham NU	10.5-65	14.7-91	Prince Alfred OC
Round 4				02-May-15			
Tea Tree Gully	12.6-78	12.8-80	Prince Alfred OC	Tea Tree Gully	18.17-125	9.5-59	North Haven
Hope Valley	5.4-34	23.14-152	SMOSH West Lakes	Round 12			11-Jul-15
Old Ignatians	10.8-68	4.5-29	North Haven	Golden Grove	6.16-52	6.5-41	Unley Mercedes Jets
Unley Mercedes Jets	9.10-64	9.12-66	Golden Grove	North Haven	9.10-64	4.4-28	Old Ignatians
Payneham NU	17.17-119	9.12-66	Modbury	Modbury	5.10-40	9.17-71	Payneham NU
Round 5				09-May-15			
Golden Grove	3.6-24	9.11-65	Payneham NU	Prince Alfred OC	14.20-104	6.8-44	Tea Tree Gully
Hope Valley	10.17-77	8.4-52	Unley Mercedes Jets	SMOSH West Lakes	6.6-42	10.6-66	Hope Valley
North Haven	4.9-33	9.3-57	SMOSH West Lakes	Round 13			18-Jul-15
Modbury	8.6-54	17.12-114	Tea Tree Gully	Old Ignatians	7.6-48	14.4-88	Prince Alfred OC
Prince Alfred OC	12.4-76	7.5-47	Old Ignatians	Unley Mercedes Jets	26.24-180	4.3-27	Hope Valley
Round 6				16-May-15			
Old Ignatians	21.9-135	9.5-59	Modbury	Payneham NU	5.7-37	6.8-44	Golden Grove
North Haven	14.10-94	5.4-34	Hope Valley	Unley Mercedes Jets	14.20-104	6.8-44	Modbury
Payneham NU	18.15-123	7.5-47	Unley Mercedes Jets	SMOSH West Lakes	6.6-42	10.6-66	North Haven
Tea Tree Gully	11.7-73	16.7-103	Golden Grove	Round 14			25-Jul-15
SMOSH West Lakes	15.16-106	2.10-22	Prince Alfred OC	Old Ignatians	11.6-72	11.10-76	Tea Tree Gully
Round 7				23-May-15			
Modbury	9.4-58	12.10-82	SMOSH West Lakes	Hope Valley	1.3-9	16.23-119	North Haven
Golden Grove	10.6-66	12.7-79	Old Ignatians	Unley Mercedes Jets	3.4-22	21.12-138	Payneham NU
Hope Valley	0.8-8	25.13-163	Payneham NU	Modbury	7.4-46	10.12-72	Old Ignatians
Unley Mercedes Jets	12.16-88	7.7-49	Tea Tree Gully	Prince Alfred OC	12.9-81	6.9-45	SMOSH West Lakes
Prince Alfred OC	12.11-83	10.8-68	North Haven	Round 15			01-Aug-15
Round 8				30-May-15			
Old Ignatians	14.8-92	5.3-33	Unley Mercedes Jets	Old Ignatians	6.3-39	3.5-23	Golden Grove
North Haven	16.7-103	3.5-23	Modbury	North Haven	7.8-50	5.4-34	Prince Alfred OC
Prince Alfred OC	14.22-106	2.4-16	Hope Valley	Payneham NU	17.20-122	1.1-7	Hope Valley
Tea Tree Gully	3.3-21	19.9-123	Payneham NU	Tea Tree Gully	14.16-100	1.1-7	Unley Mercedes Jets
SMOSH West Lakes	11.18-84	3.8-26	Golden Grove	SMOSH West Lakes	14.20-104	5.2-32	Modbury
Round 9				13-Jun-15			
Golden Grove	11.5-71	11.5-71	North Haven	Round 16			08-Aug-15
Hope Valley	4.2-26	30.14-194	Tea Tree Gully	Modbury	2.6-18	23.19-157	North Haven
Unley Mercedes Jets	6.10-46	16.8-104	SMOSH West Lakes	Golden Grove	7.7-49	15.10-100	SMOSH West Lakes
Modbury	6.12-48	9.8-62	Prince Alfred OC	Hope Valley	0.5-5	19.25-139	Prince Alfred OC
Payneham NU	10.4-64	10.15-75	Old Ignatians	Unley Mercedes Jets	7.3-45	12.12-84	Old Ignatians
				Round 17			
				Payneham NU 9.4-58 10.6-66			
				Round 18			
				Old Ignatians 13.9-87 5.7-37			
				North Haven 17.16-118 2.5-17			
				Prince Alfred OC 29.8-182 1.0-6			
				Tea Tree Gully 17.18-120 2.4-16			
				SMOSH West Lakes 31.14-200 3.3-21			
				Unley Mercedes Jets			

ELIMINATION FINAL

Payneham NU 9.9-63 7.11-53 North Haven

2nd SEMI FINAL

Old Ignatians 6.10-46 9.6-60 SMOSH West Lakes

PRELIMINARY FINAL

Old Ignatians 3.11-29 5.7-37 Prince Alfred OC

GRAND FINAL

SMOSH West Lakes 7.11-53 6.3-39 Prince Alfred OC

QUALIFYING FINAL

Prince Alfred OC 10.6-66 9.18-72 SMOSH West Lakes

1st SEMI FINAL

Prince Alfred OC 22.15-147 3.1-19 Payneham NU

PREMIERSHIP TROPHY

Goodwood Saints



Team	P	W	L	D	F	A	%	PTS
Adelaide University	18	16	2	0	1545	674	69.63	32
Goodwood Saints	18	15	3	0	1558	749	67.53	30
Athelstone	18	12	6	0	1457	809	64.3	24
Henley	18	12	6	0	1375	910	60.18	24
Rostrevor OC	18	12	6	0	1238	831	59.84	24
Sacred Heart OC	18	9	9	0	1006	1090	48	18
Broadview	18	6	12	0	907	1565	36.69	12
Walkerville	18	4	14	0	717	1421	33.54	8
St Peter's OC	18	3	15	0	712	1191	37.41	6
Port District	18	1	17	0	605	1640	26.95	2

P A COLLINS MEDAL

LEADING GOAL KICKER TROPHY

Matt Sauer
Rostrevor OC



Nick O'Connell
Goodwood Saints



Matt	Sauer	Rostrevor OC	29
Callum	Rohde	Adelaide University	26
Brett	Dobson	Henley	25
Todd	Ruch	Athelstone	15
Jason	Fleming	Goodwood Saints	13
Matthew	Martin	Walkerville	13
Kevin	Hopper	Athelstone	12
Dane	Sommers	Goodwood Saints	11
Malcolm	Grossmann	Athelstone	10
Nathan	Hallion	Adelaide University	10

Nick	O'Connell	Goodwood Saints	43
Brenton	Meier	Adelaide University	37
Malcolm	Grossmann	Athelstone	36
Adam	Waldon	Athelstone	36
Shane	Stone	Henley	33
Joel	Chapman	Henley	32
Brett	Monks	Goodwood Saints	27
Camron-Jay	Lane	Adelaide University	25
Nick	De Laat	Athelstone	25
Matt	Allen	St Peter's OC	23

ELIMINATION FINAL				05-Sep-15
	Henley	10.4-64	6.7-43	Rostrevor OC
2nd SEMI FINAL				12-Sep-15
	Adelaide University	9.15-69	4.1-25	Goodwood Saints
PRELIMINARY FINAL				19-Sep-15
	Goodwood Saints	8.6-54	6.5-41	Henley

QUALIFYING FINAL				05-Sep-15
	Goodwood Saints	12.10-82	5.5-35	Athelstone
1st SEMI FINAL				12-Sep-15
	Athelstone	10.10-70	11.6-72	Henley
GRAND FINAL				26-Sep-15
	Adelaide University	4.5-29	12.10-82	Goodwood Saints

PREMIERSHIP TROPHY

Prince Alfred OC



Team	P	W	L	D	F	A	%	PTS
Flinders Park	18	16	2	0	1738	731	70.39	32
Prince Alfred OC	18	15	3	0	1411	605	69.99	30
Pembroke OS	18	15	3	0	1204	706	63.04	30
Adelaide University	18	11	7	0	1191	839	58.67	22
Gepps Cross	18	7	11	0	966	1277	43.07	14
Portland	18	6	12	0	818	1222	40.1	12
Salisbury	18	7	11	0	925	1154	44.49	10
Salisbury North	18	8	10	0	931	745	55.55	8
Plympton	18	3	15	0	681	1179	36.61	6
Gaza	18	2	16	0	550	1477	27.13	4

J A BURCHELL MEDAL

LEADING GOAL KICKER TROPHY

Timothy Rosenberg
Gepps Cross



Player	Team	Goals
Timothy Rosenberg	Gepps Cross	25
Charles Comerford	Prince Alfred OC	19
Adam Hobba	Flinders Park	17
Travis Russo	Salisbury	13
Shannon Wanganeen	Salisbury North	13
Oliver Winter	Pembroke OS	13
Bradley Christie	Flinders Park	10
Alexander Bate	Adelaide University	9
Jerome Payne	Gepps Cross	9
Ilias Thoma	Plympton	9

Bradley Christie
Flinders Park



Player	Team	Goals
Bradley Christie	Flinders Park	56
Matthew Berkholst	Gepps Cross	50
Matt Hobba	Flinders Park	49
Thomas Jenkinson	Pembroke OS	31
Robert Harley	Salisbury North	25
Adam Barnes	Salisbury North	23
Peter Clayer	Pembroke OS	21
Braden Collins	Adelaide University	18
Adam Hobba	Flinders Park	18
Harry Bilyk	Prince Alfred OC	16

ELIMINATION FINAL 29-Aug-15

Adelaide University 11.15-81 4.3-27 Gepps Cross

2nd SEMI FINAL 05-Sep-15

Flinders Park 10.5-65 14.11-95 Prince Alfred OC

PRELIMINARY FINAL 12-Sep-15

Flinders Park 9.6-60 6.5-41 Adelaide University

QUALIFYING FINAL 29-Aug-15

Prince Alfred OC 13.8-86 7.4-46 Pembroke OS

1st SEMI FINAL 05-Sep-15

Pembroke OS 8.7-55 8.10-58 Adelaide University

GRAND FINAL 12-Sep-15

Prince Alfred OC 7.5-47 5.6-36 Flinders Park

PREMIERSHIP TROPHY

PHOS Camden



Team	P	W	L	D	F	A	%	PTS
Scotch OC	16	15	1	1540	534	74.25	30	28
PHOS Camden	16	12	4	1548	621	71.37	24	24
Adelaide University	16	12	4	1315	701	65.23	24	20
Kenilworth	16	11	5	1129	759	59.8	22	18
Mitcham	16	10	6	1272	771	62.26	20	16
Elizabeth	16	9	7	1123	972	53.6	18	14
Adelaide Lutheran	16	6	10	727	1344	35.1	12	10
Colonel Light Gardens	16	5	11	868	978	47.02	10	8
Seaton Ramblers	16	5	11	656	871	42.96	10	6
Trinity OS	16	3	13	849	1152	42.43	6	
Woodville South	16	0	16	161	1885	7.87	0	

R B LAMBERT MEDAL

Adam Williams
Scotch OC



Name	Team	Points
Adam Williams	Scotch OC	30
Dennis Shanahan	Kenilworth	13
Michael Gilmour	Kenilworth	11
Joshua Farmer	Mitcham	10
William Porter	Scotch OC	10
Ross Bament	Adelaide Lutheran	9
Steven Webster	Mitcham	9
Josh Drewett	Trinity OS	8
Sam Nicholls	Scotch OC	8
Michael Pudney	Elizabeth	8

LEADING GOAL KICKER TROPHY

Thomas Freeman
Scotch OC
Nicholas Haniotis
Mitcham



Name	Team	Points
Thomas Freeman	Scotch OC	31
Nicholas Haniotis	Mitcham	31
Steven Webster	Mitcham	30
Adrian Howard	Adelaide University	28
Peter Malinauskas	Adelaide University	28
Daniel Kreig	PHOS Camden	24
Mark Vawser	Elizabeth	22
Sam Nicholls	Scotch OC	21
Harry White	Scotch OC	21
Bodie Sims	Elizabeth	20

ELIMINATION FINAL
Kenilworth 5.6-36 10.11-71 Mitcham

2nd SEMI FINAL
Scotch OC 5.13-43 8.4-52 PHOS Camden

PRELIMINARY FINAL
Scotch OC 13.17-95 7.3-45 Adelaide University

QUALIFYING FINAL
PHOS Camden 11.6-72 6.4-40 Adelaide University

1st SEMI FINAL
Adelaide University 13.8-86 6.7-43 Mitcham

GRAND FINAL
PHOS Camden 6.8-44 5.5-35 Scotch OC

PREMIERSHIP TROPHY

Modbury




Team	P	W	L	D	F	A	%	PTS
Pulteney	18	18	0	0	2223	334	86.94	36
CBC Old Collegians	18	13	5	0	1519	944	61.67	26
Modbury	18	12	6	0	1315	724	64.49	24
Para Hills	18	12	6	0	1289	868	59.76	24
Lockleys	18	10	8	0	1319	938	58.44	20
Rosewater	18	8	10	0	919	1111	45.27	16
Hectorville	18	7	11	0	897	1419	38.73	14
Brahma Lodge	18	6	12	0	854	1417	37.6	12
Ingle Farm	18	3	15	0	649	1459	30.79	6
Pooraka	18	1	17	0	473	1703	21.74	2

H D NAYLOR MEDAL

LEADING GOAL KICKER TROPHY

Jesse Whinnen
Pulteney



Jesse Whinnen
Pulteney



Jesse	Whinnen	Pulteney	18
John	Palmer	CBC Old Collegians	15
Jaseton	Heath	Lockleys	14
Alex	Wood	Modbury	13
Christopher	Dickie	Lockleys	11
Mark	Baryczka	Rosewater	10
Gary	Heath	Para Hills	10
Dylan	Rogers	Brahma Lodge	10
Chase	Parker	CBC Old Collegians	9
Alex	Forbes	Pulteney	8

Jesse	Whinnen	Pulteney	93
John	Palmer	CBC Old Collegians	50
Joe	Anderson	Hectorville	30
Anastaci	Karatassos	Pulteney	28
Dale	Campaign	Modbury	27
Steven	O'Rielly	Lockleys	26
Matt	Barmby	Pulteney	24
Josh	McKenna	Para Hills	23
David	Braham	Lockleys	22
Todd	Shannon	Rosewater	22

ELIMINATION FINAL

Para Hills 7.11-53 2.9-21 Lockleys

2nd SEMI FINAL

Pulteney 14.10-94 5.6-36 Modbury

PRELIMINARY FINAL

Modbury 11.4-70 8.7-55 Para Hills

QUALIFYING FINAL

CBC Old Collegians 5.8-38 8.7-55 Modbury

1st SEMI FINAL

CBC Old Collegians 7.13-55 8.8-56 Para Hills

GRAND FINAL

Pulteney 5.8-38 8.9-57 Modbury

PREMIERSHIP TROPHY

Kilburn



Team	P	W	L	D	F	A	%	PTS
Kilburn	9	9	0	0	857	79	91.56	18
Salisbury	9	6	3	0	640	299	68.16	12
Goodwood Saints	9	3	6	0	175	600	22.58	6
Kenilworth	9	0	9	0	85	779	9.84	0

MARIE LITTLE OAM MEDAL



Shane Smith
Salisbury
Christopher McQueen
Kilburn



Shane	Smith	Salisbury	11
Christopher	McQueen	Kilburn	11
Michael	Aghan	Kilburn	8
Andrew	Doecke	Salisbury	8
Sean	Flintoff	Kilburn	8
Anthony	Landolfi	Salisbury	7
Adam	Hamilton	Salisbury	5
Steven	McCudden	Kilburn	5
Aron	Baker	Kilburn	5



Dual Marie Little OAM Medal winners, Shane Smith of Salisbury (left) and Christopher McQueen of Kilburn (right)

2nd SEMI FINAL

Kilburn 13.9-87 2.6-18 Salisbury

PRELIMINARY FINAL

Salisbury 12.11-83 4.3-27 Goodwood Saints

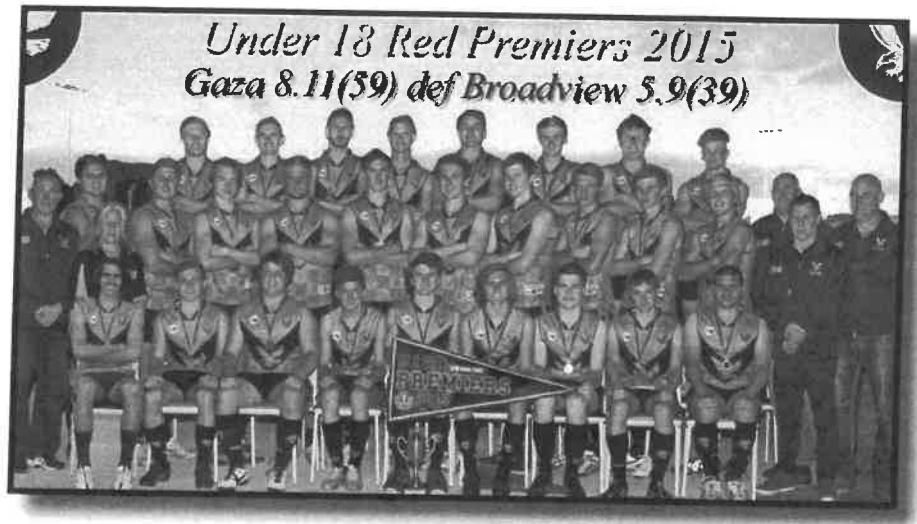
1st SEMI FINAL

Goodwood Saints 10.12-72 0.1-1 Kenilworth

GRAND FINAL

Kilburn 6.7-43 5.3-33 Salisbury

PREMIERSHIP TROPHY



Team	P	W	L	D	F	A	%	PTS
Gepps Cross	18	16	1	1	1846	746	71.22	33
Gaza	18	15	2	1	1680	763	68.77	31
Mitcham	18	12	6	0	1465	952	60.61	24
Broadview	18	12	6	0	1402	1049	57.2	24
Woodville South	18	11	7	0	1331	1126	54.17	22
Fitzroy	18	10	8	0	1254	1018	55.19	20
Portland	18	6	12	0	958	1361	41.31	12
Salisbury	18	5	13	0	757	1040	42.13	6
Hope Valley	18	2	16	0	782	1594	32.91	4
Eastern Park	18	0	18	0	483	2069	18.93	0

D A TOTHILL MEDAL

LEADING GOAL KICKER TROPHY

Benjamin Beioley
Gaza



Benjamin Beioley
Gaza



Benjamin	Beioley	Gaza	PTS
Dylan	Cranwell	Portland	25
Hayden	Harrison	Gepps Cross	19
David	Aldred	Gepps Cross	16
Jake	McCulloch	Woodville South	15
Dylan	Veprek	Gepps Cross	14
Anthony	Pigliacelli	Fitzroy	13
Brayden	Lauder	Gaza	11
Jayden	Wait	Portland	11
Jackson	Thompson	Salisbury	10

Benjamin	Beioley	Gaza	PTS
Samuel	Walker	Mitcham	54
Joshua	Pelentsov	Gepps Cross	43
Thomas	Ahern	Broadview	43
Lachlan	Carmichael	Fitzroy	34
Anthony	Pigliacelli	Fitzroy	30
David	Aldred	Gepps Cross	29
Hayden	Harrison	Gepps Cross	28
Mario	Casazza	Woodville South	26
Jayden	Horsnell	Hope Valley	25

ELIMINATION FINAL

Broadview 14.5-89 5.9-39 Woodville South

2nd SEMI FINAL

Gepps Cross 6.9-45 7.6-48 Gaza

PRELIMINARY FINAL

Gepps Cross 6.4-40 11.14-80 Broadview

QUALIFYING FINAL

Gaza 7.9-51 5.11-41 Mitcham

1st SEMI FINAL

Mitcham 9.12-66 10.9-69 Broadview

GRAND FINAL

Gaza 8.11-59 5.9-39 Broadview

PREMIERSHIP TROPHY

Payneham NU



Team	P	W	L	D	F	A	%	PTS
Payneham NU	16	14	2	0	1256	690	64.54	28
Goodwood Saints	16	12	4	0	1101	757	59.26	24
Golden Grove	16	10	6	0	1066	854	55.52	20
Flinders Park	16	9	7	0	942	842	52.8	18
Sacred Heart OC	16	8	8	0	817	825	49.76	16
Tea Tree Gully	16	7	9	0	814	879	48.08	14
Henley	16	5	11	0	755	1207	38.48	10
Port District	16	4	12	0	769	1023	42.91	8
Modbury	16	3	13	0	722	1105	39.52	6

H J MUTTON MEDAL

William Giessauf
Tea Tree Gully



Player	Team	Points
William Giessauf	Tea Tree Gully	12
Jack McKay	Sacred Heart OC	12
Strato Agorastos	Payneham NU	11
Bek Garner	Goodwood Saints	11
Anthony Jenkinson	Flinders Park	11
Lachlan Merrylees	Golden Grove	11
Brayden Shaw	Golden Grove	11
Ryan North	Payneham NU	10
Adam Coe	Flinders Park	8
Chad Comitogianni	Flinders Park	8

LEADING GOAL KICKER TROPHY

Bradley Shaw
Golden Grove



Player	Team	Goals
Brayden Shaw	Golden Grove	53
Strato Agorastos	Payneham NU	31
Luke Paparella	Sacred Heart OC	25
Thomas Reichstein	Henley	24
Ryan North	Payneham NU	22
Luke Mitchell	Modbury	21
Henry Clarke	Goodwood Saints	21
Anthony Jenkinson	Flinders Park	21
Jack McKay	Sacred Heart OC	18
Benjamin Allevi	Goodwood Saints	18

ELIMINATION FINAL

Flinders Park 10.13-73 6.6-42 Sacred Heart OC

2nd SEMI FINAL

Payneham NU 14.10-94 7.4-46 Goodwood Saints

PRELIMINARY FINAL

Goodwood Saints 7.12-54 6.8-44 Flinders Park

QUALIFYING FINAL

Goodwood Saints 12.12-84 8.6-54 Golden Grove

1st SEMI FINAL

Golden Grove 12.5-77 12.10-82 Flinders Park

GRAND FINAL

Payneham NU 6.9-45 5.13-43 Goodwood Saints

2015 Awards and Achievements

- Cheryl Cates Award For Volunteer Of The Year: Julie Wells
- Club Of The Year Award: Morphettville Park
- Open Women's Carmel Laube Medal (Player's Player): Brooke Copeland, Greenacres
- Open Women's Pitman Medal (Rookie Of The Year): Jamilla Hull, Adelaide University
- Open Women's Amos & Clarke Medal (Junior Development Award): Chloe Scheer, Modbury



John Kernahan presenting Emma Sampson with the 2015 Dutchke Medal



Cheryl Cates Volunteer of the Year - Julie Wells



Carmel Laube Medal winner Brooke Copeland



Mulvihill Medal winner Brittany Perry presented by Catherine Mulvihill



Rell Smith Medal winner Chloe Scheer presented by Narelle Smith

MILESTONE GAME AWARDS

100 GAME MILESTONE

- Megan Wilsdon, Adelaide University
- Bronwyn Davey, Greenacres
- Sarah Underdown, Morphettville Park
- Emma Sampson, West Adelaide

150 GAME MILESTONE

- Julie Power, Adelaide University
- Kaily Buchalka, Morphettville Park
- Courtney Cramey, Morphettville Park
- Kirsty Degabriele, West Adelaide

300 GAME MILESTONE

- Tiffany Lee, Adelaide University

Premiers & Medallists

Division	Premier	Medal	Winner	Club
OWD1	Morphettville Park	Dutchke Medal	Emma Sampson	West Adelaide
OWD2	Adelaide University	Mulvihill Medal	Brittany Perry	Angle Vale
U18	Salisbury	Rell Smith Medal	Chloe Scheer	Modbury

Leading Goalkickers

Div	Winner	Club	Goals
OWD1	Emma Sampson	West Adelaide	50
OWD2	Lesley Burrows	Angle Vale	59
U18	Chelsea Salvemini	Angle Vale	24



DIVISION UNDER 15 GIRLS

PREMIERSHIP TROPHY

Salisbury



Team	P	W	L	D	F	A	%	PTS
Salisbury	9	9	0	0	931	133	87.5	18
Morphettville Park	9	5	4	0	383	316	54.79	10
Hope Valley	9	3	6	0	355	665	34.8	6
Modbury	9	1	8	0	258	753	25.52	2



Knockout Cup Final Best on Ground
Kimberley Fry of Salisbury



The 2015 SAWFL Under 15 Girls competition season was played over nine rounds and culminated in a Round Robin Tournament involving all four teams, with the top two teams making it through to a final match.


1v2	19-Jun-15				3v4	19-Jun-15			
Salisbury	3.3-21	2.3-15	Morphettville Park		Hope Valley	0.6-6	5.3-33	Modbury	
1v3	19-Jun-15				2v4	19-Jun-15			
Salisbury	13.6-84	1.2-8	Hope Valley		Morphettville Park	7.9-51	0.0-0	Modbury	
1v4	19-Jun-15				2v3	19-Jun-15			
Salisbury	6.12-48	1.3-9	Modbury		Morphettville Park	10.3-63	0.0-0	Hope Valley	
KNOCKOUT CUP GRAND FINAL					19-Jun-15				
Salisbury		4.5-29	2.3-15		Morphettville Park				

DIVISION UNDER 18 GIRLS



PREMIERSHIP TROPHY

Salisbury



Team	P	W	L	D	F	A	%	PTS
Salisbury	9	8	1	0	956	296	76.36	16
Morphettville Park	9	8	1	0	726	307	70.28	16
Modbury	9	4	5	0	518	499	50.93	8
Angle Vale	9	4	5	0	580	650	47.15	8
Port Adelaide	9	1	8	0	200	808	19.84	2
Greenacres	5	0	5	0	0	0	0	0

RELL SMITH MEDAL

LEADING GOAL KICKER TROPHY

Chloe Scheer Modbury



Chelsea Salvemini Angle Vale



Chloe	Scheer	Modbury	19	Chelsea	Salvemini	Angle Vale	24
Shae	Gundlach	Salisbury	9	Chloe	Scheer	Modbury	21
Ruby	Allan	Angle Vale	8	Brianna	Walling	Morphettville Park	21
Ebony	Marinoff	Morphettville Park	7	Laura	Millar	Salisbury	18
Laura	Millar	Salisbury	6	Ebony	Marinoff	Morphettville Park	17
Sarah	Milham	Morphettville Park	6	Tammara	Jones	Salisbury	16
Brianna	Walling	Morphettville Park	5	Taylah	Eastwood	Morphettville Park	15
Hannah	Pavlovich	Salisbury	5	Rhianna	Millman	Angle Vale	14
Noelle	Rababi	Salisbury	4	Kyesha	Christensen	Salisbury	12

1st SEMI FINAL

26-Jun-15

Modbury 11.22-88 9.8-62 Angle Vale

2nd SEMI FINAL

26-Jun-15

Salisbury 8.11-59 5.7-37 Morphettville Park

PRELIMINARY FINAL

03-Jul-15

Morphettville Park 14.7-91 3.8-26 Modbury

GRAND FINAL

10-Jul-15

Salisbury 9.15-69 8.11-59 Morphettville Park



OPEN WOMEN'S DIVISION 2 RESULTS

Round 1 25-Apr-15

Western Suburbs Hawks			Bye
Morphettville Park	8.7-55	0.0-0	Port Adelaide
Adelaide University	10.6-66	2.1-13	Angle Vale

Round 2 02-May-15

Western Suburbs Hawks	0.0-0	27.24-186	Angle Vale
Morphettville Park			Bye
Port Adelaide	0.0-0	23.16-154	Adelaide University

Round 3 08-May-15

Adelaide University	14.11-95	0.2-2	Morphettville Park
Angle Vale			Bye
Port Adelaide	12.9-81	5.1-31	Western Suburbs Hawks

Round 4 23-May-15

Angle Vale	11.20-86	1.1-7	Morphettville Park
Port Adelaide			Bye
Western Suburbs Hawks	0.0-0	17.24-126	Adelaide University

Round 5 30-May-15

Angle Vale	17.23-125	1.0-6	Port Adelaide
Adelaide University			Bye
Morphettville Park	18.12-120	1.4-10	Western Suburbs Hawks

Round 6 13-Jun-15

Western Suburbs Hawks			Bye
Port Adelaide	12.4-76	6.9-45	Morphettville Park
Adelaide University	5.1-31	5.7-37	Angle Vale

Round 7 20-Jun-15

Angle Vale	25.20-170	0.1-1	Western Suburbs Hawks
Morphettville Park			Bye
Adelaide University	15.7-97	0.0-0	Port Adelaide

Round 8 27-Jun-15

Angle Vale			Bye
Port Adelaide	13.11-89	2.0-12	Western Suburbs Hawks
Morphettville Park	4.0-24	11.12-78	Adelaide University

Round 9 04-Jul-15

Western Suburbs Hawks	1.0-6	27.19-181	Adelaide University
Port Adelaide			Bye
Morphettville Park	0.0-0	20.10-130	Angle Vale

Round 10 12-Jul-15

Adelaide University			Bye
Port Adelaide			Angle Vale
Western Suburbs Hawks	2.0-12	14.14-98	Morphettville Park

Round 11 25-Jul-15

Angle Vale	5.10-40	1.2-8	Adelaide University
Western Suburbs Hawks	1.1-7	17.9-111	Morphettville Park

Round 12 01-Aug-15

Western Suburbs Hawks	0.0-0	22.28-160	Angle Vale
Morphettville Park	4.2-26	14.7-91	Adelaide University

Round 13 09-Aug-15

Adelaide University	8.1-49	2.3-15	Morphettville Park
Angle Vale	26.18-174	1.0-6	Western Suburbs Hawks

Round 14 15-Aug-15

Angle Vale	14.13-97	2.2-14	Morphettville Park
Adelaide University	16.7-103	1.1-7	Western Suburbs Hawks

Round 15 23-Aug-15

Morphettville Park	14.12-96	1.2-8	Western Suburbs Hawks
Adelaide University	3.3-21	7.8-50	Angle Vale

1st SEMI FINAL		29-Aug-15	
Angle Vale	3.2-20	4.7-31	Adelaide University

2nd SEMI FINAL		30-Aug-15	
Morphettville Park	11.10-76	2.0-12	Western Suburbs Hawks

PRELIMINARY FINAL		5-Sep-15	
Angle Vale	8.16-64	1.1-7	Morphettville Park

GRAND FINAL		13-Sep-15	
Adelaide University	4.7-31	4.6-30	Angle Vale

OPEN WOMEN'S DIVISION 2



PREMIERSHIP TROPHY

Adelaide University

**THE
BLACKS**



A.U.F.C.



Team	P	W	L	D	F	A	%	PTS
Angle Vale	13	12	1	0	1328	160	89.25	24
Adelaide University	13	10	3	0	1100	220	83.33	20
Morphettville Park	13	5	8	0	613	739	45.34	10
Port Adelaide	8	3	5	0	252	519	32.68	6
Western Suburbs Hawks	13	0	13	0	100	1695	5.57	0

MULVIHILL MEDAL

Brittany Perry Angle Vale



Player	Team	Goals
Brittany Perry	Angle Vale	21
Sarah Ellis	Angle Vale	15
Jamilla Hull	Adelaide University	12
Sammie Allan	Morphettville Park	9
Nicola Burns	Adelaide University	7
Tashara Wilson	Port Adelaide	7
Aajiah Jericho	Morphettville Park	6
Courtney Jensen	Angle Vale	6
Julie Power	Adelaide University	6
Margaret Varcoe	Angle Vale	6
Tiffany Lee	Adelaide University	6
Ashleigh Vaskelainen	Western Suburbs Hawks	5
Brianna Walling	Morphettville Park	4
Cassandra Tsoumbri	Adelaide University	4
Jessica Schulz	Adelaide University	4
Lesley Burrows	Angle Vale	4
Aishlin Killeen	Angle Vale	3
Cara Green	Morphettville Park	3
Carrie Tucker	Adelaide University	3
Kirsty Butler	Angle Vale	3

LEADING GOAL KICKER TROPHY

Lesley Burrows Angle Vale



Player	Team	Goals
Lesley Burrows	Angle Vale	59
Fiona Clancey	Adelaide University	56
Tiffany Lee	Adelaide University	34
Aishlin Killeen	Angle Vale	23
Tania Franklin	Angle Vale	21
Rhianna Millman	Angle Vale	15
Alex Armstrong	Morphettville Park	15
Julie Power	Adelaide University	14
Brittany Perry	Angle Vale	13
Casey Galbraith	Morphettville Park	13
Tanasha Mellors	Port Adelaide	10
Chantell Bandtock	Angle Vale	9
Kaily Buchalka	Morphettville Park	8
Nicola Burns	Adelaide University	8
Courtney Jensen	Angle Vale	8
Jamilla Hull	Adelaide University	8
Maddie Willis	Port Adelaide	8
Jolande Winson	Morphettville Park	8
Jo Roberts	Angle Vale	7
Jessica Schulz	Adelaide University	6



OPEN WOMEN'S DIVISION 1 RESULTS

Round 1 24-Apr-15

Greenacres	14.11-95	1.0-6	Ingle Farm
Salisbury	8.13-61	1.3-9	Modbury
Morphettville Park	6.11-47	7.7-49	West Adelaide

Round 2 3-May-15

West Adelaide	14.11-95	3.1-19	Greenacres
Ingle Farm			Salisbury
Morphettville Park	9.8-62	1.2-8	Modbury

Round 3 09-May-15

Greenacres	3.1-19	6.8-44	Morphettville Park
Modbury	7.15-57	0.3-3	Ingle Farm
Salisbury	5.5-35	11.14-80	West Adelaide

Round 4 23-May-15

Greenacres	12.10-82	1.7-13	Salisbury
West Adelaide	11.9-75	5.6-36	Modbury
Ingle Farm	0.0-0	13.13-91	Morphettville Park

Round 5 30-May-15

Modbury	2.5-17	8.11-59	Greenacres
West Adelaide	19.15-129	0.0-0	Ingle Farm
Morphettville Park	15.8-98	1.3-9	Salisbury

Round 6 13-Jun-15

Salisbury	6.6-42	3.3-21	Modbury
West Adelaide	3.1-19	8.5-53	Morphettville Park
Greenacres	16.13-109	1.3-9	Ingle Farm

Round 7 20-Jun-15

Salisbury	19.13-127	0.2-2	Ingle Farm
Modbury	1.3-9	12.10-82	Morphettville Park
Greenacres	0.8-8	9.7-61	West Adelaide

Round 8 28-Jun-15

West Adelaide	16.11-107	1.0-6	Salisbury
Morphettville Park	7.10-52	1.6-12	Greenacres
Ingle Farm	6.2-38	6.6-42	Modbury

Round 9 04-Jul-15

Modbury	1.0-6	26.4-160	West Adelaide
Greenacres	8.7-55	5.5-35	Salisbury
Morphettville Park	16.14-110	0.1-1	Ingle Farm

Round 10 11-Jul-15

Greenacres	6.8-44	2.4-16	Modbury
Salisbury	1.0-6	9.7-61	Morphettville Park
Ingle Farm	1.5-11	14.7-91	West Adelaide

Round 11 25-Jul-15

Modbury	2.7-19	4.9-33	Salisbury
Morphettville Park	3.6-24	6.6-42	West Adelaide
Ingle Farm	1.1-7	15.14-104	Greenacres

Round 12 01-Aug-15

Modbury	1.3-9	6.6-42	Morphettville Park
West Adelaide	4.5-29	3.7-25	Greenacres
Ingle Farm	6.4-40	5.12-42	Salisbury

Round 13 08-Aug-15

Greenacres	7.3-45	2.9-21	Morphettville Park
Salisbury	2.3-15	9.10-64	West Adelaide
Modbury	14.12-96	5.7-37	Ingle Farm

Round 14 16-Aug-15

Salisbury	1.2-8	11.14-80	Greenacres
West Adelaide	9.8-62	2.2-14	Modbury
Morphettville Park	17.15-117	2.2-14	Ingle Farm

Round 15 22-Aug-15

Modbury	3.2-20	7.8-50	Greenacres
Morphettville Park	13.17-95	2.3-15	Salisbury
Ingle Farm	1.2-8	23.8-146	West Adelaide

1st SEMI FINAL		28-Aug-15	
West Adelaide	7.5-47	6.4-40	Morphettville Park

2nd SEMI FINAL		28-Aug-15	
Greenacres	16.15-111	1.3-9	Salisbury

PRELIMINARY FINAL		06-Sep-15	
Morphettville Park	6.9-45	3.4-22	Greenacres

GRAND FINAL		13-Sep-15	
West Adelaide	4.3-27	9.3-57	Morphettville Park

OPEN WOMEN'S DIVISION 1



PREMIERSHIP TROPHY

Morphettville Park



Team	P	W	L	D	F	A	%	PTS
West Adelaide	15	14	1	0	1209	307	79.75	28
Morphettville Park	15	12	3	0	999	257	79.54	24
Greenacres	15	10	5	0	806	433	65.05	20
Salisbury	15	5	10	0	447	813	35.48	10
Modbury	15	3	12	0	379	850	30.84	6

DUTSCHKE MEDAL

GLAZBROOK MEDAL (Leading Goalkicker)

Emma Sampson

West Adelaide



Emma	Sampson	West Adelaide	17
Jessica	Sedunary	Greenacres	15
Chloe	Scheer	Modbury	14
Marinet	Morgan	Greenacres	13
Danielle	Stewart	Modbury	12
Angela	Moritz	Morphettville Park	11
Kirsty	Degabriele	West Adelaide	10
Shae	Gundlach	Salisbury	10
Courtney	Cramey	Morphettville Park	9
Georgia	Bevan	Morphettville Park	9
Deni	Varnhagen	Morphettville Park	8
Ebony	Marinoff	Morphettville Park	8
Eliza	Oates	West Adelaide	8
Anne	Hatchard	Ingle Farm	7
Leah	Tynan	Greenacres	7
Molly	Nichols-Pavy	West Adelaide	7
Tayla	Gordon	Morphettville Park	7
Kathryn	Reynolds	West Adelaide	6
Lisa	Kennedy	West Adelaide	6
Melissa	Wilson	Greenacres	6

Emma Sampson

West Adelaide



Emma	Sampson	West Adelaide	50
Tayla	Gordon	Morphettville Park	45
Kirsty	Degabriele	West Adelaide	25
Chloe	Scheer	Modbury	23
Teena	Leicester	Greenacres	20
Caitlyn	Swanson	Morphettville Park	17
Lisa	Miceli	West Adelaide	16
Rachael	Killian	West Adelaide	16
Taylah	Eastwood	Morphettville Park	15
Lauren	Daniel	West Adelaide	15
Kathryn	Reynolds	West Adelaide	14
Melissa	Wilson	Greenacres	14
Rebekah	Wanganeen	Ingle Farm	12
Courtney	Cramey	Morphettville Park	11
Tara	Mcdermott	West Adelaide	10
Jenna	Maloney	Greenacres	9
Michele	Reid	Greenacres	9
Ashleigh Jade	Woodland	Salisbury	9
Katelyn	Wilson	West Adelaide	8
Sarah	Masiero	West Adelaide	8