

# DIVISION 1



The fluctuating fortunes of clubs in the SAAFL was never more clearly highlighted than in 1997 when three of the top four sides from the previous year failed to make the finals. '96 premiers Adelaide Uni started well but the strain of injuries to key players saw it win only 6 of its last 13 matches. '96 Grand Finalist Edwardstown suffered a dizzying fall to narrowly avoid relegation, while Preliminary Finalist Kilburn had its moments but finished with only 8 wins. It was left to '96 Semi Finalist Goodwood Saints to go on with the job and how they responded!

Tea Tree Gully and Port District had seasons they'd rather forget, but promoted Athelstone performed creditably winning 10 matches and proving themselves competitive against all teams.

Clearly the surprise package on the positive side was PHOS Camden, up from Division 2. At the halfway mark of the season they were top of the table with an 8-1 record and finished minor premiers with 14-3-1. Several imports from other clubs and the experienced Robbie McKinnon from West Adelaide had given the team the talent it needed to take the big step up to Divy 1 footy. Not far behind was Goodwood who went from 3-3 after round 6, to 14-4 at the end of the minor round winning their last 8 matches on the trot and hungry for its first ever Grand Final in Division 1.

The dark horse was Broadview who had finished seventh in '96 and looked headed for a similar result in '97 with a 3-5 start, only to shift up a gear and go into the finals in third position with a 12-6 record. The other finalist was Henley Greek who improved one spot over 1996 and who had some big wins at their home ground.

In the first semi, the Tigers led at every change and kicked 4 goals to nil in the last quarter to record a very comfortable victory over the Sharks, and many were saying that whoever beat Broadview would go top. The second semi was won by PHOS Camden in the first half when they went to a 5-goal lead which was sufficient to withstand a fighting second half by the Saints. At this stage it looked like a Tigers-Phantoms Grand Final, but the Saints came out on a rainy day at Prospect to match it with the Tigers in a hard-fought match with the scores level at three-quarters time. A brilliant last quarter saw the Saints victorious and then very nervous (officials as well as players) as they contemplated their first Division 1 Grand Final.

**TEAM OF THE YEAR**

*as selected by Les Davoren and Terry Homan*

**Backs**



Peter M' Carty  
(Goodwood Saints)



Pieter Spencer  
(Athelstone)



Barry Buckskin  
(Broadview)



Ben Whelan  
(P.H.O.S. Camden)



Rob Perugini  
(P.H.O.S. Camden)



Daniel Flesfader  
(Kilburn)

**Rucks**



Evan Arnold  
(Adelaide University)



Phil Dawkins  
(Henley Greek)



Paul Kemp  
(Broadview)

**Interch.**



Brenton Honor  
(Goodwood Saints)

**Coach**

The Grand Final was a tough affair as the lead continually changed, but a 6 goals to 4 third quarter by the Phantoms gave them a 13-point lead at three-quarter time, and with the benefit of the week's rest behind them, it seemed that PHOS would join the elite minority who had won a Div 1 flag the year after promotion from Div 2. Unfortunately for them, however, the Saints had other ideas, and outscored their opponents by 3 goals in the last to win by 7 points.

Congratulations then to Goodwood in winning a flag in its first appearance in a Div 1 Grand Final after so many years, but also to PHOS Camden in performing so remarkably in its first year of Div 1 footy (and the only high-school connected club to play in a Div 1 Grand Final).

(Footnote: Goodwood lost the Second Semi. So did Pooraka (Div 2), Scotch O.C. (Div 3), Goodwood, Pooraka, Scotch and Salisbury West all went top - yet again raising doubts about playing in a Grand Final after a week off).



# D1 PREMIERS Sir George Murray Shield GOODWOOD SAINTS



*Back Row:* C. Nelson (Secretary), D. Reu (Bar Manager), M. Noblett (Opp/Stats), C. Dewhirst, J. Wakelin, B. Harris, S. Matchett, C. Ottens, D. Wakelin, S. Stapleton, T. Betts, L. Mulvihill, J. Goodes, D. Baker (Fitness/Ruck Coach)

*Middle Row:* J. Laver (Trainer), H. Ellenbroek (Head Trainer), D. King (Masseur), D. Pipicella, S. Hughes, P. Cox, K. Brkic, D. Shaughnessy, W. Jones, M. Scanlon, N. O'Connell, D. Cox, A. Forrest, K. Cotter (Life Member), D. Fitzpatrick (Masseur), D. Kitto (Runner/Football Director)

*Front Row:* K. Welker (Trainer), M. Gill (Trainer), B. Grose (Manager), M. Cocks, P. M<sup>c</sup> Carty, M. Simmons, M. Kerin (V. Captain), C. Slee (Captain), B. Honor (Coach), D. Ashcroft (V. Captain), P. Page (Ass Coach), S. Kroehn, J. Lane, C. Scott (President), R. Carson (Training Manager), M. Hill (Treasurer)

## D1 RESULTS

### 19.4.97

Adelaide University	28.20	Edwardstown	14.6
P.H.O.S. Camden	31.19	Port District	8.8
Kilburn	16.11	Broadview	11.10
Henley Greek	20.14	Tea Tree Gully	7.16
Athelstone	14.22	Goodwood Saints	9.5

### 26.4.97

Kilburn	17.10	Edwardstown	14.8
Port District	18.11	Tea Tree Gully	8.7
Adelaide University	18.7	Broadview	13.14
Goodwood Saints	18.8	Henley Greek	14.11
P.H.O.S. Camden	23.19	Athelstone	12.3

### 3.5.97

Adelaide University	15.14	Athelstone	8.9
P.H.O.S. Camden	22.13	Goodwood Saints	10.13
Broadview	24.20	Port District	3.7
Henley Greek	13.12	Kilburn	9.10
Edwardstown	10.5	Tea Tree Gully	9.9

### 10.5.97

P.H.O.S. Camden	21.12	Edwardstown	9.13
Broadview	12.11	Tea Tree Gully	6.6
Henley Greek	18.15	Adelaide University	9.16
Goodwood Saints	17.15	Kilburn	16.10
Athelstone	15.16	Port District	13.4

### 17.5.97

Adelaide University	19.13	Goodwood Saints	16.14
P.H.O.S. Camden	17.16	Broadview	10.11
Henley Greek	11.12	Edwardstown	11.8
Kilburn	20.14	Port District	14.13
Athelstone	21.9	Tea Tree Gully	14.12

### 24.5.97

Port District	19.9	Adelaide University	
	16.14		
Broadview	23.13	Edwardstown	10.12
P.H.O.S. Camden	24.17	Henley Greek	4.11
Goodwood Saints	20.8	Tea Tree Gully	12.16
Athelstone	20.13	Kilburn	19.11

### 31.5.97

Adelaide University	21.16	Tea Tree Gully	8.12
Edwardstown	26.9	Port District	10.9
Kilburn	16.18	P.H.O.S. Camden	11.14
Goodwood Saints	14.4	Broadview	13.6
Athelstone	16.12	Henley Greek	14.17

### 14.6.97

P.H.O.S. Camden	22.13	Tea Tree Gully	7.7
Kilburn	17.15	Adelaide University	10.7
Henley Greek	16.13	Broadview	11.10
Goodwood Saints	21.17	Port District	12.3
Edwardstown	14.5	Athelstone	8.11

**21.6.97**

P.H.O.S. Camden	17.15	Adelaide University	16.10
Goodwood Saints	15.14	Edwardstown	9.14
Henley Greek	30.19	Port District	9.6
Kilburn	18.5	Tea Tree Gully	12.14
Broadview	16.13	Athelstone	12.14

**28.6.97**

Adelaide University	12.15	Edwardstown	9.12
P.H.O.S. Camden	17.12	Port District	5.12
Broadview	14.17	Kilburn	11.8
Henley Greek	20.14	Tea Tree Gully	5.5
Athelstone	17.14	Goodwood Saints	7.10

**5.7.97**

Broadview	12.23	Adelaide University	13.11
P.H.O.S. Camden	14.19	Athelstone	10.10
Edwardstown	22.10	Kilburn	17.15
Tea Tree Gully	15.13	Port District	12.5
Goodwood Saints	16.6	Henley Greek	11.13

**12.7.97**

Tea Tree Gully	10.11	Edwardstown	6.15
Broadview	17.15	Port District	7.5
Henley Greek	18.19	Kilburn	14.11
Goodwood Saints	21.12	P.H.O.S. Camden	16.14
Adelaide University	19.13	Athelstone	13.14

**19.7.97**

Adelaide University	12.14	Henley Greek	10.15
P.H.O.S. Camden	13.8	Edwardstown	12.14
Athelstone	12.16	Port District	10.10
Goodwood Saints	14.19	Kilburn	10.9
Broadview	21.14	Tea Tree Gully	10.4

**26.7.97**

Kilburn	16.24	Port District	14.6
Broadview	15.19	P.H.O.S. Camden	11.7
Henley Greek	22.23	Edwardstown	5.11
Goodwood Saints	21.16	Adelaide University	16.12
Athelstone	24.13	Tea Tree Gully	12.8

**2.8.97**

Port District	14.15	Adelaide University	13.15
P.H.O.S. Camden	14.11	Henley Greek	12.15
Broadview	23.12	Edwardstown	12.9
Athelstone	15.13	Kilburn	6.22
Goodwood Saints	20.21	Tea Tree Gully	7.6

**9.8.97**

P.H.O.S. Camden	19.12	Kilburn	7.10
Edwardstown	19.14	Port District	7.13
Adelaide University	13.6	Tea Tree Gully	10.11
Henley Greek	16.17	Athelstone	13.8
Goodwood Saints	13.12	Broadview	11.10

**16.8.97**

Adelaide University	22.11	Kilburn	20.9
Athelstone	27.16	Edwardstown	7.14
Goodwood Saints	19.13	Port District	11.19
P.H.O.S. Camden	14.19	Tea Tree Gully	4.13
Broadview	15.7	Henley Greek	8.11

**23.8.97**

P.H.O.S. Camden	13.13	Adelaide University	12.12
Kilburn	21.7	Tea Tree Gully	14.9
Henley Greek	23.31	Port District	6.7
Goodwood Saints	16.14	Edwardstown	3.11
Broadview	15.12	Athelstone	9.10

### D1 PREMIERSHIP TABLE

(As at the End of the Minor Round)

CLUB	GAMES	W	L	D	FOR	AGST	POINTS	%
P.H.O.S. Camden	18	14	3	1	2167	1351	29	61.60
Goodwood Saints	18	14	4	0	1943	1614	28	54.62
Broadview	18	12	6	0	1893	1403	24	57.43
Henley Greek	18	11	7	0	1973	1467	22	57.35
Adelaide University	18	10	8	0	1930	1749	20	52.46
Athelstone	18	10	8	0	1819	1683	20	51.94
Kilburn	18	8	10	0	1839	1866	16	49.64
Edwardstown	18	5	12	1	1462	1983	11	42.44
Port District	18	3	15	0	1314	2338	6	35.98
Tea Tree Gully	18	2	16	0	1198	2084	4	36.50

**D1 FINALS RESULTS***1st Semi Final...30.8.97*

<b>Broadview</b>	4.1	Henley Greek	2.3
	8.5		4.6
	10.8		9.7
	14.14		9.9

*2nd Semi Final...6.9.97*

<b>P.H.O.S. Camden</b>	4.1	Goodwood Saints	3.3
	8.2		3.4
	9.3		5.9
	9.7		5.10

*Preliminary Final...13.9.97*

<b>Goodwood Saints</b>	4.3	Broadview	3.5
	6.6		5.7
	8.9		8.9
	11.12		8.13

*GRAND FINAL...20.9.97*

<b>*Goodwood Saints *</b>	1.2	P.H.O.S. Camden	3.0
	4.5		4.2
	8.5		10.6
	11.9		10.8

**GRADE D1**  
**(ERIC PFITZNER MEMORIAL MEDAL)**  
**DANIEL L FLESFADER - Kilburn**

**ADELAIDE UNIVERSITY**

S. Tamke	8
J. May	6
C. Pascoe	6
S. Dixon	5
R. Moten	4
E. Arnold	4
W. Granger	3
W. Chapman	3
T. Ford	2
B. Harrity	2
M. Wallace	1
J. Llewellyn	1
G. Smith	1
C. Bryson	1
<b>TOTAL</b>	<b><u>77</u></b>

**ATHELSTONE**

P. Spencer	10
R. Collins	8
L. Russell	7
T. Kerwood	3
S. Johnson	3
S. Dobie	3
P. Zootjens	3
L. Taverner	3
F. Renfrey	3
D. Renfrey	3
A. Webber	3
M. Kemp	2
J. Hossen	2
J. Bentley	1
<b>TOTAL</b>	<b><u>54</u></b>

**BROADVIEW**

C. Lambert	12
P. Kemp	9
M. Poole	9
M. Box	6
J. Salisbury	5
S. Huppertz	4
S. Ward	3
M. Jones	3
D. Grantham	3
C. Molloy	3
T. Dicker	2
R. Boyle	2
D. Nicholson	2
J. Kernahan	1
C. Pastro	1
B. Wigney	1
<b>TOTAL</b>	<b><u>66</u></b>

**EDWARDSTOWN**

R. Harrison	11
M. Silvy	8
R. Prosperi-Porter	5
P. Kermod	5
B. Coxon	3
A. Creek	3
T. Mesecke	2
S. Stevens	2
G. Lovelock	2
M. Young	1
<b>TOTAL</b>	<b><u>42</u></b>



**GOODWOOD SAINTS**

P. Page	14
C. Dewhurst	10
D. Ashcroft	7
C. Slee	7
J. Goodes	6
T. Noonan	5
B. Harris	5
P. Cox	3
D. Wakelin	3
A. Forrest	3
C. Ottens	2
P. M <sup>c</sup> Carty	1
L. Mulvihill	1
J. Wakelin	1
D. Shaughnessy	1
D. Picicella	1
<b>TOTAL</b>	<b><u>70</u></b>

**HENLEY GREEK**

M. Wormald	13
A. Engelhardt	12
C. Rooney	7
S. Visser	5
D. Green	4
A. Horsnell	4
T. Schultz	3
S. Whitehouse	3
S. Stone	3
A. Butterfield	3
P. Dawkins	2
D. Argoon	2
S. Harris	1
R. Lukosius	1
P. Chapman	1
C. Jones	1
<b>TOTAL</b>	<b><u>65</u></b>

**KILBURN**

D. Flesfader	18
J. Rack	8
S. Moore	5
J. Downs	4
G. Lauder	4
S. Mazey	3
G. Russell	3
A. Roe	1
<b>TOTAL</b>	<b><u>46</u></b>

**PHOS CAMDEN**

R. Perugini	16
C. Bensch	15
R. M <sup>c</sup> Kinnon	9
D. Bailey	6
C. Naish	5
R. Jolly	4
A. Nolan	4
M. Whitford	3
G. Wright	3
D. Rosman	3
D. Kennedy	2
M. Mellor	1
D. Williams	1
D. Hicks	1
D. Chappill	1
B. Coutts	1
<b>TOTAL</b>	<b><u>75</u></b>

**PORT DISTRICT**

D. Angove	14
C. M <sup>c</sup> Lachlan	6
R. Waters	5
B. Power	5
S. Smith	2
A. Felici	2
<b>TOTAL</b>	<b><u>34</u></b>

**TEA TREE GULLY**

G. Mount	5
D. Wicks	5
M. Wilkinson	4
A. Gordon	3
P. Pisani	2
P. Martin	2
K. Nicholls	2
K. Baker	1
<b>TOTAL</b>	<b><u>24</u></b>

**D1 LEADING GOALKICKER  
(CHARLES IRVINE MEMORIAL TROPHY)**

**EVAN M ARNOLD - 79 GOALS  
Adelaide University**



**ADELAIDE UNIVERSITY**

E. Arnold	79
B. Harrity	33
T. Ford	31

**ATHELSTONE**

L. Taverner	42
A. Webber	29
M. Kemp	26

**BROADVIEW**

M. Jones	40
M. Kemp	40
J. Kernahan	34

**EDWARDSTOWN**

M. Young	32
P. Mills	26
T. Mesecke	25

**GOODWOOD SAINTS**

J. Goodes	68
S. Kroehn	28
P. Page	28

**HENLEY GREEK**

S. Visser	57
A. Engelhardt	36
S. Whitehouse	34

**KILBURN**

K. Spirou	49
S. Mazey	37
G. Lauder	35

**PORT DISTRICT**

A. Felice	21
A. Biglands	19
J. Broadbent	17

**PHOS CAMDEN**

G. Wright	66
R. Jolly	49
M. Whitford	33

**TEA TREE GULLY**

S. Eves	31
P. Martin	16
K. Baker	11

# DIVISION 1 RESERVE



The 1997 D1 Reserve season was highlighted by a great win in the grand final by the Athelstone Football Club. The year started with the traditionally strong clubs Henley Greek, Port District and Broadview expected to dominate the competition. As the season progressed it became clear that these sides were not going to have all their own way.

Both Henley Greek and Adelaide University started the season well, with University winning ten successive games from round 3 to 12 and spending most of the season in the top two. Broadview, Athelstone and P.H.O.S. Camden were determined to fight it out for the remaining two positions in the four. As the end of the minor round drew near it became obvious that this fight was going to come down to the very last round of matches. In round 18 the season for the three sides hung in the balance. P.H.O.S. Camden needed to beat top placed Adelaide University, while Broadview needed to get past third placed Athelstone at Athelstone. The results went P.H.O.S. Camden and Athelstone way and consequently Broadview finished fifth. As a result of Adelaide University's loss Henley Greek secured the minor premiership with Adelaide University second, Athelstone third and P.H.O.S. Camden fourth.

The finals series began with a very exciting first semi final in difficult conditions with Athelstone showing great spirit to come from behind last in the last quarter to end P.H.O.S. Camden's season. The next week saw Adelaide University and Henley Greek clash in the second semi with Henley Greek grabbing an early lead and holding that lead for the rest of the day to progress straight into the grand final. Athelstone and Adelaide University faced each other the following week in the preliminary final after an even first quarter Athelstone kicked away to a significant lead, which Adelaide University were unable to peg back. Athelstone ran out comfortable winners while Adelaide University were left to ponder two straight final losses.

In the grand final Athelstone completely out played a disappointing Henley Greek to have control of the game all day and take out the 1997 D1 Reserve Premiership in outstanding fashion after finishing third in the minor round.



## D1 RESERVE PREMIERS Pearson Cup ATHELSTONE



*Back Row:* P. Chigwidden, C. Whenan, T. Jones, D. Harris, D. Love, B. Nankerville, J. Chigwidden  
*Middle Row:* M. Centofanti, C. Walker, G. Hepworth, P. Butchart, J. Tomaselli, A. Williams, S. Jones, J. Cini, M. Gruetner  
*Front Row:* G. Davis, M. Parkin, C. Stock (Vice Captain), D. Piro (Coach), M. Duffield (Captain), A. Roberts, S. M<sup>c</sup> Namara

### D1 RESERVE RESULTS

#### 19.4.97

Adelaide University	18.20	Edwardstown	6.6
Port District	10.13	P.H.O.S. Camden	10.6
Broadview	17.15	Kilburn	1.6
Henley Greek	13.6	Tea Tree Gully	9.10
Athelstone	15.13	Goodwood Saints	5.10

#### 26.4.97

Edwardstown	12.10	Kilburn	11.6
Port District	12.13	Tea Tree Gully	12.13
Broadview	9.11	Adelaide University	9.10
Henley Greek	18.6	Goodwood Saints	6.6
P.H.O.S. Camden	19.15	Athelstone	8.5

#### 3.5.97

Adelaide University	17.12	Athelstone	12.6
Goodwood Saints	13.7	P.H.O.S. Camden	10.9
Broadview	17.18	Port District	11.1
Henley Greek	19.13	Kilburn	8.4
Tea Tree Gully	21.10	Edwardstown	9.8

#### 10.5.97

P.H.O.S. Camden	11.11	Edwardstown	5.8
Broadview	14.11	Tea Tree Gully	8.1
Adelaide University	14.14	Henley Greek	7.6
Goodwood Saints	13.14	Kilburn	9.4
Athelstone	11.15	Port District	10.5

#### 17.5.97

Adelaide University	17.14	Goodwood Saints	6.9
P.H.O.S. Camden	7.7	Broadview	6.10
Henley Greek	11.22	Edwardstown	5.11
Kilburn	16.9	Port District	10.2
Athelstone	14.9	Tea Tree Gully	6.8

#### 24.5.97

Adelaide University	14.22	Port District	6.6
Broadview	17.11	Edwardstown	12.6
Henley Greek	11.15	P.H.O.S. Camden	10.7
Tea Tree Gully	12.14	Goodwood Saints	4.11
Athelstone	17.15	Kilburn	4.5

#### 31.5.97

Adelaide University	19.10	Tea Tree Gully	7.5
Port District	15.11	Edwardstown	10.12
P.H.O.S. Camden	21.6	Kilburn	9.7
Broadview	8.14	Goodwood Saints	8.2
Athelstone	14.13	Henley Greek	10.11

#### 14.6.97

P.H.O.S. Camden	6.9	Tea Tree Gully	5.11
Adelaide University	18.17	Kilburn	6.5
Henley Greek	19.13	Broadview	5.6
Goodwood Saints	9.16	Port District	9.7
Athelstone	13.16	Edwardstown	11.8

**21.6.97**

Adelaide University	17.15	P.H.O.S. Camden	10.5
Goodwood Saints	10.14	Edwardstown	8.8
Henley Greek	17.10	Port District	9.10
Kilburn	12.8	Tea Tree Gully	6.10
Broadview	17.6	Athelstone	17.6

**26.7.97**

Kilburn	11.10	Port District	9.12
Broadview	13.6	P.H.O.S. Camden	7.2
Henley Greek	21.10	Edwardstown	5.6
Goodwood Saints	10.7	Adelaide University	9.7
Athelstone	17.20	Tea Tree Gully	4.10

**28.6.97**

Adelaide University	19.20	Edwardstown	3.3
P.H.O.S. Camden	18.12	Port District	6.6
Kilburn	9.12	Broadview	8.4
Tea Tree Gully	10.13	Henley Greek	5.7
Athelstone	24.11	Goodwood Saints	7.10

**2.8.97**

Adelaide University	15.13	Port District	8.9
Henley Greek	11.10	P.H.O.S. Camden	9.10
Broadview	10.6	Edwardstown	9.8
Athelstone	18.13	Kilburn	9.11
Tea Tree Gully	8.11	Goodwood Saints	7.12

**5.7.97**

Adelaide University	14.8	Broadview	9.7
P.H.O.S. Camden	12.12	Athelstone	10.12
Kilburn	16.12	Edwardstown	10.6
Tea Tree Gully	15.21	Port District	6.8
Henley Greek	18.11	Goodwood Saints	9.5

**9.8.97**

P.H.O.S. Camden	14.12	Kilburn	6.5
Port District	24.15	Edwardstown	9.7
Adelaide University	14.13	Tea Tree Gully	3.7
Henley Greek	12.10	Athelstone	9.9
Broadview	11.8	Goodwood Saints	9.8

**12.7.97**

Tea Tree Gully	9.10	Edwardstown	6.10
Broadview	18.15	Port District	6.6
Henley Greek	5.15	Kilburn	6.5
P.H.O.S. Camden	14.10	Goodwood Saints	8.10
Adelaide University	17.13	Athelstone	10.9

**16.8.97**

Adelaide University	16.14	Kilburn	6.5
Athelstone	21.17	Edwardstown	6.5
Goodwood Saints	16.13	Port District	8.9
P.H.O.S. Camden	15.11	Tea Tree Gully	7.8
Henley Greek	7.6	Broadview	5.9

**19.7.97**

Henley Greek	17.6	Adelaide University	15.6
P.H.O.S. Camden	14.15	Edwardstown	13.7
Athelstone	15.18	Port District	5.6
Goodwood Saints	14.16	Kilburn	5.5
Broadview	9.15	Tea Tree Gully	8.15

**23.8.97**

P.H.O.S. Camden	11.6	Adelaide University	10.9
Tea Tree Gully	9.7	Kilburn	3.8
Goodwood Saints	18.18	Edwardstown	3.6
Athelstone	14.6	Broadview	8.9
Henley Greek	13.8	Port District	5.2

**D1 RESERVE PREMIERSHIP TABLE**  
(As at the End of the Minor Round)

CLUB	GAMES	W	L	D	FOR	AGST	POINTS	%
Henley Greek	18	15	3	0	1589	1064	30	59.89
Adelaide University	18	14	4	0	1869	994	28	65.28
Athelstone	18	12	5	1	1767	1240	25	58.76
P.H.O.S. Camden	18	12	6	0	1473	1172	24	55.69
Broadview	18	11	6	1	1387	1173	23	54.18
Goodwood Saints	18	8	10	0	1220	1403	16	46.51
Tea Tree Gully	18	7	10	1	1138	1299	15	46.70
Kilburn	18	5	13	0	1009	1617	10	38.42
Port District	18	3	14	1	1155	1714	7	40.26
Edwardstown	18	1	17	0	987	1918	2	33.98

**D1 RESERVE FINALS RESULTS***1st Semi Final...30.8.97*

<b>Athelstone</b>	3.4	P.H.O.S. Camden	5.0
	8.6		7.3
	11.9		10.4
	13.13		13.6

*2nd Semi Final...6.9.97*

<b>Henley Greek</b>	3.4	Adelaide University	1.0
	4.4		4.3
	8.7		4.3
	8.9		6.6

*Preliminary Final...13.9.97*

<b>Athelstone</b>	4.2	Adelaide University	3.2
	7.5		4.3
	10.8		5.5
	14.10		8.7

*GRAND FINAL...20.9.97*

<b>Athelstone*</b>	2.1	Henley Greek	1.4
	5.6		1.6
	7.8		6.7
	15.9		7.9

# GRADE D1 RESERVE (TAPPING MEDAL)

*ANTHONY T WESLEY Goodwood Saints*



### ADELAIDE UNIVERSITY

L. Gallagher	19
M. Hobby	10
J. Kelly	9
M. Price	5
D. Prescott	4
C. Mudge	3
C. Rule	3
D. M <sup>c</sup> Grath	3
J. Sibbick	3
M. Ellery	3
S. Newman	3
W. Chapman	3
A. Mills	2
C. Walkley	2
N. Rudge	2
B. Smith	1
D. Lemire	1
D. Thomas	1
W. Honner	1
<b>TOTAL</b>	<b><u>78</u></b>

### ATHELSTONE

J. Tomaselli	17
C. Stock	6
T. Cocks	4
A. Roberts	3
A. Williams	3
C. Whenan	3
D. Harris	3
G. Pannozzo	3
J. Bentley	3
M. Parkin	3
S. Jones	3
T. Jones	3
C. Walker	3
P. Chigwidden	2
A. Tully	1
A. Zimmermann	1
R. Nankivell	1
S. Bradley	1
S. M <sup>c</sup> Namara	1
S. Wagener	1
<b>TOTAL</b>	<b><u>64</u></b>

### BROADVIEW

C. Roberts	20
A. George	5
A. Henderson	5
D. Mahoney	4
D. Grantham	3
K. Griffiths	3
M. Jones	3
M. Kellett	3
M. Wilkins	3
T. M <sup>c</sup> Shane	3
D. Draper	2
T. Edmonds	2
A. Thain	1
B. Sneath	1
D. Huppertz	1
D. Rehn	1
D. Wear	1
J. Pearce	1
P. Rhigas	1
S. Ward	1
<b>TOTAL</b>	<b><u>64</u></b>

### EDWARDSTOWN

I. Tannebring	7
A. Pennell	3
S. Skurray	3
A. Holmes	2
D. M <sup>c</sup> Farlane	2
P. Harvey	2
T. Osborn	2
C. Ryan	1
D. Campbell	1
P. Cosercas	1
P. Garwood	1
R. Elliott	1
<b>TOTAL</b>	<b><u>26</u></b>

### GOODWOOD SAINTS

A. Wesley	24
T. Zilm	8
D. Wakelin	6
J. Wakelin	3
M. Simmons	2
M. Zerlin	2
N. O'Connell	2
S. Underdown	2
C. Salt	1
J. Lane	1
J. Quinn	1
S. Hughes	1
<b>TOTAL</b>	<b><u>65</u></b>

### HENLEY GREEK

T. Schultz	11
D. Busby	9
P. King	9
B. Samuels	5
A. West	4
S. Harris	4
B. O'Connor	3
J. Preston	3
M. Feetham	3
R. Coats	3
S. Hine	3
B. Dienhoff	2
C. Reilly	1
J. Butterfield	1
J. Dakis	1
P. Bates	1
P. Evans	1
P. Stevens	1
<b>TOTAL</b>	<b><u>65</u></b>

### KILBURN

S. Howard	11
P. Compton	7
T. Hutton	5
A. Vizgaudis	3
D. Braunack	3
W. Brooks	3
G. Rigari	2
P. Smart	2
S. Bishop	2
S. Gilgora	1
S. M <sup>c</sup> Lean	1
<b>TOTAL</b>	<b><u>40</u></b>

### PHOS CAMDEN

G. Rigoir	12
B. Coutts	7
D. Kennedy	6
A. Pope	5
A. Williams	5
M. Mellor	4
C. Wilson	3
D. Williams	3
S. Rowe	3
W. Ellis	3
B. Clements	2
J. M <sup>c</sup> Kechnie	2
M. Ding	2
M. Gage	2
W. Stevens	2
D. Chappill	1
D. martin	1
D. Rowe	1
<b>TOTAL</b>	<b><u>64</u></b>

### PORT DISTRICT

M. Leal	6
R. Waters	6
J. Meers	5
A. Karpany	3
L. Whitehorn	3
M. Ruth	3
C. Baker	2
G. Underdown	2
R. Vilches	2
C. Karamanis	1
G. Rowe	1
J. Bessen	1
<b>TOTAL</b>	<b><u>35</u></b>


### TEA TREE GULLY

D. Bussenschutt	5
P. Martin	5
S. M <sup>c</sup> Innes	5
P. Nardinocchi	4
S. Grubb	4
D. Pontt	3
G. Pelton	3
W. Hoey	3
C. Wilson	2
D. Alexander	2
D. Wicks	2
K. Adams	2
M. Petkidis	2
R. Battams	2
<b>TOTAL</b>	<b><u>48</u></b>

# D1 RESERVE LEADING GOAL KICKER

**BRAD SAMUELS - 66 GOALS**

*Henley Greek*



## ***ADELAIDE UNIVERSITY***

C. Mudge	31
C. Smith	23
C. Botsman	22

## ***ATHELSTONE***

A. Williams	49
G. Hepworth	31
J. Chigwidden	22

## ***BROADVIEW***

M. Tamasi	36
P. Rhigas	16
D. Field	14

## ***EDWARDSTOWN***

A. Bullock	41
P. Garwood	11
M. Ogden	10

## ***GOODWOOD SAINTS***

J. Quinn	20
A. Fowler	14
M. Lewis	13

## ***HENLEY GREEK***

B. Samuels	66
S. Hine	17
J. Dakis	16

## ***KILBURN***

D. Braunack	24
W. Brooks	15
C. Bishop	12

## ***PORT DISTRICT***

M. Leal	27
R. Vilches	17
S. Borich	13

## ***PHOS CAMDEN***

D. Martin	58
M. Ding	19
S. Rowe	11

## ***TEA TREE GULLY***

D. Pontt	23
J. Potter	12
R. Battams	11

# DIVISION 2



Season 1997 in Division Two of the Amateur Competition proved to be quite divided. Unfortunately the difference between the top teams and the bottom teams again this season was too great. Eventually over the next two years or so this will sort itself out and we will get a more even competition, but until this happens we unfortunately will get teams winning by more than 30 goals on too many occasions.

The start was full of promise with Modbury and Seaton Ramblers unfortunately being relegated from Division 1 and Saint Peters OC and Sacred Heart OC coming up from the defunct A1 competition. This looked on the surface to strengthen the depth right from the start, the race for the finals proved to be between 5 to 6 teams and this proved to be the case over the duration of the season.

At the end of the minor round the top four teams who had held those positions throughout the season had earned the right to contest the major round. Sacred Heart OC finishing top followed by Pooraka, Salisbury North and Seaton Ramblers. Sacred Heart OC and Pooraka contested the second semi final with Sacred Heart OC winning a close fiery fought final. In the knockout semi final it again was a great contest with Salisbury North storming home in the final quarter only to go down by the narrowest of margins. So Sacred Heart OC was straight through to the Grand Final and Pooraka and Seaton Ramblers fighting it out to meet Sacred Heart OC in trying conditions, Pooraka had the edge all day and eventually ran out deserving winners. It set up a promoter's dream Grand Final with the two best teams over the season contesting the last game of the year.

Grand Final Saturday started full of controversy with the Division Two Reserves finishing in less than desirable circumstances with Pooraka eventually being awarded the game. In the A Grade Pooraka got off to a quick start and set up a match winning margin during the 1<sup>st</sup> quarter. From then on it was quite an even contest, however, Sacred Heart OC were unable to make any notable roads into Pooraka's lead. At the final siren Pooraka were victorious and thoroughly deserved their win and promotion into Division One.

# D2 PREMIERS Sir Mark Mitchell Shield POORAKA



*Back Row:* K. Greenwood (Trainer), A. Crossman, S. Sanderson, M. Weaver, H. Rodgers, R. Kentul, D. Carr (Manager), C. Buchanan  
*Middle Row:* P. Steed (Trainer), M. Ducker (Runner), C. Price, G. Fielke, C. Herrman, D. Wilson, J. Peak, J. Moss (Selector), T. Smoker (T. Keeper), G. Coles (Chairman)  
*Front Row:* D. Hoad (Football Director), S. Bristow, M. Jeffs, D. Murphy, D. Payne (Coach), P. Pietsch (Captain), P. Burdett, S. Hocking, R. Steen (President)

## D2 RESULTS

### 19.4.97

S.M.O.S.H. West Lakes	20.11	Modbury	9.5
Pooraka	36.10	Payneham N U	7.7
Gaza	17.13	Seaton Ramblers	10.8
Salisbury North	19.8	Rostrevor OC	19.5
Sacred Heart OC	21.12	Saint Peters OC	7.12

### 17.5.97

S.M.O.S.H. West Lakes	17.10	Saint Peters OC	7.12
Seaton Ramblers	15.24	Payneham N U	5.6
Pooraka	20.15	Gaza	14.14
Sacred Heart OC	14.8	Rostrevor OC	12.14
Salisbury North	23.11	Modbury	5.6

### 26.4.97

Modbury	15.6	Gaza	10.25
Pooraka	27.11	Rostrevor OC	15.8
Seaton Ramblers	13.19	S.M.O.S.H. West Lakes	12.10
Salisbury North	35.10	Saint Peters OC	7.5
Sacred Heart OC	30.26	Payneham N U	3.3

### 24.5.97

Pooraka	25.23	S.M.O.S.H. West Lakes	10.5
Seaton Ramblers	30.17	Modbury	4.9
Salisbury North	28.23	Payneham N U	3.5
Saint Peters OC	15.12	Rostrevor OC	13.11
Sacred Heart OC	16.17	Gaza	11.10

### 3.5.97

Sacred Heart OC	18.8	S.M.O.S.H. West Lakes	7.7
Saint Peters OC	14.16	Payneham N U	9.3
Pooraka	13.8	Seaton Ramblers	10.9
Salisbury North	16.13	Gaza	8.12
Rostrevor OC	20.11	Modbury	6.7

### 31.5.97

S.M.O.S.H. West Lakes	13.8	Rostrevor OC	12.12
Pooraka	29.20	Modbury	3.2
Gaza	21.16	Payneham N U	10.6
Seaton Ramblers	22.16	Saint Peters OC	9.8
Sacred Heart OC	9.15	Salisbury North	10.8

### 10.5.97

Payneham N U	15.18	Modbury	3.10
Seaton Ramblers	11.10	Rostrevor OC	10.13
Salisbury North	22.21	S.M.O.S.H. West Lakes	8.5
Saint Peters OC	18.12	Gaza	15.7
Sacred Heart OC	16.12	Pooraka	7.11

### 14.6.97

Rostrevor OC	20.16	Payneham N U	8.7
S.M.O.S.H. West Lakes	14.10	Gaza	13.12
Salisbury North	21.12	Seaton Ramblers	12.15
Pooraka	20.13	Saint Peters OC	7.9
Sacred Heart OC	32.16	Modbury	1.6

**21.6.97**

S.M.O.S.H. West Lakes	24.21	Payneham N U	9.14
Saint Peters OC	21.17	Modbury	14.6
Pooraka	22.19	Salisbury North	13.10
Gaza	21.18	Rostrevor OC	13.23
Seaton Ramblers	11.10	Sacred Heart OC	9.9

**26.7.97**

Gaza	15.12	Pooraka	14.14
Seaton Ramblers	44.26	Payneham N U	2.3
Salisbury North	24.18	Modbury	7.6
S.M.O.S.H. West Lakes	26.12	Saint Peters OC	4.3
Sacred Heart OC	10.10	Rostrevor OC	6.6

**28.6.97**

S.M.O.S.H. West Lakes	23.26	Modbury	9.11
Pooraka	34.17	Payneham N U	6.6
Gaza	15.14	Seaton Ramblers	8.18
Salisbury North	18.12	Rostrevor OC	10.7
Sacred Heart OC	28.17	Saint Peters OC	7.7

**2.8.97**

Pooraka	17.18	S.M.O.S.H. West Lakes	15.7
Salisbury North	35.22	Payneham N U	3.4
Seaton Ramblers	27.26	Modbury	3.2
Sacred Heart OC	18.12	Gaza	6.14
Rostrevor OC	31.27	Saint Peters OC	3.4

**5.7.97**

Seaton Ramblers	24.21	S.M.O.S.H. West Lakes	14.4
Sacred Heart OC	19.20	Payneham N U	5.5
Gaza	31.20	Modbury	4.6
Rostrevor OC	16.14	Pooraka	12.8
Saint Peters OC	14.11	Salisbury North	10.12

**9.8.97**

Gaza	38.27	Payneham N U	7.5
Pooraka	38.24	Modbury	2.1
Rostrevor OC	16.15	S.M.O.S.H. West Lakes	12.15
Seaton Ramblers	17.17	Saint Peters OC	5.8
Sacred Heart OC	11.12	Salisbury North	7.16

**12.7.97**

Rostrevor OC	28.19	Modbury	5.14
Pooraka	23.8	Seaton Ramblers	14.11
Salisbury North	20.13	Gaza	15.11
Saint Peters OC	23.13	Payneham N U	12.6
Sacred Heart OC	15.10	S.M.O.S.H. West Lakes	8.11

**16.8.97**

Gaza	17.7	S.M.O.S.H. West Lakes	13.17
Sacred Heart OC	27.19	Modbury	1.4
Pooraka	37.24	Saint Peters OC	4.7
Rostrevor OC	25.27	Payneham N U	6.6
Salisbury North	18.22	Seaton Ramblers	15.6

**19.7.97**

S.M.O.S.H. West Lakes	16.15	Salisbury North	11.12
Payneham N U	11.10	Modbury	9.18
Pooraka	15.17	Sacred Heart OC	11.10
Gaza	18.16	Saint Peters OC	14.23
Seaton Ramblers	16.11	Rostrevor OC	11.10

**23.8.97**

S.M.O.S.H. West Lakes	26.19	Payneham Norwood U	7.4
Gaza	18.10	Rostrevor OC	14.13
Sacred Heart OC	17.9	Seaton Ramblers	11.10
Salisbury North	10.11	Pooraka	7.4
Saint Peters OC	14.13	Modbury	9.9

### D2 PREMIERSHIP TABLE

(At the End of the Minor Round)

CLUB	GAMES	W	L	D	FOR	AGST	POINTS	%
Sacred Heart OC	18	16	2	0	2174	981	32	68.91
Pooraka	18	14	4	0	2640	1283	28	67.30
Salisbury North	18	13	5	0	2294	1309	26	63.67
Seaton Ramblers	18	11	7	0	2134	1416	22	60.11
Gaza	18	10	8	0	2076	1695	20	55.05
S.M.O.S.H. West Lakes	18	9	9	0	1881	1715	18	52.31
Rostrevor OC	18	7	11	0	1997	1583	14	55.78
Saint Peters OC	18	7	11	0	1350	2352	14	36.47
Payneham Norwood Union	18	2	16	0	886	3015	4	22.71
Modbury	18	1	17	0	782	2865	2	21.44

**D2 FINALS RESULTS***1st Semi Final...30.8.97*

<b>Seaton Ramblers</b>	6.1	Salisbury North	3.4
	7.4		4.8
	11.9		6.12
	12.9		11.14

*2nd Semi Final...30.8.97*

<b>Sacred Heart OC</b>	5.2	Pooraka	1.1
	8.2		8.5
	11.7		10.6
	11.12		11.8

*Preliminary Final...6.9.97*

<b>Pooraka</b>	5.3	Seaton Ramblers	6.2
	12.4		9.3
	15.4		9.3
	19.10		12.4

*GRAND FINAL...13.9.97*

<b>*Pooraka*</b>	4.1	Sacred Heart OC	0.4
	6.5		3.5
	8.9		4.6
	10.11		7.7

**GRADE D2  
CHAMBERS MEDAL  
MICHAEL A CARTER  
Pooraka**

<b>GAZA</b>	
D. Kelly	12
P. Merritt	8
M. Orr	6
T. Sumner	5
K. Searle	5
R. Haythorpe	4
P. Window	4
L. Taylor	3
J. Abraham	3
M. Anderson	2
D. Larkins	2
D. Blanks	2
W. Kelsey	1
S. Peters	1
M. Hurst	1
F. Taylor	1
A. Cooke	1
A. Abdullah	1
<b>TOTAL</b>	<u>62</u>

<b>MODBURY</b>	
A. Bilske	3
M. Reiman	2
J. Hodges	2
M. Underwood	1
M. Primer	1
M. Potts	1
M. Deveth	1
M. Bennett	1
C. Clarke	1
A. Lee	1
<b>TOTAL</b>	<u>14</u>

<b>PAYNEHAM NORWOOD UNION</b>	
D. Povey	7
J. Battams	4
S. Cameron	3
C. Pope	3
M. Ashmore	1
D. Williams	1
B. Cameron	1
A. Koch	1
A. Clarke	1
A. Cheel	1
<b>TOTAL</b>	<u>23</u>

<b>POORAKA</b>	
M. Carter	21
R. Kent	10
P. Maguire	8
C. Herrmann	7
D. Byrnes	5
B. Matthews	5
S. Wilton	3
D. Murphy	3
C. Sanderson	3
S. Bristow	2
M. Jeffs	2
D. Wilson	2
P. Pietsch	1
P. Burdett	1
<b>TOTAL</b>	<u>73</u>



<b>ROSTREVOR OC</b>	
M. Trimboli	11
R. Dubois	6
C. Platten	6
C. Bowes	6
P. Thomas	5
D. Carey	5
J. Shute	4
S. O'Leary	3
D. Hanger	3
S. Duggan	2
J. Holland	2
S. Tierney	1
M. Haddad	1
J. Cormie	1
<b>TOTAL</b>	<u>56</u>

<b>SACRED HEART OC</b>	
A. Underwood	11
K. Welsby	10
G. Lambert	8
B. Eime	8
D. Kitschke	7
T. O'Connor	5
D. Underwood	5
T. Sullivan	3
T. Rowland	3
P. Lambert	3

M. Collett	3
A. Ronenberg	3
P. O'Brien	2
L. Franz	2
D. Moroney	2
P. Hurley	1
D. Hodgson	1
<b>TOTAL</b>	<u>77</u>

<b>S.M.O.S.H. WEST LAKES</b>	
V. Mifsud	2
T. Barratt	2
R. Tarca	2
L. Stubing	3
J. Whibley	2
J. Netschitowskij	5
G. M <sup>c</sup> Inerney	4
C. Kelly	5
C. Graetz	9
C. Eitzen	1
B. Fewster	8
<b>TOTAL</b>	<u>44</u>

<b>SALISBURY NORTH</b>	
S. Couzner	16
T. Durdin	14
N. Pech	8
D. Paull	8
D. Callaghan	6
S. Richards	3
S. Lehmann	3
M. Haseldine	2
L. Gabel	2
H. Mortimer	2
D. Herzick	2
B. Vincent	2
S. Aistrophe	1
D. Militz	1
A. Johnstone	1
<b>TOTAL</b>	<u>71</u>

<b>SAINT PETERS OC</b>	
J. Ker	11
N. Cross	10
C. Lamb	6
N. Fraser	5
D. Myers	4
A. Irwin	3
D. Brooke-Smith	2
S. Goode	1
D. Wright	1
<b>TOTAL</b>	<u>43</u>

<b>SEATON RAMBLERS</b>	
J. Larkins	15
M. Spanagel	14
A. Brdar	8
B. Barnes	7
A. Demasi	4
D. Green	4
S. Longman	3
S. Munn	3
J. Landorf	2
M. Falconer	2
S. Berggrea	2
T. Burton	2
A. Parrott	1
J. Kreig	1
K. Handley	1
S. Vanstone	1
<b>TOTAL</b>	<u>70</u>



**D2 LEADING GOALKICKER  
PETER HAYNES MEMORIAL TROPHY**

**KYM WELSBY  
Sacred Heart OC  
95 Goals**



**GAZA**

M. Orr	84
P. Window	58
J. Ellis	21

**MODBURY**

M. Reiman	26
D. Meade	14
A. Lee	11

**PAYNEHAM NORWOOD UNION**

M. Janssan	11
T. Wiese	10
K. Stapleton	10

**POORAKA**

M. Weaver	86
R. Kent	38
D. Wilson	36

**ROSTREVOR OC**

B. Carey	45
C. Platten	10
P. Thomas	10

**S.M.O.S.H. WEST LAKES**

C. Graetz	66
B. Fewster	40
R. Tarca	21

**SALISBURY NORTH**

D. Herzick	48
D. Callaghan	38
L. Gabell	32

**SEATON RAMBLERS**

J. Forster	63
T. M <sup>c</sup> Namara	40
S. Berggren	25

**SACRED HEART OC**

K. Welsby	95
A. Underwood	41
D. Kitschke	40

**SAINT PETERS OC**

N. Howard	25
D. Wright	23
c. Lamb	22

# DIVISION 2 RESERVE



As with the senior grade Pooraka were first out and remained unbeaten at the end of the minor round. Sacred Heart OC, Rostrevor OC and Salisbury North occupied the other positions for most of the home and away games.

In the first semi final Rostrevor OC narrowly defeated Salisbury North by 8 points 10.7 to 9.5. Pooraka easily accounted for Sacred Heart OC in the second Semi Final 15.8 to 7.4.

Rostrevor OC advanced to the Grand Final by defeating Sacred Heart OC 9.5 to 7.9. In the Grand Final at Norwood Oval, Pooraka out classed Rostrevor OC to win by 35 points 15.12 to 9.7. This game nearly had a controversial ending when Rostrevor OC called for a count, but common sense prevailed in the end.

To make up the perfect trifecta for the Pooraka Football Club Vinnie Cullinan won the Cranwell Medal for the Best and Fairest in the grade whilst “superboot” John Modra topped the goal kicking list with 117 goals.

# D2 RESERVE PREMIERS MLS Ranger Shield POORAKA



*Back Row:* R. M<sup>c</sup> Cloy, B. Copeland, J. Modra, A. Hill, T. Hill, P. Burdett, N. Gargula, S. Nicholls, A. Howard, S. Polkinghorne  
*Middle Row:* G. Osborne (Umpire), K. Greenwood (Trainer), D. Murphy, D. Faslea, V. Cullinan (Vice Captain), A. Denholm, S. Coles, P. Steed (Trainer), C. Buchanan (Trainer), D. Rootsey  
*Front Row:* D. Lack (Manager), P. Frick, M. O'Malley, B. Kent (Coach), B. Weston-Arnold (Captain), C. Wilton (Runner), B. Clifford (Timekeeper)

## D2 RESERVE RESULTS

<b>19.4.97</b>				<b>17.5.97</b>			
S.M.O.S.H. Wst Lakes	16.15	Modbury	4.10	Saint Peters OC	15.18	S.M.O.S.H. Wst Lakes	7.10
Pooraka	36.27	Payneham N U	0.0	Seaton Ramblers	14.28	Payneham N U	6.4
Seaton Ramblers	13.5	Gaza	11.13	Pooraka	16.23	Gaza	6.3
Rostrevor OC	13.7	Salisbury North	10.11	Sacred Heart OC	17.13	Rostrevor OC	8.8
Sacred Heart OC	17.21	Saint Peters OC	5.5	Salisbury North	25.20	Modbury	6.6
<b>26.4.97</b>				<b>24.5.97</b>			
Gaza	25.18	Modbury	3.2	Pooraka	26.12	S.M.O.S.H. Wst Lakes	3.4
Pooraka	18.10	Rostrevor OC	5.6	Seaton Ramblers	14.15	Modbury	6.3
Seaton Ramblers	14.10	S.M.O.S.H. Wst Lakes	12.12	Salisbury North	32.26	Payneham N U	4.4
Salisbury North	20.12	Saint Peters OC	4.5	Rostrevor OC	23.20	Saint Peters OC	3.2
Sacred Heart OC	41.28	Payneham N U	1.0	Sacred Heart OC	25.12	Gaza	3.3
<b>3.5.97</b>				<b>31.5.97</b>			
Sacred Heart OC	21.20	S.M.O.S.H. Wst Lakes	3.3	Rostrevor OC	19.9	S.M.O.S.H. Wst Lakes	3.4
Saint Peters OC	25.23	Payneham N U	5.1	Pooraka	26.20	Modbury	4.4
Pooraka	22.9	Seaton Ramblers	4.1	Gaza	21.16	Payneham N U	6.6
Salisbury North	16.10	Gaza	9.8	Saint Peters OC	14.9	Seaton Ramblers	14.6
Rostrevor OC	29.16	Modbury	2.3	Sacred Heart OC	8.12	Salisbury North	5.16
<b>10.5.97</b>				<b>14.6.97</b>			
Modbury	16.13	Payneham N U	3.5	Rostrevor OC	28.21	Payneham N U	5.0
Rostrevor OC	9.9	Seaton Ramblers	6.11	Gaza	17.12	S.M.O.S.H. Wst Lakes	11.9
Salisbury North	19.16	S.M.O.S.H. Wst Lakes	5.5	Salisbury North	16.14	Seaton Ramblers	4.4
Gaza	17.7	Saint Peters OC	10.7	Pooraka	29.17	Saint Peters OC	4.6
Pooraka	21.6	Sacred Heart OC	6.9	Sacred Heart OC	24.12	Modbury	1.6

<b>21.6.97</b>				<b>26.7.97</b>			
S.M.O.S.H. Wst Lakes	29.21	Payneham N U	1.3	Pooraka	14.14	Gaza	7.10
Saint Peters OC	16.11	Modbury	10.2	Seaton Ramblers	39.23	Payneham N U	1.1
Pooraka	8.10	Salisbury North	5.9	Salisbury North	17.14	Modbury	6.6
Rostrevor OC	18.16	Gaza	9.6	S.M.O.S.H. Wst Lakes	21.14	Saint Peters OC	1.3
Sacred Heart OC	27.18	Seaton Ramblers	2.1	Sacred Heart OC	13.13	Rostrevor OC	3.5
<b>28.6.97</b>				<b>2.8.97</b>			
S.M.O.S.H. Wst Lakes	11.14	Modbury	4.5	Pooraka	15.14	S.M.O.S.H. Wst Lakes	4.8
Pooraka	32.31	Payneham N U	1.1	Salisbury North	36.24	Payneham N U	1.1
Gaza	13.7	Seaton Ramblers	4.15	Seaton Ramblers	12.8	Modbury	9.11
Salisbury North	10.10	Rostrevor OC	9.7	Sacred Heart OC	12.12	Gaza	12.8
Sacred Heart OC	24.20	Saint Peters OC	2.7	Rostrevor OC	29.16	Saint Peters OC	3.2
<b>5.7.97</b>				<b>9.8.97</b>			
Seaton Ramblers	11.10	S.M.O.S.H. Wst Lakes	10.10	Gaza	22.25	Payneham N U	1.2
Sacred Heart OC	26.26	Payneham N U	2.3	Pooraka	25.20	Modbury	3.4
Gaza	25.18	Modbury	9.8	Rostrevor OC	12.9	S.M.O.S.H. Wst Lakes	8.8
Pooraka	11.13	Rostrevor OC	11.2	Seaton Ramblers	13.10	Saint Peters OC	6.10
Salisbury North	26.9	Saint Peters OC	3.7	Sacred Heart OC	11.11	Salisbury North	8.9
<b>12.7.97</b>				<b>16.8.97</b>			
Rostrevor OC	14.8	Modbury	2.7	Gaza	20.5	S.M.O.S.H. Wst Lakes	14.8
Pooraka	22.19	Seaton Ramblers	5.2	Sacred Heart OC	13.19	Modbury	4.6
Salisbury North	9.15	Gaza	8.6	Pooraka	42.26	Saint Peters OC	0.0
Saint Peters OC	25.23	Payneham N U	3.2	Rostrevor OC	32.22	Payneham N U	0.1
Sacred Heart OC	10.10	S.M.O.S.H. Wst Lakes	6.8	Salisbury North	25.11	Seaton Ramblers	9.5
<b>19.7.97</b>				<b>23.8.97</b>			
Salisbury North	8.11	S.M.O.S.H. Wst Lakes	8.10	S.M.O.S.H. Wst Lakes	22.17	Payneham N U	2.3
Modbury	16.6	Payneham N U	15.11	Rostrevor OC	11.18	Gaza	4.6
Pooraka	18.16	Sacred Heart OC	3.4	Sacred Heart OC	14.13	Seaton Ramblers	4.1
Gaza	28.10	Saint Peters OC	5.11	Pooraka	13.11	Salisbury North	3.5
Rostrevor OC	13.15	Seaton Ramblers	10.8	Modbury	7.10	Saint Peters OC	4.11

## D2 RESERVE PREMIERSHIP TABLE

*(At the End of the Minor Round)*

CLUB	GAMES	W	L	D	FOR	AGST	POINTS	%
Pooraka	18	18	0	0	2662	522	36	83.61
Sacred Heart OC	18	16	2	0	2145	759	32	73.86
Salisbury North	18	13	5	0	1982	899	26	68.80
Rostrevor OC	18	13	5	0	1930	932	26	67.44
Gaza	18	9	9	0	1723	1375	18	55.62
Seaton Ramblers	18	8	10	0	1316	1604	16	45.07
S.M.O.S.H. Wst Lakes	18	5	13	0	1338	1494	10	47.25
Saint Peters OC	18	5	13	0	1030	2218	10	31.71
Modbury	18	3	15	0	778	2140	6	26.66
Payneham Norwood Union	18	0	18	0	391	3352	0	10.45

## D2 RESERVE FINALS RESULTS

<i>1st Semi Final...30.8.97</i>				<i>2nd Semi Final...30.8.97</i>			
<b>Rostrevor OC</b>	2.2	Salisbury North	1.3	<b>Pooraka</b>	7.1	Sacred Heart OC	0.1
	3.1		2.1		9.2		6.3
	7.5		6.4		11.6		6.3
	10.7		9.5		15.8		7.4
<i>Preliminary Final...6.9.97</i>				<i>GRAND FINAL...13.9.97</i>			
<b>Rostrevor OC</b>	1.0	Sacred Heart OC	1.2	<b>*Pooraka*</b>	2.3	Rostrevor OC	4.1
	5.2		4.4		7.7		7.3
	7.4		6.6		10.11		9.3
	9.5		7.9		15.12		9.7

**GRADE D2 RESERVE  
CRANWELL MEDAL  
VINCENT J CULLINAN  
Pooraka**

<b>GAZA</b>	
D. Newton	13
A. Rigney	6
B. Abraham	5
S. Lauritsen	5
B. Proud	4
S. Jones	4
A. Bails	3
B. Murley	3
B. Rupstra	3
C. Hornibrook	3
D. Anderson	3
R. Ramsey	3
T. Sumner	3
D. Godin	2
G. Jansen	2
L. Taylor	2
D. Ramsey	1
F. Taylor	1
J. Sugars	1
K. Weetra	1
<b>TOTAL</b>	<b><u>68</u></b>

<b>MODBURY</b>	
B. Burford	10
D. Lean	5
R. Gully	4
P. Bowden	3
S. Jennings	3
J. Popplewell	2
D. Beemster	1
S. Brown	1
S. Dew	1
<b>TOTAL</b>	<b><u>30</u></b>

<b>PAYNEHAM NORWOOD UNION</b>	
P. Koroneos	4
S. Slape	4
T. Burrows	3
B. Anderson	2
J. Furner	2
<b>TOTAL</b>	<b><u>15</u></b>

<b>POORAKA</b>	
V. Cullinan	17
B. Matthews	12
C. Andrew	8
J. Modra	8
D. Murphy	7
S. Nicholls	7
A. Denholm	5
D. Easlea	5
J. M <sup>c</sup> Cloy	4
M. O'Malley	4
D. Morrison	3
J. Peak	3
P. Lianos	3
P. Tidswell	3
B. Weston-Arnold	2
P. Frick	2
S. Polkinghorn	2
N. Gargula	1
<b>TOTAL</b>	<b><u>96</u></b>



<b>ROSTREVOR OC</b>	
J. Holland	13
J. Ryan	13
S. Pezzetta	5
D. Kelly	4
M. Haddad	4
M. Marvanek	4
C. Shute	3
D. Trimboli	3
J. Cormie	3
M. Richards	3
S. Ryan	3
S. Tierney	3
J. Urban	2
S. Bridge	2
S. Duggan	2
S. Kuhlmann	2
P. Arnfield	
<b>TOTAL</b>	<b><u>70</u></b>

<b>SACRED HEART OC</b>	
J. Schell	9
M. Wright	9
M. Collett	8
A. Marling	7
T. Hyland	7
T. Rienets	6
D. Bails	5
J. Burnett	5
K. Laube	4
M. Luke	4
C. Baldwin	3
C. Tomney	3
M. Michaels	3
A. Raymond	2
L. Buckley	2
M. O'Connor	2
P. Hurley	2
D. Kennedy	1

M Sweatman	1
P. O'Brien	1
W. M <sup>c</sup> Culloch	1
<b>TOTAL</b>	<b><u>85</u></b>

<b>S.M.O.S.H. WEST LAKES</b>	
S. Hansen	7
T. Pentland	7
J. Graetz	5
J. Kendle	4
J. Nejman	4
R. Duke	4
B. Aveyard	3
B. Haller	3
D. Sharp	3
M. O'Keefe	3
A. Boeyen	2
C. Mathews	2
D. Steele	1
J. Brennan	1
M. Atkinson	1
R. Mifsud	1
<b>TOTAL</b>	<b><u>51</u></b>

<b>SALISBURY NORTH</b>	
M. Tippett	13
L. Banwell	12
M. Thompson	4
D. M <sup>c</sup> Intyre	3
M. Hare	3
R. Hewlett	3
S. Hailes	3
S. Richards	3
A. Vincent	2
B. Kenny	2
D. Cluse	2

J. Britos	2
P. Whittington	2
C. Cluse	1
L. Baldwin	1
L. Kent	1
R. Van Balen	1
<b>TOTAL</b>	<b><u>58</u></b>

<b>SAINT PETERS OC</b>	
J. Duncan	7
A. Sheridan	3
M. O'Brien	3
S. Bishop	3
B. Hogarth	2
B. Munt	2
C. Murphy	2
S. Gosse	2
C. Darling	1
L. Evans	1
<b>TOTAL</b>	<b><u>26</u></b>

<b>SEATON RAMBLERS</b>	
L. Hodges	7
G. Broadbent	5
S. Vanstone	4
A. Price	3
G. Hodges	3
K. Waldeck	3
M. Barker	3
S. Croucher	3
J. Krieg	2
P. Washington	2
V. Nelson	2
S. Clancy	1
W. M <sup>c</sup> Coy	1
<b>TOTAL</b>	<b><u>39</u></b>

## D2 RESERVE GOAL KICKER

**JOHN P MODRA 109 GOALS**

*Pooraka*

### PHOTO NOT SUPPLIED BY CLUB

#### **GAZA**

D. Newton	51
G. Jansen	41
A. Rigney	21

#### **S.M.O.S.H. WEST LAKES**

J. Graetz	32
S. Hansen	23
D. Kennewell	11

#### **MODBURY**

P. Bowden	13
B. Burford	8
A. Wadey	8

#### **SALISBURY NORTH**

A. Vincent	73
M. Baldwin	33
B. Stewart	20

#### **PAYNEHAM NORWOOD UNION**

N. Clancey	11
M. Williams	9
B. Kollias	5

#### **SEATON RAMBLERS**

M. Barker	51
S. Clancy	19
A. Price	18

#### **POORAKA**

J. Modra	109
D. Easlea	43
C. Andrew	35

#### **SACRED HEART OC**

C. Baldwin	51
S. Clancy	19
A. Price	18

#### **ROSTREVOR OC**

J. Ryan	69
M. Marvaner	29
S. Pezzetta	28

#### **SAINT PETERS OC**

R. Jordan	13
A. Abbott	13
B. Hogarth	12

# DIVISION 3



The off season rumours indicated Gepps Cross and Prince Alfred OC were the teams to beat in D3 in 1997. The Prince Alfred OC rumour was certainly correct, as they were seldom troubled in winning their first twelve games before the upset loss of the season to sixth placed Flinders Park. Gepps Cross were the enigmas kicking plenty of huge scores in between some surprising losses.

There were few clubs consistently thrashed during the year, in fact several of the bottom clubs – Glandore, Walkerville, Elizabeth and Lockleys caused several surprises, none more surprising than Lockleys' win over Greenacres by a point in round 17. This was only Lockleys' third win for the season after winning the first two games of the year.

Certainly very few had predicted Scotch OC to be right up with Prince Alfred OC and Gepps Cross. At the half way mark of the season there were only five clubs left in the race for the four with Prince Alfred OC and Scotch OC virtually assured of playing finals. The only two question marks were whether Plympton could overtake Gepps Cross or Greenacres, and would Scotch OC hang on to second spot.

Plympton's one point win over Scotch OC in round 12 made things very interesting for the next few weeks but Scotch OC's critical win against Prince Alfred OC in round 16 and Plympton's surprising thrashing by Flinders Park the following week kept the finals equation as it had been most of the year. Greenacres, the quiet achiever of 97, to play Gepps Cross in the first semi, and the two colleges to play in the second semi.


Greenacres went into semi final as a definite underdog against a hot Gepps Cross but did everything right to win by 23 points. Prince Alfred OC beat Scotch OC as expected with the final margin of 12 points not a true indication of Prince Alfred OC's superiority on the day.

Scotch OC and Greenacres then fought it out in the Preliminary with Scotch OC keeping four or five goals ahead for most of the day to progress to a replay against Prince Alfred OC.

Played in drizzling rain for much of the game, the game could have gone either way with 3,5 and 8 points separating the teams at the three breaks. Two late goals by Scotch OC during a tense last quarter took the final margin to 24 points to give Scotch OC only its third A Grade Premiership and combined with the B's (Div 3 Res) win became only the third college old scholars side in the history of S.A.A.F.L. to win both A's and B's on the same day. Considering Scotch OC didn't have a coach until four days before the first trial match due to Rob Popplestone joining Channel 2, playing coach Graham Dewhurst capped off a remarkable year including kicking 44 goals from centre half forward.

Gepps Cross full forward, Laurence Schache, was the outstanding goal kicker in D3 for the year with a final total of 103 goals while Prince Alfred OC's rover Anthony Moyse deservedly won the M<sup>c</sup> Kay Medal from Christopher Kelly of Greenacres and James Pascoe (Scotch OC.)

# D3 PREMIERS Darney Naylor Shield SCOTCH OC



*Back Row:* T. Emmert, P. Harvey, N. Lutt, A. Barrington-Case, K. Walker, N. Emmett, S. Heard, M. Brammy, N. Smith  
*Third Row:* J. Clements (Physio), M. Kempe, D. Williams, A. White, N. Cocks, S. Lambert, J. Dougherty, B. Pascoe,  
*Second Row:* A. Tucker (Team Manager), Reg Willoughby (Trainer), Daniel Rossetto, Adam Catford, James Phillips, Eddie Burns, Rick Woolford, Sean Mac Gregor (Runner), Jody Tucker (Selector)  
*Front Row:* T. Turner, T. Kidman, S. Nicholls, T. Dunow (V Capt), I. Steel (Captain), G. Dewhurst, J. Pascoe, A. Cosh  
*Insert:* S. Papst

## D3 RESULTS

### 19.4.97

Lockleys	26.11	Walkerville	11.11
Plympton	18.8	Gepps Cross	17.13
Prince Alfred OC	19.18	Elizabeth	11.10
Glandore	15.7	Flinders Park	14.8
Scotch OC	16.13	Greenacres	14.9

### 17.5.97

Scotch OC	21.18	Walkerville	11.8
Prince Alfred OC	12.17	Plympton	9.15
Glandore	12.14	Lockleys	11.18
Gepps Cross	15.12	Elizabeth	11.15
Greenacres	16.15	Flinders Park	11.10

### 26.4.97

Lockleys	25.13	Elizabeth	10.10
Gepps Cross	25.22	Flinders Park	13.5
Prince Alfred OC	25.11	Walkerville	7.6
Scotch OC	15.19	Glandore	8.10
Greenacres	24.15	Plympton	12.10

### 24.5.97

Gepps Cross	27.20	Walkerville	11.9
Prince Alfred OC	18.15	Lockleys	16.9
Glandore	19.5	Plympton	18.10
Scotch OC	20.18	Flinders Park	5.10
Greenacres	19.8	Elizabeth	14.14

### 3.5.97

Greenacres	19.15	Walkerville	5.13
Scotch OC	14.10	Plympton	11.12
Prince Alfred OC	11.17	Gepps Cross	9.7
Elizabeth	10.12	Glandore	9.10
Flinders Park	9.9	Lockleys	7.10

### 31.5.97

Flinders Park	15.9	Walkerville	13.11
Gepps Cross	27.22	Lockleys	11.14
Plympton	20.15	Elizabeth	13.18
Prince Alfred OC	16.9	Scotch OC	12.10
Greenacres	21.21	Glandore	12.16

### 10.5.97

Plympton	17.20	Lockleys	10.9
Prince Alfred OC	15.11	Flinders Park	10.10
Walkerville	14.13	Glandore	9.14
Scotch OC	13.21	Elizabeth	10.5
Gepps Cross	19.21	Greenacres	17.10

### 14.6.97

Plympton	14.8	Flinders Park	9.7
Walkerville	12.12	Elizabeth	9.11
Prince Alfred OC	24.16	Glandore	12.11
Scotch OC	12.15	Gepps Cross	11.13
Greenacres	18.6	Lockleys	15.19



<b>21.6.97</b>			
Plympton	19.10	Walkerville	6.11
Scotch OC	21.18	Lockleys	8.9
Gepps Cross	36.16	Glandore	13.11
Elizabeth	14.11	Flinders Park	11.6
Prince Alfred OC	17.21	Greenacres	14.10

<b>26.7.97</b>			
Gepps Cross	23.19	Elizabeth	7.8
Prince Alfred OC	11.11	Plympton	9.8
Glandore	16.16	Lockleys	10.7
Scotch OC	11.16	Walkerville	8.8
Greenacres	19.12	Flinders Park	16.12

<b>28.6.97</b>			
Walkerville	13.15	Lockleys	5.7
Plympton	13.15	Gepps Cross	10.13
Prince Alfred OC	17.20	Elizabeth	9.16
Flinders Park	13.10	Glandore	9.15
Greenacres	13.16	Scotch OC	12.8

<b>2.8.97</b>			
Gepps Cross	19.19	Walkerville	10.9
Plympton	14.14	Glandore	14.7
Prince Alfred OC	24.14	Lockleys	10.9
Greenacres	14.21	Elizabeth	11.10
Scotch OC	22.12	Flinders Park	7.8

<b>5.7.97</b>			
Prince Alfred OC	17.11	Walkerville	12.3
Greenacres	16.9	Plympton	16.8
Elizabeth	13.20	Lockleys	7.8
Gepps Cross	22.9	Flinders Park	14.6
Scotch OC	18.11	Glandore	13.9

<b>9.8.97</b>			
Plympton	15.16	Elizabeth	11.6
Gepps Cross	28.15	Lockleys	13.6
Flinders Park	10.13	Walkerville	9.8
Scotch OC	15.7	Prince Alfred OC	14.10
Greenacres	25.12	Glandore	13.8

<b>12.7.97</b>			
Flinders Park	20.11	Lockleys	13.18
Prince Alfred OC	22.17	Gepps Cross	21.10
Glandore	25.13	Elizabeth	16.12
Plympton	14.6	Scotch OC	13.11
Greenacres	16.15	Walkerville	12.15

<b>16.8.97</b>			
Walkerville	14.9	Elizabeth	10.11
Lockleys	17.8	Greenacres	16.13
Gepps Cross	21.8	Scotch OC	8.20
Flinders Park	18.14	Plympton	5.11
Prince Alfred OC	23.21	Glandore	11.13

<b>19.7.97</b>			
Walkerville	20.7	Glandore	15.14
Plympton	23.22	Lockleys	7.7
Gepps Cross	21.14	Greenacres	14.9
Scotch OC	21.12	Elizabeth	12.13
Flinders Park	9.12	Prince Alfred OC	8.7

<b>23.8.97</b>			
Plympton	8.12	Walkerville	4.6
Flinders Park	16.13	Elizabeth	7.11
Gepps Cross	20.25	Glandore	14.13
Scotch OC	13.14	Lockleys	6.13
Greenacres	8.13	Prince Alfred OC	8.6

### D3 PREMIERSHIP TABLE (At the End of the Minor Round)

CLUB	GAMES	W	L	D	FOR	AGST	POINTS	%
Prince Alfred OC	18	15	3	0	2058	1404	30	59.45
Scotch OC	18	14	4	0	1915	1378	28	58.15
Gepps Cross	18	13	5	0	2504	1599	26	61.03
Greenacres	18	13	5	0	2047	1708	26	54.51
Plympton	18	11	7	0	1750	1557	22	52.92
Flinders Park	18	8	10	0	1493	1734	16	46.27
Glandore	18	5	13	0	1640	2184	10	42.89
Walkerville	18	5	13	0	1326	1863	10	41.58
Elizabeth	18	3	15	0	1401	2016	6	41.00
Lockleys	18	3	15	0	1427	2119	6	40.24

### D3 FINALS RESULTS

1st Semi Final...30.8.97

<b>Greenacres</b>	2.6	Gepps Cross	3.4
	6.7		5.8
	13.11		9.10
	16.16		13.11

2nd Semi Final...30.8.97

<b>Prince Alfred OC</b>	6.5	Scotch OC	2.1
	8.9		5.4
	11.12		6.7
	12.16		11.10

Preliminary Final...6.9.97

<b>Scotch OC</b>	4.2	Greenacres	2.3
	8.7		4.4
	10.11		5.5
	13.12		8.9

GRAND FINAL...13.9.97

<b>*Scotch OC*</b>	3.2	Prince Alfred OC	2.3
	6.4		5.5
	10.5		8.9
	14.6		9.12

# GRADE D3 Mc KAY MEDAL

## ANTHONY R MOYSE

### Prince Alfred OC

<b>ELIZABETH</b>	
W. Vanderlans	8
B. Halliday	8
G. Chaplin	4
M. Whelan	3
M. Frost	3
K. Hooker	3
F. Dolensky	2
P. Cox	1
J. Dekort	1
D. Prosser	1
<b>TOTAL</b>	<u><u>34</u></u>

<b>FLINDERS PARK</b>	
D. Byrnes	13
J. Pethers	7
M. Webb	6
P. Thiele	3
M. Lambert	3
J. Carroll	3
A. Mansfield	3
A. Bruce	3
P. Franklin	2
M. Willoughby	2
B. Stahlhut	2
B. Parkinson	2
S. Bahr	1
K. Scott	1
J. Monsoor	1
D. Brotherton	1
C. Rainsford	1
<b>TOTAL</b>	<u><u>54</u></u>

<b>GEPPS CROSS</b>	
M. Kowal	9
H. Karatas	9
D. Hughes	9
T. Spencer	6
A. Richardson	6
L. Schache	4
K. Reeves	4
J. Prenzel	4
S. Calliess	3
C. Payne	3
T. Petrus	2
G. Coombas	2
D. Klenner	2
D. Hedley	2
C. Calliess	2
C. Burfitt	2
P. Kean	1
D. Prrice	1
<b>TOTAL</b>	<u><u>76</u></u>

<b>GLANDORE</b>	
D. Fotia	9
D. Silvestri	4
E. Brkic	3
D. Cusenza	3
R. Sumner	2
M. Battifuoco	2
M. Adami	2
M. Dunn	1
J. Crisera	1
D. Jarrett	1
D. Boin	1
<b>TOTAL</b>	<u><u>29</u></u>



<b>GREENACRES</b>		
C. Kelly	19	
P. James		11
M. Gregory	10	
M. Gay	6	
D. Torzyn	4	
K. Gray	3	
T. Rosenberg	2	
S. Major	2	
S. Hensing	2	
R. Charles	2	
B. Bennier	2	
<b>TOTAL</b>	<u><u>63</u></u>	

<b>LOCKLEYS</b>	
D. White	4
D. Morris	4
C. Wilson	4
C. Horsnell	3
S. Zweck	2
S. Rodger	2
K. Searle	2
A. Heaven	2
D. Wirth	1
B. Hamdorf	1
<b>TOTAL</b>	<u><u>25</u></u>

<b>PLYMPTON</b>	
A. Brigmanis	12
L. Rogers	12
A. Mation	10
S. Oxley	9
S. Mead	7
G. Pegoraro	4
W. Alsop	4
A. Scapens	3
K. Vanderweide	3
P. Long	2
R. Lane	2
J. Gebert	1
<b>TOTAL</b>	<u><u>69</u></u>

<b>PRINCE ALFRED OC</b>	
A. Moyses	21
S. Tanner	8
T. Martin	5
J. Harvey	4
S. Borgas	4
E. Tunbridge	3
G. Thompson	3
J. M <sup>c</sup> Arthur	3
P. Sims	3
W. Rayner	3
A. Watson	2
B. Prisk	2
D. Richards	2
H. Brasher	2
J. Trim	2
K. Russell	2
P. Fisher	1
R. Scott	1
<b>TOTAL</b>	<u><u>71</u></u>

<b>SCOTCH OC</b>	
J. Pascoe	17
T. Dunow	13
S. Nicholls	9
I. Steele	7
J. Phillips	7
G. Dewhurst	6
K. Walker	4
S. Heard	4
N. Cocks	3
A. Cosh	1
B. Pascoe	1
M. Brammy	1
N. Lutt	1
<b>TOTAL</b>	<u><u>74</u></u>

<b>WALKERVILLE</b>	
C. Goold	1
G. Cock	10
I. Milsom	4
A. Naffin	3
B. Smid	3
D. M <sup>c</sup> Glashan	2
J. Williams	2
P. Calvert	2
P. Leslie	2
C. Duffield	1
M. Stephens	1
S. Warner	1
<b>TOTAL</b>	<u><u>32</u></u>

**D3 LEADING GOALKICKER**  
**LAURENCE SCHACHE 103 GOALS**  
*Gepps Cross*



***ELIZABETH***

B. Watts	31
D. Walton	24
G. Chaplin	21

***LOCKLEYS***

S. Maloug	23
B. Hamdorf	22
A. Heaven	17

***FLINDERS PARK***

B. Stahlhut	35
C. Rainsford	25
J. Carroll	24

***PRINCE ALFRED OC***

J. Trim	56
J. M <sup>c</sup> Arthur	44
E. Tunbridge	30

***GEPPTS CROSS***

L. Schache	103
C. Payne	51
A. Richardson	37

***PLYMPTON***

L. Rogers	42
T. Kaderes	29
W. Alsop	22

***GREENACRES***

K. Gray	74
C. Kelly	38
D. Slack	29

***SCOTCH OC***

E. Burns	46
N. Lutt	40
G. Dewhurst	32

***GLANDORE***

J. Crisera	38
M. Dunn	33
M. Adami	17

***WALKERVILLE***

B. Smid	43
M. Stephens	16
M. Dewhurst	13

# DIVISION 3 RESERVE



The Division 3 Reserve competition was extremely even with seventh and eighth sides, Plympton and Elizabeth winning 7 games each. Only Glandore (2 wins) and Lockleys (1) had poor seasons.

Scotch OC were the stand out team only losing one game – by a point – during the minor round to finish four games clear in top position.

From the start of the season it appeared a formality that the two Grand Final clubs would come from Scotch OC, Prince Alfred OC or Walkerville. However, Greenacres after a slow start to the season made their run by winning nine of their last ten games to not only make the four but to finish second on percentage after all three sides behind Scotch OC were equal second going into the last minor round game.

Finals are always a different proposition however as Greenacres proved in their Semi Final by beating Scotch OC after kicking five goals to none in the first quarter in windy conditions. Scotch OC got to within a kick in the last quarter but Greenacres held on to win by 7 points.

Prince Alfred OC accounted for Walkerville in the other semi final and appeared to be back to their best early season form.

With an unbelievable finish, Scotch OC beat Prince Alfred OC in a wet, windy low scoring Preliminary Final after Prince Alfred OC had been in control all day and still led by 22 points with ten minutes to play. Scotch OC kicked 4 of their 9 goals for the day in these ten minutes to win by 2 points with only seconds remaining.

After only kicking one goal in the first half, Greenacres produced a five goal burst in the third quarter of the Grand Final against Scotch OC and went into the last quarter 18 points down. Many costly early misses by Greenacres in the last quarter allowed Scotch OC to hold on to win a worthy fourth club B Grade Premiership by 12 points. In 21 games Scotch OC had lost only two games by a total margin of 8 points. Scotch OC also supplied the Division 3 Reserve Bloch Medallist, Luke Gormley, who easily won this medal and yet only played eleven minor round games.

# D3 RESERVE PREMIERS AG & PM MARTIN PTY LTD SHIELD SCOTCH OC



*Back Row:* W. Nolan, L. Gormley, A. Burnett-Smith, N. Emmett, A. M<sup>c</sup> Leod, J. Caudle, P. Thompson, M. Burns, J. Clements (Physio), W. Richards, M. Kempe, B. Pascoe, A. Miller, D. Alm, A. White, J. Gilchrist, M. Richardson.

*Middle Row:* R. Willoughby, M. Willoughby, J. Dougherty, T. Demmier, T. Emmert, J. Tucker, D. Rossetto, R. Woolford, A. Manna, B. Dyson (Team Manager)

*Front Row:* K. Ryder, P. Harvey, S. Ring (V Capt), N. Hodgson (Coach), J. Forbes (Captain), T. Kidman (Ass Coach), C. Arnold, T. Roberts

*Insert:* P. Burton, C. Thomas,

## D3 RESERVE RESULTS

<b>19.4.97</b>				<b>17.5.97</b>			
Walkerville	21.13	Lockleys	6.7	Walkerville	8.14	Scotch OC	8.13
Plympton	13.8	Gepps Cross	7.12	Prince Alfred OC	19.10	Plympton	10.5
Prince Alfred OC	13.10	Elizabeth	7.8	Glandore	15.18	Lockleys	5.7
Flinders Park	26.14	Glandore	5.5	Elizabeth	16.14	Gepps Cross	6.11
Scotch OC	13.8	Greenacres	7.11	Flinders Park	15.9	Greenacres	5.15
<b>26.4.97</b>				<b>24.5.97</b>			
Elizabeth	21.10	Lockleys	8.7	Gepps Cross	16.15	Walkerville	12.7
Flinders Park	10.13	Gepps Cross	8.11	Prince Alfred OC	27.25	Lockleys	5.1
Prince Alfred OC	10.13	Walkerville	9.6	Plympton	14.9	Glandore	13.11
Scotch OC	17.14	Glandore	7.10	Scotch OC	12.16	Flinders Park	5.8
Greenacres	15.16	Plympton	5.3	Elizabeth	14.2	Greenacres	10.11
<b>3.5.97</b>				<b>31.5.97</b>			
Walkerville	11.7	Greenacres	7.17	Walkerville	14.10	Flinders Park	11.14
Scotch OC	16.11	Plympton	9.15	Gepps Cross	13.18	Lockleys	7.5
Prince Alfred OC	14.13	Gepps Cross	12.15	Elizabeth	16.13	Plympton	9.3
Glandore	8.6	Elizabeth	5.12	Scotch OC	9.17	Prince Alfred OC	8.5
Flinders Park	16.9	Lockleys	7.6	Greenacres	16.15	Glandore	9.6
<b>10.5.97</b>				<b>14.6.97</b>			
Lockleys	11.5	Plympton	9.17	Flinders Park	11.9	Plympton	10.11
Prince Alfred OC	19.7	Flinders Park	7.6	Walkerville	10.13	Elizabeth	4.13
Walkerville	16.9	Glandore	7.7	Prince Alfred OC	18.8	Glandore	5.5
Scotch OC	10.13	Elizabeth	6.5	Scotch OC	15.11	Gepps Cross	7.11
Greenacres	11.9	Gepps Cross	11.5	Greenacres	21.31	Lockleys	3.6

**21.6.97**

Walkerville	13.8	Plympton	9.8
Scotch OC	22.16	Lockleys	4.5
Gepps Cross	16.16	Glandore	5.8
Flinders Park	10.5	Elizabeth	10.4
Greenacres	20.7	Prince Alfred OC	11.5

**26.7.97**

Gepps Cross	7.13	Elizabeth	6.14
Prince Alfred OC	15.8	Plympton	6.4
Lockleys	15.11	Glandore	5.10
Scotch OC	6.7	Walkerville	5.4
Greenacres	18.12	Flinders Park	5.2

**28.6.97**

Walkerville	18.21	Lockleys	1.2
Plympton	7.9	Gepps Cross	4.12
Prince Alfred OC	14.14	Elizabeth	7.12
Flinders Park	16.25	Glandore	3.2
Scotch OC	10.15	Greenacres	8.9

**2.8.97**

Gepps Cross	15.14	Walkerville	6.6
Plympton	17.22	Glandore	5.1
Prince Alfred OC	17.25	Lockleys	3.6
Greenacres	19.23	Elizabeth	6.1
Scotch OC	11.15	Flinders Park	5.3

**5.7.97**

Walkerville	10.9	Prince Alfred OC	5.8
Greenacres	10.16	Plympton	6.11
Gepps Cross	15.10	Flinders Park	11.6
Scotch OC	33.19	Glandore	1.5

**9.8.97**

Plympton	13.16	Elizabeth	4.5
Gepps Cross	16.15	Lockleys	5.5
Walkerville	12.10	Flinders Park	0.4
Scotch OC	11.14	Prince Alfred OC	5.3

Elizabeth defeated Lockleys on a forfeit

Greenacres defeated Glandore on a forfeit

**12.7.97**

Flinders Park	13.15	Lockleys	8.8
Gepps Cross	14.12	Prince Alfred OC	9.8
Elizabeth	24.17	Glandore	3.7
Scotch OC	15.20	Plympton	3.8
Greenacres	15.17	Walkerville	9.10

**16.8.97**

Walkerville	12.20	Elizabeth	4.8
Greenacres	26.32	Lockleys	8.5
Scotch OC	9.8	Gepps Cross	3.7
Plympton	10.8	Flinders Park	8.12

Prince Alfred OC defeated Glandore on a forfeit

**19.7.97**

Walkerville	20.18	Glandore	6.7
Plympton	18.18	Lockleys	10.2
Greenacres	11.17	Gepps Cross	9.15
Scotch OC	16.8	Elizabeth	8.10
Prince Alfred OC	12.12	Flinders Park	9.4

**23.8.97**

Walkerville	9.11	Plympton	6.2
Elizabeth	9.14	Flinders Park	4.3
Gepps Cross	21.10	Glandore	2.6
Scotch OC	6.27	Lockleys	0.2
Greenacres	13.23	Prince Alfred OC	3.13

### D3 RESERVE PREMIERSHIP TABLE

(At the End of the Minor Round)

CLUB	GAMES	W	L	D	FOR	AGST	POINTS	%
Scotch OC	18	17	1	0	1686	729	34	69.81
Greenacres	18	13	5	0	1733	1011	26	63.16
Walkerville	18	13	5	0	1485	992	26	59.95
Prince Alfred OC	18	12	6	0	1561	1085	24	58.99
Gepps Cross	18	9	9	0	1412	1181	18	54.45
Flinders Park	18	8	10	0	1253	1251	16	50.04
Plympton	18	7	10	1	1221	1388	15	46.80
Elizabeth	18	7	11	0	1224	1215	14	50.18
Glandore	18	2	16	0	708	2020	4	25.95
Lockleys	18	1	16	1	726	2084	3	25.84

**D3 RESERVE FINALS RESULTS***1st Semi Final...30.8.97*

Prince Alfred OC	3.0	Walkerville	3.2
	4.4		3.2
	6.4		6.3
	8.5		6.4

*2nd Semi Final...30.8.97*

Greenacres	5.0	Scotch OC	0.3
	7.1		2.7
	9.1		3.10
	11.2		8.13

*Preliminary Final...6.9.97*

Scotch OC	0.2	Prince Alfred OC	2.0
	4.3		6.1
	5.4		8.4
	9.7		9.5

*GRAND FINAL...13.9.97*

*Scotch OC*	1.5	Greenacres	0.3
	4.12		1.5
	8.12		6.6
	11.12		9.12

# GRADE D3 RESERVE BLOCH MEDAL

## LUKE T GORMLEY

### Scotch OC

#### ELIZABETH

M. Elliott	6
S. Stokes	6
A. Whellum	5
C. Drewett	5
M. Simmons	5
R. M <sup>c</sup> Lean	4
R. Wanganeen	3
A. Dekort	2
A. Walasek	2
D. Harris	2
J. Tsouvalas	2
S. Donnelly	2
A. Hooker	1
C. Packham	1
N. Tsouvalas	1
P. Cox	1
R. Owen	1
<b>TOTAL</b>	<b><u>46</u></b>



#### SCOTCH OC

L. Gormley	23
A. Manna	10
C. Arnold	7
J. Forbes	6
C. Thomas	5
N. Lutt	5
P. Burton	5
N. Emmett	4
A. M <sup>c</sup> Leod	3
P. Harvey	3
R. Woolford	3
S. Papst	3
A. Nash	2
D. M <sup>c</sup> Coll	1
D. Rossetto	1
M. Kempe	1
P. Thompson	1
<b>TOTAL</b>	<b><u>83</u></b>

#### FLINDERS PARK

P. Irwin	13
J. Greer	6
M. Gallagher	4
K. Klomp	3
M. Lambert	3
R. Hayes	3
R. Phillips	3
E. Collins	2
J. Pols	2
C. Telford	1
D. Cichowski	1
M. Franklin	1
<b>TOTAL</b>	<b><u>42</u></b>

#### GEPPS CROSS

W. Murray	15
G. Williams	7
H. Muir	5
S. Champion	4
B. Pike	3
D. Cook	3
D. Glenn	3
D. Hedley	3
D. Jenner	3
S. Kofalus	3
A. Beames	2
A. Jones	2
B. Gregory	2
C. Arnold	2
D. Price	2
B. Payne	1
D. Pope	1
P. M <sup>c</sup> Connell	1
T. Fahey	1
<b>TOTAL</b>	<b><u>63</u></b>

#### GLANDORE

B. Braham	3
J. Cusenza	3
J. Pipicella	3
M. Brazzale	2
P. Leonard	2
R. Mittiga	2
D. Ablett	1
J. Garruccio	1
P. Cavuoto	1
P. Foti	1
<b>TOTAL</b>	<b><u>19</u></b>

#### GREENACRES

G. Muscat	16
H. Norton	7
T. Rosenberg	7
D. Buza	5
L. Bretag	5
M. Thornton	5
S. Lessue	5
D. Olds	3
J. Loechel	3
P. Bennier	3
B. Ramsbottom	2
J. Semmler	2
M. Kadow	2
N. James	2
P. Carr	2
M. Cameron	1
<b>TOTAL</b>	<b><u>70</u></b>

#### LOCKLEYS

C. Moody	3
J. Murphy	3
M. Hains	3
S. Lowe	3
A. Johnson	2
C. M <sup>c</sup> Diarmid	2
S. Adamson	2
T. Munro	2
D. Arnold	1
W. Law	1
<b>TOTAL</b>	<b><u>22</u></b>

#### PLYMPTON

G. May	9
J. Gebert	8
A. David	6
G. Stanley	4
A. Elletson	3
B. Mueret	3
S. Binks	2
S. Drewer	2
T. Kaderes	2
C. Brown	1
<b>TOTAL</b>	<b><u>40</u></b>

#### PRINCE ALFRED OC

M. Bernardi	13
W. Rayner	6
A. Waltham	4
C. Watson	3
M. Johnson	3
M. Pyragius	3
M. Scott	3
N. Perera	3
R. Kermeen	3
T. Barber	3
W. Le Grand	3
G. Badman	2
S. Davies	2
A. Lowe	1
D. Benesh	1
L. Ferguson	1
M. Rechner	1
N. Holsman	1
S. Treloar	1
<b>TOTAL</b>	<b><u>57</u></b>


#### WALKERVILLE

K. Bluffwitch	2
G. Wood	15
H. Wilkins	6
S. Petherick	5
M. Paholski	4
A. Kociolek	3
B. Watson	3
D. Gregory	3
J. Harrison	3
J. Williams	3
M. Dewhurst	3
N. Dillon	3
B. Felice	2
S. Hearn	2
W. Trott	2
A. Bradcock	1
C. Walker	1
D. Cunningham	1
D. Piro	1
M. Cross	1
P. Leslie	1
<b>TOTAL</b>	<b><u>65</u></b>

## D3 RESERVE LEADING GOALKICKER

ANTHONY THOMPSON 42 GOALS

*Prince Alfred OC*



### ***ELIZABETH***

M. Platten	29
J. Tsouvalas	21
N. Tsouvalas	13

### ***LOCKLEYS***

S. Steele	21
K. Hedges	15
M. Thomas	9

### ***FLINDERS PARK***

K. Klomp	23
A. Boyce	17
R. Phillips	13

### ***PRINCE ALFRED OC***

A. Thompson	42
M. Bernardi	22
A. Lowe	16

### ***GEPPS CROSS***

S. Johnson	26
S. Kittel	24
B. M <sup>c</sup> Kee	23

### ***PLYMPTON***

D. Giersch	23
G. Stanley	21
B. Hinton	17

### ***GREENACRES***

T. Rosenberg	25
M. Kadow	17
A. Wilhelm	15

### ***SCOTCH OC***

J. Tucker	40
N. Lutt	25
A. M <sup>c</sup> Leod	24

### ***GLANDORE***

D. Zampogna	14
S. Burford	11
D. Ablett	8

### ***WALKERVILLE***

B. Felice	30
G. Wood	22
J. Kociolek	16



# DIVISION 4



With the major restructuring of the gradings the season commenced with Glenunga, Kenilworth, Old Ignatians, Hope Valley, Salisbury West, Fitzroy, Portland, Unley, Rosewater and TransAdelaide Tigers.

As a result of the amalgamation of Riverside, Alberton United and Ethelton Football Clubs the new side known as Portland was formed wearing the black grey and teal and were known as the "Port Thunder".

Portland started the season in a blaze of glory winning their first five games. After round four Kenilworth withdrew from the competition in this grade due to lack of players. This left the remaining 14 games of the minor round with a Bye situation.

With the return of several experienced players Salisbury West won 7 on the trot until going down by 5 points in round eight to Old Ignatians.

After a slow start to the season Glenunga enticed players back from Mount Lofty and ousted Portland out of the final four on percentage. TransAdelaide Tigers by virtue of a 201 point win over Fitzroy in the last home and away game jumped three spots on the Premiership Table to make the first Semi Final, whilst poor "Old Iggies" slipped from fourth position after round 17 to finish up in seventh position.

In the first Semi Final as a result of accurate kicking 15-9 to 11.16 TransAdelaide Tigers advanced to the Preliminary Final whilst Glenunga got out the moth balls. This game was marred by some unsavoury incidents, which were subject to investigation.

Unley accounted for Salisbury West in the second semi final by 27 points to advance to the Grand Final. The Preliminary Final was a one sided affair with Salisbury West thrashing TransAdelaide Tigers to the tune of 71 points 18.10 to 6.11.

In the Grand Final Salisbury West had a decisive 44 point victory over Unley 17.8 to 10.6 to win the flag.

Congratulations to Andre` Kulpe from Hope Valley on winning the Treloar Medal and wonderful achievement since his side finished wooden spooners.

# D4 PREMIERS C.G. Tideman Shield SALISBURY WEST



## NO NAMES SUPPLIED BY CLUB

*(Salisbury West apologises for quality of photo)*

### D4 RESULTS

#### 19.4.97

Old Ignatians	30.22	Kenilworth	6.4
Hope Valley	16.5	Glenunga	14.9
Salisbury West	23.15	Fitzroy	7.10
Portland	18.24	Unley	13.13
TransAdelaide Tigers	13.15	Rostrevor OC	10.7

#### 17.5.97

Old Ignatians	20.16	Rosewater	6.17
Fitzroy	15.21	Glenunga	10.9
Salisbury West	27.14	Hope Valley	10.5
Portland	15.18	TransAdelaide Tigers	15.16
Unley		Bye	

#### 26.4.97

Salisbury West	26.24	Kenilworth	2.1
Portland	20.23	Hope Valley	8.8
Fitzroy	13.10	Old Ignatians	12.12
Unley	18.20	Rosewater	20.7
TransAdelaide Tigers	13.18	Glenunga	13.15

#### 24.5.97

Old Ignatians	33.25	Hope Valley	11.10
Salisbury West	19.11	TransAdelaide Tigers	13.15
Rosewater	14.14	Portland	11.9
Unley	22.13	Glenunga	15.8
Fitzroy		Bye	

#### 3.5.97

Old Ignatians	19.17	TransAdelaide Tigers	17.8
Glenunga	15.6	Rosewater	14.10
Fitzroy	11.22	Hope Valley	11.9
Salisbury West	16.13	Unley	5.12
Portland	21.21	Kenilworth	1.1

#### 31.5.97

Old Ignatians	18.18	Portland	4.5
Salisbury West	14.13	Glenunga	9.8
Unley	23.19	TransAdelaide Tigers	14.6
Rosewater	21.16	Fitzroy	13.6
Hope Valley		Bye	

#### 10.5.97

Kenilworth withdrew from competition			
Glenunga		Bye	
Portland	16.8	Fitzroy	14.12
Unley	18.10	Old Ignatians	13.13
Salisbury West	7.7	Rosewater	6.8
TransAdelaide Tigers	15.19	Hope Valley	11.13

#### 14.6.97

Glenunga	9.8	Portland	8.6
Rosewater	25.18	Hope Valley	9.6
Old Ignatians	16.10	Salisbury West	15.11
Unley	19.18	Fitzroy	17.9
TransAdelaide Tigers		Bye	

<b>21.6.97</b>				<b>26.7.97</b>			
Glenunga	18.9	Old Ignatians	10.11	Salisbury West	25.21	Hope Valley	5.5
Unley	35.17	Hope Valley	4.12	Glenunga	25.22	Fitzroy	13.8
Salisbury West	19.15	Portland	13.14	Rosewater	15.17	Old Ignatians	6.8
TransAdelaide Tigers	15.8	Fitzroy	11.10	TransAdelaide Tigers	19.18	Portland	15.14
Rosewater		Bye		Unley		Bye	
<b>28.6.97</b>				<b>2.8.97</b>			
Glenunga	19.15	Hope Valley	4.8	Old Ignatians	12.28	Hope Valley	4.4
Salisbury West	11.10	Fitzroy	10.16	Glenunga	15.14	Unley	12.19
Unley	20.12	Portland	13.10	Portland	11.10	Rosewater	4.7
Rosewater	11.11	TransAdelaide Tigers	11.9	TransAdelaide Tigers	22.25	Salisbury West	16.10
Old Ignatians		Bye		Fitzroy		Bye	
<b>5.7.97</b>				<b>9.8.97</b>			
Old Ignatians	18.12	Fitzroy	11.9	Portland	20.10	Old Ignatians	10.8
Glenunga	16.18	TransAdelaide Tigers	10.8	Rosewater	18.23	Fitzroy	15.9
Portland	14.19	Hope Valley	9.11	Salisbury West	22.13	Glenunga	12.13
Rosewater	10.12	Unley	9.13	Unley	21.29	TransAdelaide Tigers	18.17
Salisbury West		Bye		Hope Valley		Bye	
<b>12.7.97</b>				<b>16.8.97</b>			
Fitzroy	14.12	Hope Valley	13.13	Old Ignatians	14.12	Salisbury West	11.11
Unley	16.21	Salisbury West	17.7	Portland	17.19	Glenunga	14.6
Glenunga	13.13	Rosewater	9.5	Unley	18.19	Fitzroy	16.11
TransAdelaide Tigers	16.23	Old Ignatians	15.12	Rosewater	28.17	Hope Valley	2.11
Portland		Bye		TransAdelaide Tigers		Bye	
<b>19.7.97</b>				<b>23.8.97</b>			
Unley	11.20	Old Ignatians	11.7	Glenunga	12.11	Old Ignatians	6.5
TransAdelaide Tigers	21.19	Hope Valley	7.12	Salisbury West	21.13	Portland	9.8
Salisbury West	19.19	Rosewater	13.6	Unley	21.24	Hope Valley	1.9
Portland	21.20	Fitzroy	7.11	TransAdelaide Tigers	40.21	Fitzroy	8.12
Glenunga		Bye		Rosewater		Bye	

**D4 PREMIERSHIP TABLE**  
(At the End of the Minor Round)

CLUB	GAMES	W	L	D	FOR	AGST	POINTS	%
Unley	18	14	4	0	1965	1487	28	56.92
Salisbury West	18	13	4	1	1895	1268	27	59.91
TransAdelaide Tigers	18	11	7	0	1877	1609	22	53.84
Glenunga	18	11	7	0	1558	1412	22	52.46
Portland	18	11	7	0	1567	1474	22	51.53
Rosewater	18	10	8	0	1540	1329	20	53.68
Old Ignatians	18	10	8	0	1613	1398	20	53.57
Fitzroy	18	6	11	1	1358	1981	13	40.67
Hope Valley	18	3	15	0	891	2306	6	27.87

**D4 FINALS RESULTS**

<i>1st Semi Final...30.8.97</i>				<i>2nd Semi Final...30.8.97</i>			
<b>TransAdelaide Tiger</b>	3.2	Glenunga	2.1	<b>Unley</b>	2.3	Salisbury West	3.3
	9.5		8.6		6.5		5.5
	12.8		10.12		8.9		5.12
	15.9		11.16		12.12		7.15
<i>Preliminary Final...6.9.97</i>				<i>GRAND FINAL...13.9.97</i>			
<b>Salisbury West</b>	8.3	TransAdelaide Tiger	1.1	<b>*Salisbury West *</b>	5.1	Unley	4.0
	10.7		3.4		7.1		6.3
	14.8		5.7		12.4		7.5
	18.10		6.11		17.8		10.6

# GRADE D4 TRELOAR MEDAL

*ANDRE ' KULPE*  
*Hope Valley*

## FITZROY

C. Crinion	9
D. Fischer	6
A. Newland	5
P. Rugari	3
S. Grant	2
T. Hibbard	2
D. Hennigan	1
G. Obst	1
S. Portaro	1
T. Simms	1
<b>TOTAL</b>	<b><u>31</u></b>

## GLENUNGA

C. Coombe	17
S. Smith	8
A. Mitchell	7
R. Parkin	7
A. Johnston	3
M. Apostolopoulos	2
R. Coombe	2
R. Vale	2
J. Midwinter	1
K. Salisbury	1
M. Andriani	1
<b>TOTAL</b>	<b><u>51</u></b>

## HOPE VALLEY

A. Kulpe	26
J. Sochacki	3
A. Simon	2
S. Conant	1
S. Whitebread	1
<b>TOTAL</b>	<b><u>33</u></b>

## OLD IGNATIANS

P. Flower	10
C. Whiteman	5
H. Smith	3
J. Baily	3
M. Neindorf	3
A. Alessandrini	2
A. Frinsdorf	2
C. Alfred	2
C. Lucas	2
C. Sperou	2
B. Ferrari	1
S. Baccanello	1
S. Heffernan	1
<b>TOTAL</b>	<b><u>37</u></b>

## PORTLAND

A. Lee	11
S. Anderson	11
P. Marshall	5
T. Jamieson	5
D. Jarvis	2
M. Sostaric	2
B. Thiele	1
D. Clarke	1
D. Patruno	1
M. Webber	1
<b>TOTAL</b>	<b><u>40</u></b>



## TRANSADELAIDE TIGERS

W. Milera	6
O. Weetra	5
W. Newchurch	5
N. O'Loughlin	4
D. Wanganeen	3
DD. Hayward	3
K. Newchurch	3
N. Martin	3
B. Wanganeen	2
D. Mason	2
K. Wanganeen	2
N. Agius	2
R. Pitson	1
S. Wanganeen	1
T. Ritchie	1
<b>TOTAL</b>	<b><u>43</u></b>

## UNLEY

G. Ashmead	22
S. Jaksa	15
M. Golding	9
D. Pfitzner	5
g. Raven	4
B. Moss	3
G. Dodd	2
S. Hansen	2
M. Crispe	1
M. Elliott	1
M. Stobart	1
<b>TOTAL</b>	<b><u>65</u></b>

## ROSEWATER

R. Rankine	10
M. Armstrong	9
C. Surtzel	8
F. Wanganeen	7
B. Uzzell	5
F. Amodeo	3
L. Rigney	3
M. Jorgensen	3
P. Carbone	3
B. Owens	2
D. Childs	2
G. Wanganeen	2
D. Pumpa	1
G. Hure	1
<b>TOTAL</b>	<b><u>59</u></b>

## SALISBURY WEST

D. Poulter	8
T. Cronin	8
S. Allan	7
C. Hoskin	5
G. Shelley	5
M. Slack	3
P. Cluse	3
R. Kerley	3
S. Lalic	3
A. Bryan	2
A. M <sup>c</sup> Intyre	2
J. Cluse	2
A. Richter	1
D. Glenie	1
M. Olsson	1
<b>TOTAL</b>	<b><u>54</u></b>

# D4 LEADING GOAL KICKER

**WAYNE B NEWCHURCH**

**TransAdelaide Tigers**

**76 GOALS**



## ***FITZROY***

A. Newland	37
S. Portaro	22
C. Crinion	16

## ***GLENUNGA***

K. Salisbury	59
J. Mitchell	31
C. Coombe	30

## ***HOPE VALLEY***

W. Hughes	16
S. Whitebread	14
A. Kulpe	13

## ***OLD IGNATIANS***

P. Flower	33
M. Neindorf	33
G. Capozzi	18

## ***PORTLAND***

P. Marshall	45
T. Emmel	23
A. Lee	23

## ***ROSEWATER***

D. Childs	37
B. Uzzell	27
T. Searle	20

## ***SALISBURY WEST***

T. Cronin	65
D. Dolheguy	29
D. Collins	24

## ***TRANSADELAIDE TIGERS***

W. Newchurch	76
D. Hayward	29
N. O'Loughlin	20

## ***UNLEY***

B. Moss	38
J. Valente	31
M. Golding	30



# DIVISION 4 RESERVE




Very even competition with Rosewater and Hope Valley having no chance of making the finals at the end of 9 rounds. In the last half of the season Old Ignatians, Salisbury West, Portland and Fitzroy drew away from the opposition to comprise the final four. Portland ousted Fitzroy in the knockout Semi Final 10.11 to 5.12.

In the nail biting second Semi Final Old Ignatians defeated Salisbury West by 2 points 7.16 to 8.8. Salisbury West earned another crack at “Iggies” when they defeated Portland by 2 points in the Preliminary Final.

In a one sided Grand Final Old Ignatians annihilated Salisbury West to win by a massive 83 points 20.10 to 7.5. This win gave Old Ignatians their fourth consecutive “B” Grade Premiership but their supporters are wondering when are the seniors going to win another flag.

# D4 RESERVE PREMIERS C.G. Tideman Shield OLD IGNATIANS



*Back Row:* P. M<sup>c</sup> Entee, M. Zollo, M. Hayward, R. Murray, D. Tripodi, K. O'Shaunessy, M. Osborne  
*Third Row:* M. M<sup>c</sup> Entee, T. Rice, B. Thomas (Captain), P. Corrie, A. Basso  
*Second Row:* J. Vagnarelli, B. Ferrari, S. M<sup>c</sup> Carthy, D. Freebairn, W. Chapman, J. Maloney, L. Montgomery (Runner)  
*Front Row:* M. Tanti (V Captain), P. Reid, D. Steele (Coach), D. Prestwich, M. Porter,

## D4 RESERVE RESULTS

<b>19.4.97</b>				<b>17.5.97</b>			
Old Ignatians	41.30	Kenilworth	2.2	Old Ignatians	26.16	Rosewater	2.7
Glenunga	15.14	Hope Valley	4.8	Fitzroy	9.10	Glenunga	5.11
Salisbury West	28.14	Fitzroy	3.2	Salisbury West	37.29	Hope Valley	3.2
Portland	31.12	Unley	2.8	Portland	19.18	TransAdelaide Tigers	4.4
TransAdelaide Tigers	16.13	Rosewater	8.7	Unley		Bye	
<b>26.4.97</b>				<b>24.5.97</b>			
Portland	28.21	Hope Valley	4.8	Old Ignatians	32.32	Hope Valley	2.1
Old Ignatians	30.22	Fitzroy	3.1	Salisbury West	36.19	TransAdelaide Tigers	2.7
Unley	18.12	Rosewater	10.10	Portland	16.17	Rosewater	5.4
TransAdelaide Tigers	15.14	Glenunga	10.9	Glenunga	12.11	Unley	12.4
Salisbury West	defeated Kenilworth on a forfeit			Fitzroy		Bye	
<b>3.5.97</b>				<b>31.5.97</b>			
Old Ignatians	19.22	TransAdelaide Tigers	9.4	Old Ignatians	13.28	Portland	10.8
Glenunga	18.13	Rosewater	2.7	Salisbury West	14.8	Glenunga	8.4
Fitzroy	14.13	Hope Valley	5.3	Unley	27.12	TransAdelaide Tigers	7.10
Salisbury West	16.14	Unley	9.3	Fitzroy	11.13	Rosewater	8.6
Portland	defeated Kenilworth on a forfeit			Hope Valley		Bye	
<b>10.5.97</b>				<b>14.6.97</b>			
Kenilworth	withdrew from competition			Glandore	10.6	Portland	10.5
Portland	23.12	Fitzroy	3.3	Rosewater	12.19	Hope Valley	4.10
Old Ignatians	27.19	Unley	6.3	Salisbury West	9.11	Old Ignatians	9.7
Salisbury West	23.26	Rosewater	2.1	Fitzroy	11.10	Unley	8.2
TransAdelaide Tigers	22.23	Hope Valley	5.7	TransAdelaide Tigers		Bye	
Glenunga		Bye					

**21.6.97**

Old Ignatians	14.11	Glenunga	4.5
Unley	17.11	Hope Valley	7.10
Salisbury West	14.16	Portland	3.9
Fitzroy	20.19	TransAdelaide Tigers	7.3
Rosewater		Bye	

**28.6.97**

Glenunga	19.27	Hope Valley	4.0
Fitzroy	15.8	Salisbury West	7.13
Portland	16.11	Unley	3.5
TransAdelaide Tigers	9.17	Rosewater	7.12
Old Ignatians		Bye	

**5.7.97**

Old Ignatians	17.13	Fitzroy	6.6
Glenunga	19.16	TransAdelaide Tigers	5.4
Portland	25.20	Hope Valley	3.6
Rosewater	9.11	Unley	6.12
Salisbury West		Bye	

**12.7.97**

Fitzroy	25.15	Hope Valley	1.2
Salisbury West	16.19	Unley	5.9
Glenunga	13.13	Rosewater	7.3
Old Ignatians	17.21	TransAdelaide Tigers	6.7
Portland		Bye	

**19.7.97**

Old Ignatians	14.23	Unley	4.9
TransAdelaide Tigers	15.15	Hope Valley	10.9
Salisbury West	24.17	Rosewater	7.3
Portland	18.7	Fitzroy	11.4
Glenunga		Bye	

**26.7.97**

Salisbury West	33.25	Hope Valley	2.1
Fitzroy	11.9	Glenunga	7.3
Old Ignatians	15.14	Rosewater	3.3
Portland	14.14	TransAdelaide Tigers	7.13
Unley		Bye	

**2.8.97**

Old Ignatians	25.24	Hope Valley	5.1
Unley	9.11	Glenunga	4.10
Portland	22.17	Rosewater	2.5
Salisbury West	23.14	TransAdelaide Tigers	9.8
Fitzroy		Bye	

**9.8.97**

Old Ignatians	10.12	Portland	9.8
Fitzroy	13.12	Rosewater	5.9
Salisbury West	10.12	Glenunga	8.7
Unley	28.14	TransAdelaide Tigers	9.9
Hope Valley		Bye	

**16.8.97**

Old Ignatians	12.14	Salisbury West	8.9
Portland	15.11	Glenunga	4.5
Fitzroy	12.15	Unley	7.8
Rosewater	15.12	Hope Valley	4.9
TransAdelaide Tigers		Bye	

**23.8.97**

Old Ignatians	10.14	Glenunga	6.2
Salisbury West	10.12	Portland	6.9
Unley	19.17	Hope Valley	0.6
Fitzroy	17.16	TransAdelaide Tigers	1.5
Rosewater		Bye	

**D4 RESERVE PREMIERSHIP TABLE***(At the End of the Minor Round)*

CLUB	GAMES	W	L	D	FOR	AGST	POINTS	%
Old Ignatians	18	17	1	0	2032	639	34	76.08
Salisbury West	18	16	2	0	2109	712	32	74.76
Portland	18	13	5	0	1789	769	26	69.94
Fitzroy	18	13	5	0	1260	1195	26	51.32
Glenunga	18	9	9	0	1127	1037	18	52.08
Unley	18	8	10	0	1220	1406	16	46.46
TransAdelaide Tigers	18	7	11	0	1014	1902	14	34.77
Rosewater	18	5	13	0	741	1660	10	30.86
Hope Valley	18	2	16	0	461	2435	4	15.92

**D4 RESERVE FINALS RESULTS***1st Semi Final...30.8.97*

<b>Portland</b>	4.5	Fitzroy	0.1
	8.6		2.7
	10.9		2.8
	10.11		5.12

*2nd Semi Final...30.8.97*

<b>Old Ignatians</b>	1.2	Salisbury West	1.1
	4.4		4.3
	7.12		5.4
	7.16		8.8

*Preliminary Final...6.9.97*

<b>Salisbury West</b>	3.1	Portland	4.3
	5.2		6.6
	7.5		7.8
	10.7		8.9

*GRAND FINAL...13.9.97*

<b>*Old Ignatians*</b>	4.2	Salisbury West	1.2
	10.3		2.4
	15.7		3.4
	21.10		7.6



# GRADE D4 RESERVE

## TIDEMAN MEDAL

DAVID PAGE

Fitzroy

### FITZROY

D. Page	19
A. O'Dea	8
B. Ellul	7
S. Hughes	5
M. Pryor	4
A. Walker	3
S. Pavogel	3
T. Hutchinson	2
G. Foyle	1
I. Mareolas	1
M. Nicholas	1
N. Flood	1
<b>TOTAL</b>	<b><u>55</u></b>

### GLENUNGA


D. Anderson	8
D. Richardson	5
M. Sargent	5
C. Reaich	3
D. Hill	3
M. Anderson	3
M. Glenister	3
L. Sando	2
N. Ogden	2
S. Micklethwait	2
A. Mitchell	1
A. Riley	1
C. Trevarrow	1
<b>TOTAL</b>	<b><u>39</u></b>

### HOPE VALLEY

A. M <sup>c</sup> Glone	4
C. Wilmshurst	2
N. Collins	2
A. Woodward	1
G. Wilkey	1
L. Hughes	1
S. Bond	1
<b>TOTAL</b>	<b><u>12</u></b>

### OLD IGNATIANS

B. Thomas	16
B. Ferrari	10
T. Rice	7
B. Moore	6
G. Tellis	6
K. O'Shaughnessy	6
J. Vagnarelli	4
A. Alessandrini	3
D. Eddington	3
D. Prestwich	3
A. O'Brien	2
L. Shearn	2
M. Murray	2
P. Corrie	2
P. M <sup>c</sup> Entee	2
A. Basso	1
C. Whiteman	1
D. Tripodi	1
L. Cini	1
M. Porter	1
<b>TOTAL</b>	<b><u>79</u></b>



### PORTLAND

M. Boyle	10
B. Gaylard	9
M. Gotch	9
V. Zafran	8
N. Moody	5
M. Webber	5
J. Elliott	4
M. Mellor	4
D. Hann	3
P. Johnstone	3
S. Hagan	3
A. Buechman	2
D. Austin	2
D. Figg	2
J. Beclaris	2
M. Fizulic	2
M. Turner	2
S. Urbank	2
M. Gotch	1
M. Green	1
M. Quinn	1
R. Cains	1
W. Cocks	1
<b>TOTAL</b>	<b><u>74</u></b>

### ROSEWATER

L. Rigney	1
J. Brosnahan	1
G. Hure	1
D. M <sup>c</sup> Donald	1
F. Carbone	2
D. Sinapius	2

M. Westley	2
P. Morgan	3
T. Lovegrove	3
M. Armstrong	3
<b>TOTAL</b>	<b><u>19</u></b>

### SALISBURY WEST

C. Jenkins	17
B. Symons	8
J. Drewett	8
A. Bryan	6
A. Sparre	6
D. Ueding	6
P. Clusc	4
C. Johnson	3
D. Glenie	2
S. Peterka	2
T. Kafkoudas	2
T. M <sup>c</sup> Intyre	2
W. Williams	2
D. Collaton	1
J. Bugeja	1
J. Day	1
J. Maynard	1
R. Drake	1
<b>TOTAL</b>	<b><u>73</u></b>

### TRANSADELAIDE TIGERS

C. Kartinyeri	8
H. Bromley	5
L. Rigney	3
S. Jones	3
D. Norton	2
G. Wanganeen	2
L. Mason	2
W. Milera	2
F. Wanganeen	1
<b>TOTAL</b>	<b><u>28</u></b>

### UNLEY


A. Mills	8
D. Rivett	6
P. Morris	6
G. Murphy	3
J. Watters	3
D. Francis	2
N. Clark	2
P. Fitzgerald	2
P. Liebich	2
D. Benson	1
D. Fitt	1
G. Walker	1
S. Black	1
S. Sinfield	1
<b>TOTAL</b>	<b><u>39</u></b>

# D4 RESERVE LEADING GOAL KICKER

*TIMOTHY RICE*

**Old Ignatians**

**68 GOALS**



## ***FITZROY***

S. Hughes	43
A. O'Dea	38
A. Walker	12

## ***ROSEWATER***

K. Rasheed	25
T. Peterson	15
R. Woolcock	9

## ***GLENUNGA***

D. Pampa	26
D. Andrews	16
D. Anderson	12

## ***SALISBURY WEST***

A. Sparre	61
R. Drake	21
C. Jenkins	19

## ***HOPE VALLEY***

P. Lozoraitis	8
G. Wilkey	7
A. M <sup>c</sup> Glove	5

## ***TRANSDELAIDE TIGERS***

C.B. Kartinyeri	12
C. Kartinyeri	12
O. Karpany	11

## ***OLD IGNATIANS***

T. Rice	68
B. Thomas	36
M. Murray	14

## ***UNLEY***

J. Leny	47
S. Graham	11
A. Loudon	8

## ***PORTLAND***

R. Cains	31
A. Manfield	27
D. Austin	20



# DIVISION 5



The first half of the season indicated Pembroke OS, C.B.C.O.C., Mitcham, Adelaide Lutheran and Smithfield may be the major contenders for the finals with only Saint Pauls OS and West Croydon appearing to struggle for consistent wins and therefore without a chance of September participation.

The second half of the season witnessed some dramatic turnarounds with Pembroke OS continuing to dominate by winning 15 games and finishing the minor round 3 games and plenty of percentage clear of the second side. Mitcham remained consistent and clinched the double chance on the last minor round games from the fast finishing Hectorville whilst C.B.C.O.C. luckily fell into the finals after winning only three of their last 10 matches. North Haven and Woodville South would perhaps count themselves a little unlucky not to take C.B.C.O.C.'s place after their strong second half whilst Adelaide Lutheran and Smithfield must be disappointed with their finish to the year managing to finish just clear of the probable relegation zone occupied by Saint Pauls OS and West Croydon.

The knock-out semi final pitted the in form Hectorville against a C.B.C.O.C. side that rated themselves highly and supporters wondered if they would perform as well as only they believed they could. This was not to be as a rampant Hectorville thrashed them by over 10 goals thus ending their season whilst the visitors continued their improved form and finals charge.

The Second Semi Final saw Mitcham come out very physical trying to put Pembroke OS off their game and stop their strong midfield providing opportunities to their powerful forward line. Unfortunately for Mitcham, Pembroke OS were strong at the ball all day, which never really gave Mitcham a "look-in". A strong rebounding back line assisted in setting up a 8 goal lead at half-time and whilst Mitcham were able to get within a couple of goals at three quarter time after using a strong wind, they were never really in the match and with a strong wind behind them in the last quarter Pembroke OS extended their win to a 10 goal margin.

The Preliminary Final was marred by atrocious conditions with a howling wind and rain. Hectorville won the toss and kicked with the wind to open up a 3 goal lead and then with a fabulous defensive effort held Mitcham goalless to enable them to take an handy lead to the main break. Mitcham appeared very lethargic and slow and it appeared their hard game against Pembroke OS the previous week had taken its toll. Hectorville continued to control the rucks and midfield battles to run out convincing 6 goal winners and advance to the Grand Final against a Pembroke OS side they had not got to within 10 goals of their previous two encounters. But would that change with their great late season form?

The Grand final – An in form Hectorville who since their last meeting with Pembroke OS in round 10, had won 9 of their last 10 matches against a talented Pembroke OS outfit, who whilst not winning many matches by big margins late in the season, always seemed to get home. Would Pembroke OS, the superior side all year be able to perform under the pressure of expectations from their supporters and themselves or would the in form Hectorville steamroll on?

On the day most felt that if it was dry, then Pembroke OS would start favourite, but if it was wet the smaller Hectorville side could cause an upset. The day proved to be showery and so Hectorville's supporters eagerly anticipated a possible premiership, something not thought possible half way through the year.

The first quarter saw Pembroke OS kick with a slight breeze and convincingly win the quarter through winning the square and centre line that provided plenty of choices for their forwards. Hectorville, facing a 27 point deficit played some good football in the second stanza but Pembroke OS's undefeated defence held strong and whilst a goal on the siren reduced the margin to 21 points Pembroke OS still appeared in control.

The third quarter witnessed some of the best football played all year as Pembroke OS dominated with their quick hand and leg speed to race away with an 8 goal quarter and establish a probable premiership winning 60 point lead at the last change. Whilst Hectorville battled hard in the last quarter Pembroke OS were never in danger and grabbed the D5 flag convincingly by 62 points.

Hectorville can be well pleased with their performance in reaching the Grand Final but in fairness Pembroke OS clearly were the dominant force in D5 all season and no-one could disagree that they clearly deserved the premiership success.



# D5 PREMIERS R. Dempster Shield PEMBROKE OS



*Back Row:* S. Cabot (Trainer), D. Foley, J. Rasheed, J. O'Keefe, M. Rochow, R. Schrale  
*Middle Row:* S. Gurner (Runner), M. Harmer, J. Egan, B. Younger, T. Redin, J. Panelli, S. Kennett, T. Pargaliti (Trainer)  
*Front Row:* C. Mehaffey (Ass Coach), A. Bevan, D. Oatey (V. Captain), R. Rasheed (Coach), G. Black (Captain), M. Prider, M. Fotheringham (President)

*(Pembroke OS apologises for quality of photo)*

## D5 RESULTS

<b>19.4.97</b>				<b>17.5.97</b>			
Pembroke OS	17.17	Hectorville	6.12	Pembroke OS	24.15	Mitcham	12.10
C.B.C.O.C.	16.22	Saint Pauls OS	11.12	C.B.C.O.C.	15.15	West Croydon	10.11
Woodville South	17.6	Adelaide Lutheran	11.13	Hectorville	18.12	Adelaide Lutheran	12.9
West Croydon	17.9	Smithfield	13.14	Smithfield	30.22	Saint Pauls OS	12.8
Mitcham	21.14	North Haven	7.16	North Haven	14.14	Woodville South	10.8
<b>26.4.97</b>				<b>24.5.97</b>			
Hectorville	21.16	Smithfield	17.12	Pembroke OS	18.4	Saint Pauls OS	13.9
Woodville South	15.9	Saint Pauls OS	12.12	Hectorville	29.4	West Croydon	17.13
Pembroke OS	17.13	West Croydon	15.8	Adelaide Lutheran	16.16	C.B.C.O.C.	12.16
Mitcham	15.9	Adelaide Lutheran	14.12	Mitcham	19.20	Woodville South	10.13
C.B.C.O.C.	16.11	North Haven	7.11	Smithfield	18.5	North Haven	16.10
<b>3.5.97</b>				<b>31.5.97</b>			
Pembroke OS	17.20	North Haven	11.6	Pembroke OS	21.26	Woodville South	6.5
C.B.C.O.C.	17.11	Mitcham	13.9	Saint Pauls OS	16.11	Hectorville	13.12
Saint Pauls OS	10.12	West Croydon	6.7	Smithfield	18.10	C.B.C.O.C.	13.15
Adelaide Lutheran	12.11	Smithfield	10.11	Adelaide Lutheran	11.12	North Haven	10.7
Hectorville	14.5	Woodville South	10.9	Mitcham	18.17	West Croydon	8.13
<b>10.5.97</b>				<b>14.6.97</b>			
C.B.C.O.C.	11.18	Hectorville	8.5	C.B.C.O.C.	18.18	Woodville South	2.8
Woodville South	14.18	West Croydon	12.6	Mitcham	12.11	Saint Pauls OS	8.6
Adelaide Lutheran	14.17	Pembroke OS	10.11	Pembroke OS	18.17	Smithfield	12.11
Smithfield	19.10	Mitcham	11.19	Adelaide Lutheran	18.10	West Croydon	11.15
North Haven	20.11	Saint Pauls OS	10.14	North Haven	14.13	Hectorville	14.6

**21.6.97**

Pembroke OS	15.11	C.B.C.O.C.	11.14
Mitcham	12.13	Hectorville	11.14
Woodville South	17.18	Smithfield	14.15
West Croydon	12.19	North Haven	13.12
Adelaide Lutheran	13.11	Saint Pauls OS	10.13

**28.6.97**

Pembroke OS	17.15	Hectorville	10.8
C.B.C.O.C.	15.11	Saint Pauls OS	9.12
Smithfield	17.12	West Croydon	13.10
Adelaide Lutheran	14.14	Woodville South	12.5
North Haven	16.10	Mitcham	10.11

**5.7.97**

Pembroke OS	23.14	West Croydon	9.5
North Haven	16.7	C.B.C.O.C.	14.9
Hectorville	24.12	Smithfield	18.16
Woodville South	20.12	Saint Pauls OS	13.16
Mitcham	10.14	Adelaide Lutheran	6.4

**12.7.97**

Hectorville	18.14	Woodville South	16.5
Saint Pauls OS	18.12	West Croydon	12.9
Adelaide Lutheran	15.8	Smithfield	9.11
C.B.C.O.C.	21.8	Mitcham	8.9
North Haven	12.11	Pembroke OS	10.9

**19.7.97**

Pembroke OS	13.12	Adelaide Lutheran	12.8
Hectorville	13.9	C.B.C.O.C.	9.12
North Haven	17.8	Saint Pauls OS	13.7
Mitcham	16.10	Smithfield	11.17
Woodville South	20.18	West Croydon	8.7

**26.7.97**

Saint Pauls OS	12.18	Smithfield	8.7
West Croydon	14.10	C.B.C.O.C.	12.14
Hectorville	17.12	Adelaide Lutheran	10.10
Mitcham	18.10	Pembroke OS	5.9
Woodville South	20.8	North Haven	15.15

**2.8.97**

Pembroke OS	13.14	Saint Pauls OS	14.6
C.B.C.O.C.	16.16	Adelaide Lutheran	6.15
Hectorville	15.12	West Croydon	13.11
North Haven	17.10	Smithfield	12.13
Woodville South	17.18	Mitcham	11.9

**9.8.97**

C.B.C.O.C.	23.17	Smithfield	11.9
Hectorville	10.11	Saint Pauls OS	7.15
Pembroke OS	16.9	Woodville South	12.16
Mitcham	21.14	West Croydon	10.14
North Haven	28.9	Adelaide Lutheran	12.8

**16.8.97**

Pembroke OS	16.17	Smithfield	11.15
Hectorville	15.5	North Haven	11.5
Woodville South	21.21	C.B.C.O.C.	9.8
Adelaide Lutheran	11.9	West Croydon	10.12
Mitcham	12.10	Saint Pauls OS	7.9

**23.8.97**

Pembroke OS	10.12	C.B.C.O.C.	9.10
Saint Pauls OS	10.15	Adelaide Lutheran	6.12
Smithfield	15.10	Woodville South	12.17
Mitcham	14.11	Hectorville	5.8
North Haven	16.10	West Croydon	5.9

**D5 PREMIERSHIP TABLE**  
*(At the End of the Minor Round)*

CLUB	GAMES	W	L	D	FOR	AGST	POINTS	%
Pembroke OS	18	15	3	0	1925	1423	30	57.50
Mitcham	18	12	6	0	1738	1503	24	52.63
Hectorville	18	11	7	0	1753	1661	22	51.35
C.B.C.O.C.	18	10	8	0	1745	1628	20	51.73
North Haven	18	10	8	0	1745	1628	20	51.73
Woodville South	18	9	9	0	1720	1765	18	49.35
Adelaide Lutheran	18	9	9	0	1476	1634	18	47.46
Smithfield	18	6	12	0	1798	1952	12	47.95
Saint Pauls OS	18	5	13	0	1437	1739	10	45.25
West Croydon	18	3	15	0	1400	2029	6	40.83

**D5 FINALS RESULTS***1st Semi Final...30.8.97*

<b>Hectorville</b>	2.2	C.B.C.O.C.	1.2
	4.4		2.4
	10.5		2.7
	17.7		5.8

*2nd Semi Final...30.8.97*

<b>Pembroke OS</b>	4.2	Mitcham	0.2
	10.6		3.4
	11.7		8.8
	15.13		8.8

*Preliminary Final...6.9.97*

<b>Hectorville</b>	4.3	Mitcham	1.4
	4.3		1.5
	7.3		1.7
	8.4		3.9

*GRAND FINAL...13.9.97*

<b>*Pembroke OS*</b>	4.4	Hectorville	0.3
	6.7		3.5
	14.10		5.5
	16.12		6.11

**GRADE D5  
DICKER MEDAL  
DAMIEN LAAN  
Hectorville**

**ADELAIDE LUTHERAN**

R. Leske	20
L. Wilksch	12
T. Modra	5
S. Hartwig	3
J. Perre	2
L. Sorensen	2
P. Wandel	2
S. Munchenberg	2
B. Eckermann	1
F. Condo	1
M. Lewis	1
S. Temme	1
<b>TOTAL</b>	<b><u>31</u></b>

**C.B.C.O.C.**

K. Purves	13
S. Winter	9
P. Wadsworth	5
D. Giles	3
G. Winter	3
J. Palmer	3
P. Floreani	3
P. Vance	3
S. Smith	3
A. M <sup>e</sup> Inerney	2
A. Tisato	2
J. Foster	2
M. Kieboom	2
M. O'Dea	2
R. Burdett	2
S. Byrnes	2
<b>TOTAL</b>	<b><u>51</u></b>

**HECTORVILLE**

D. Laan	29
K. Stephenson	11
S. Amos	6
K. Stephenson	3
D. Drewitt	2
C. Green	1
J. Aubert	1
<b>TOTAL</b>	<b><u>53</u></b>

**MITCHAM**

D. Kelly	13
T. Vaughan	12
c. Dickson	6
R. Tucker	6
B. Young	5
J. Souter	4
J. Murray	3
S. Priesley	3
D. King	2
J. Dalby	2
K. Davies	2
<b>TOTAL</b>	<b><u>58</u></b>

**NORTH HAVEN**

C. Henderson	12
N. Montgomery	11
J. Langford	7
R. Hanson	5
M. Moss	4
T. Zegarac	4
I. Phillips	3
R. Williams	3



W. Wertiko	3
A. Gray	2
C. Twaddle	2
R. Steed	2
T. Roberts	2
J. Pettrey	1
<b>TOTAL</b>	<b><u>61</u></b>

**PEMBROKE OS**

R. Rasheed	13
J. O'Keefe	9
M. Rochow	6
R. Schrale	6
T. Rowley	6
T. Redin	4
A. Bevan	3
D. Oatey	3
G. Black	3
M. Harmer	3
J. Egan	2
M. Chidley	2
J. Rasheed	1
<b>TOTAL</b>	<b><u>61</u></b>

**SMITHFIELD**

M. Moss	20
D. Newman	5
P. Hicks	5
R. Moss	5
D. Fry	3
J. Crowhurst	3
S. Rundle	3
<b>TOTAL</b>	<b><u>44</u></b>

**SAINT PAULS OS**

S. Matthewman	13
M. Loveday	9
B. Horsell	7
T. Smitham	5
S. Emery	3
B. Griffin	2
A. Oudshorn	1
<b>TOTAL</b>	<b><u>40</u></b>

**WEST CROYDON**

P. Edwards	8
J. Soar	5
K. Mills	4
A. Wright	3
I. Dettmann	3
T. Barilla	3
N. Horn	2
C. Millard	1
C. Polito	1
<b>TOTAL</b>	<b><u>30</u></b>

**WOODVILLE SOUTH**

C. Simpson	16
M. Harris	14
C. Wilson	9
D. Stapps	9
S. Reid	5
J. Neideck	4
G. Pascoe	3
D. Stasic	2
M. Wittacker	2
R. Loechel	2
W. Williams	2
A. Hewitt	1
Lucas	1
<b>TOTAL</b>	<b><u>70</u></b>



# D5 LEADING GOALKICKER

*ROGER RASHEED*

**Pembroke OS**

**94 GOALS**

## PHOTO NOT SUPPLIED BY CLUB

### *ADELAIDE LUTHERAN*

L. Wilksch	32
S. Mahoney	22
T. Bates	18

### *PEMBROKE OS*

R. Rasheed	94
J. O'Keefe	58
J. Rasheed	22

### *C.B.C.O.C.*

S. Winter	35
M. Kieboom	33
J. Palmer	32

### *SAINT PAULS OS*

T. Smitham	29
B. Horsell	28
D. Howlett	14

### *HECTORVILLE*

J. Aubert	38
S. Dunn	22
B. Lehmann	22

### *SMITHFIELD*

D. Fry	49
J. Leecroft	25
P. Hicks	21

### *MITCHAM*

C. Dickson	70
D. Hogan	26
J. Souter	21

### *WOODVILLE SOUTH*

S. Reid	41
A. Hewitt	40
D. Stapps	34

### *NORTH HAVEN*

N. Montgomery	40
W. Wertiko	28
T. Sunman	22

### *WEST CROYDON*

K. Mills	25
P. Rennie	19
C. Hinter	17



# DIVISION 5 RESERVE



Pembroke OS, Mitcham and C.B.C.O.C. dominated the first half of the season and always appeared likely to fight it out for the double chance, whilst Smithfield or North Haven appeared most likely to fill the other position. West Croydon and Adelaide Lutheran were competitive whilst Saint Pauls OS and Hectorville battled hard without having the resources and unfortunately Woodville South were to go through the season winless.

The second half of the year saw Pembroke OS and Mitcham clear out to get the double chance and C.B.C.O.C. whilst falling away retained their finals position. It was West Croydon who looked dangerous flying home to grab the fourth spot after realising their "A" grade was destined to be relegated, and so strengthened their "B" grade side with a number of players who had played a lot of football at much higher levels.

The knock out final pitted C.B.C.O.C. against West Croydon and as expected West Croydon ran away to an easy 10 goal win.

The second Semi Final was a very hard fought contest between the two best "true B grade" sides which saw Pembroke OS hold on for a 10 point victory in a very good game of reserve grade football and advance to the Grand Final.

In the Preliminary final in atrocious conditions the West Croydon side proved too strong for Mitcham and expectably advanced to the Grand Final.

The Grand Final at Edwardstown saw Pembroke OS dominate the game early but poor kicking for goal with five straight behinds may have cost it its opportunity. Once West Croydon gained possession for a consistent part of the second quarter they were able to establish a 2 goal break and with their playing experience were able to always maintain control of the game and record what some would see as a hollow victory.

# D5 RESERVE PREMIERS A.C. Samuel Shield WEST CROYDON



*Back Row:* P. Aberie, C. Dettmann, C. Chadwick, A. Harris (Trainer), K. Dettman (Ass Manager, M. Cox, D. Hill (Runner)  
*Middle Row:* J. Cartwright (Secretary), C. Hinter, M. M<sup>c</sup> Pherson, S. Matthews, C. Paues, D. Reid, D. Soar, S. Bandick, I. Dettman, K. Hughes (Ass Secretary)  
*Front Row:* B. Barrett (Trainer), A. Rennie, J. Whellum, D. Kretschmer (V. Captain), W. Meaker (Coach), A. M<sup>c</sup> Mahon (Dep V. Captain), W. Meaker (Coach), M. Steele, P. Holmes (Team Manager)

## D5 RESERVE RESULTS

### 19.4.97

Pembroke OS	24.10	Hectorville	1.5
C.B.C.O.C.	14.10	Saint Pauls OS	11.8
Adelaide Lutheran	20.9	Woodville South	1.9
West Croydon	15.17	Smithfield	7.13
Mitcham	17.19	North Haven	9.4

### 17.5.97

Pembroke OS	11.12	Mitcham	10.6
C.B.C.O.C.	19.13	West Croydon	6.13
Hectorville	5.15	Adelaide Lutheran	6.7
Smithfield	15.13	Saint Pauls OS	12.11
North Haven	22.18	Woodville South	3.2

### 26.4.97

Smithfield	11.16	Hectorville	6.11
Saint Pauls OS	19.22	Woodville South	2.2
Pembroke OS	17.18	West Croydon	7.9
Mitcham	19.11	Adelaide Lutheran	9.11
C.B.C.O.C.	11.14	North Haven	10.6

### 24.5.97

Pembroke OS	12.19	Saint Pauls OS	8.4
West Croydon	18.9	Hectorville	6.15
C.B.C.O.C.	13.6	Adelaide Lutheran	8.9
Mitcham	21.28	Woodville South	2.5
North Haven	17.23	Smithfield	7.7

### 3.5.97

Pembroke OS	13.15	North Haven	7.9
Mitcham	16.11	C.B.C.O.C.	7.13
Saint Pauls OS	14.11	West Croydon	14.4
Smithfield	12.12	Adelaide Lutheran	8.15
Hectorville	14.23	Woodville South	3.2

### 31.5.97

Pembroke OS	15.19	Woodville South	3.6
Saint Pauls OS	17.11	Hectorville	4.6
C.B.C.O.C.	12.14	Smithfield	10.10
Adelaide Lutheran	10.8	North Haven	9.10
Mitcham	15.19	West Croydon	7.11

### 10.5.97

C.B.C.O.C.	15.19	Hectorville	3.4
West Croydon	26.13	Woodville South	4.6
Adelaide Lutheran	12.10	Pembroke OS	11.8
Mitcham	13.13	Smithfield	7.10
North Haven	19.16	Saint Pauls OS	4.13

### 14.6.97

C.B.C.O.C.	18.14	Woodville South	3.7
Mitcham	18.20	Saint Pauls OS	11.9
Pembroke OS	15.15	Smithfield	12.6
West Croydon	16.10	Adelaide Lutheran	9.13
North Haven	16.19	Hectorville	7.6

**21.6.97**

Pembroke OS	13.9	C.B.C.O.C.	5.9
Mitcham	26.16	Hectorville	5.7
Smithfield	16.16	Woodville South	5.7
West Croydon	12.7	North Haven	9.18
Adelaide Lutheran	12.6	Saint Pauls OS	11.8

**26.7.97**

Smithfield	16.10	Saint Pauls OS	5.7
West Croydon	11.14	C.B.C.O.C.	7.12
Adelaide Lutheran	15.12	Hectorville	5.1
Pembroke OS	7.13	Mitcham	5.7
North Haven	21.14	Woodville South	4.3

**28.6.97**

Pembroke OS	21.19	Hectorville	1.3
C.B.C.O.C.	15.12	Saint Pauls OS	6.4
Smithfield	23.19	West Croydon	3.4
Adelaide Lutheran	16.18	Woodville South	5.11
Mitcham	12.13	North Haven	9.10

**2.8.97**

Pembroke OS	8.17	Saint Pauls OS	8.8
C.B.C.O.C.	11.20	Adelaide Lutheran	4.6
West Croydon	23.18	Hectorville	5.4
Smithfield	14.11	North Haven	10.19
Mitcham	11.12	Woodville South	6.11

**5.7.97**

Pembroke OS	13.16	West Croydon	8.7
C.B.C.O.C.	12.12	North Haven	10.9
Smithfield	13.22	Hectorville	6.11
Saint Pauls OS	12.19	Woodville South	6.15
Mitcham	22.19	Adelaide Lutheran	2.5

**9.8.97**

Smithfield	11.12	C.B.C.O.C.	9.4
Saint Pauls OS	14.16	Hectorville	6.5
Pembroke OS	19.16	Woodville South	3.8
West Croydon	16.17	Mitcham	12.11
North Haven	12.8	Adelaide Lutheran	2.4

**12.7.97**

Hectorville	9.12	Woodville South	5.12
West Croydon	17.13	Saint Pauls OS	4.6
Adelaide Lutheran	14.9	Smithfield	8.17
Mitcham	13.10	C.B.C.O.C.	10.11
North Haven	16.11	Pembroke OS	6.7

**16.8.97**

Pembroke OS	16.10	Smithfield	11.5
North Haven	8.13	Hectorville	5.9
C.B.C.O.C.	12.12	Woodville South	8.8
West Croydon	19.7	Adelaide Lutheran	5.16
Mitcham	16.16	Saint Pauls OS	12.6

**19.7.97**

Pembroke OS	11.14	Adelaide Lutheran	4.6
C.B.C.O.C.	12.11	Hectorville	5.4
North Haven	18.18	Saint Pauls OS	11.8
Mitcham	11.12	Smithfield	6.12
West Croydon	16.15	Woodville South	8.10

**23.8.97**

Pembroke OS	16.14	C.B.C.O.C.	5.3
Saint Pauls OS	7.18	Adelaide Lutheran	6.12
Smithfield	16.15	Woodville South	4.4
Mitcham	15.18	Hectorville	1.4
West Croydon	5.12	North Haven	4.10

**D5 RESERVE PREMIERSHIP TABLE**  
(At the End of the Minor Round)

CLUB	GAMES	W	L	D	FOR	AGST	POINTS	%
Pembroke OS	18	16	2	0	1739	878	32	66.45
Mitcham	18	15	3	0	1891	993	30	65.57
C.B.C.O.C.	18	12	6	0	1451	1142	24	55.96
West Croydon	18	12	6	0	1634	1317	24	55.37
Smithfield	18	10	8	0	1516	1292	20	53.99
North Haven	18	9	9	0	1591	1100	18	59.12
Adelaide Lutheran	18	7	11	0	1148	1386	14	45.30
Saint Pauls OS	18	6	12	0	1305	1522	12	46.16
Hectorville	18	3	15	0	710	1820	6	28.06
Woodville South	18	0	18	0	578	2113	0	21.48

**D5 RESERVE FINALS RESULTS***1st Semi Final...30.8.97*

<b>West Croydon</b>	3.3	C.B.C.O.C.	2.0
	5.9		2.1
	11.12		4.2
	14.15		5.4

*2nd Semi Final...30.8.97*

<b>Pembroke OS</b>	1.4	Mitcham	1.1
	4.7		3.2
	7.8		4.3
	7.10		6.5

*Preliminary Final...6.9.97*

<b>West Croydon</b>	5.3	Mitcham	0.0
	8.3		3.4
	11.5		3.5
	11.5		6.5

*GRAND FINAL...13.9.97*

<b>*West Croydon*</b>	2.3	Pembroke OS	0.5
	4.6		2.9
	4.9		3.10
	6.12		3.12

**GRADE D5 RESERVE  
WILSON MEDAL  
THOMAS B HUGHES  
Mitcham**

**ADELAIDE LUTHERAN**

M. Emmett	8
C. Leeton	5
D. Blason	4
J. Koop	4
A. Fisher	3
A. Nelson	3
C. Jantke	3
B. Chandler	2
D. Slade	2
F. Raponi	2
M. Bell	2
M. Borgas	2
A. Zanker	1
G. Hughes	1
G. Kerber	1
J. Mac Kenzie	1
M. Jongeneel	1
<b>TOTAL</b>	<b><u>45</u></b>

**C.B.C.O.C.**

C. Bubner	9
P. Konopka	9
R. Scheer	7
C. Jeffries	5
D. Giles	5
D. Puletama	3
M. Siebenhritt	3
S. Conlon	3
S. Smith	3
B. Hegaty	2
G. Cain	2
L. Elliott	2
M. Whiley	2
S. Pritchard	2
T. Logan	2
A. Fiora	1
M. Plant	1
<b>TOTAL</b>	<b><u>61</u></b>

**HECTORVILLE**

M. Sette	4
A. James	3
B. Robin	3
R. Langdon	3
A. Wright	2
D. Madden	2
J. Dick	2
J. Hartley	2
S. Dunn	2
R. Eade	1
<b>TOTAL</b>	<b><u>27</u></b>

**MITCHAM**

T. Hughes	23
A. Hancock	8
T. Eden	5
D. King	4
F. La Fratta	4
K. Malone	4
N. Hancock	4
S. Hage	4
A. Guidera	3
E. Kohler	3



J. Amato	3
J. Kingston	3
L. Kingston	3
L. M <sup>c</sup> Leod	3
G. Sauer	2
A. Manos	1
K. Davies	1
S. Taylor	1
<b>TOTAL</b>	<b><u>79</u></b>

**NORTH HAVEN**

J. Pridham	8
A. Lipson	6
J. Twaddle	6
M. Heffernan	6
P. Slater	3
R. Steed	3
D. Bunting	2
J. Langford	2
M. Renfrey	2
T. Roberts	2
A. Lawler	1
A. Remphrey	1
D. Hastings	1
P. Fowler	1
<b>TOTAL</b>	<b><u>44</u></b>

**PEMBROKE OS**

A. Fotheringham	18
L. Hern	11
A. Burford	9
N. Elsdon	7
L. Brill	6
M. Artz	4
T. Howe	4
M. Kelly	3
S. Coster	3
S. Kennett	3
A. Clark	2
S. James	2
D. Hoffman	1
M. Fotheringham	1
M. Grove	1
S. Wark	1
T. Hughes	1
<b>TOTAL</b>	<b><u>77</u></b>

**SMITHFIELD**

M. Reading	9
V. Purdey	6
D. Downes	5
L. Baker	4
N. Vawser	4
R. Wilton	4
S. Hassan	4
C. Rundle	3
G. Viant	3
R. Buckfield	3
S. Blanch	3
T. Wyten	3
A. Melrose	2
I. Silsby	2
J. Hocking	2
N. Sidwell	2
J. Crowhurst	1
M. Edington	1
<b>TOTAL</b>	<b><u>61</u></b>

**SAINT PAULS OS**

A. Altamura	13
D. Emery	5
K. Stocker	5
J. Fielke	3
M. Robertson	3
T. Simper	3
B. Trussell	2
J. Perdelis	2
L. Hill	2
M. Hynes	2
D. Quilliam	1
J. Pudney	1
<b>TOTAL</b>	<b><u>42</u></b>

**WEST CROYDON**

C. Paues	18
I. Dettmann	8
M. Slee	6
M. Cox	5
K. Bryant	4
A. M <sup>c</sup> Mahon	3
B. Johns	3
D. Egan	3
D. Fischermann	3
F. Quies	3
J. Whellum	3
A. Rennie	2
C. Edwards	2
M. Pert	2
S. Mathews	1
<b>TOTAL</b>	<b><u>65</u></b>

**WOODVILLE SOUTH**

P. Simpson	5
T. West	4
M. Trembath	3
B. Hanselman	2
G. Leurs	2
J. Marshall	2
J. Parry	2
S. Williams	2
T. Hauffe	2
T. Luter	2
J. Schutt	1
T. Hummel	1
<b>TOTAL</b>	<b><u>28</u></b>

# D5 RESERVE LEADING GOALKICKER

**MARK E BORGAS**

**Adelaide Lutheran**

**60 GOALS**



## ***ADELAIDE LUTHERAN***

M. Borgas	60
M. Jongeneel	11
M. Emmett	10

## ***PEMBROKE OS***

L. Brill	58
D. Hoffman	44
T. Howe	24

## ***C.B.C.O.C.***

R. Scheer	30
B. Higgins	15
M. Cozzi	13

## ***SAINT PAULS OS***

D. Quilliam	20
L. Hill	18
D. Howlett	12

## ***HECTORVILLE***

E. Good	8
A. Wright	7
D. Madden	6

## ***SMITHFIELD***

G. Viant	26
M. Reading	25
V. Purdey	21

## ***MITCHAM***

A. Guidera	46
T. Hall	25
C. Lamshed	20

## ***WOODVILLE SOUTH***

T. Luter	9
S. Williams	6
B. Hanselman	5

## ***NORTH HAVEN***

B. Robertson	18
A. Remphrey	18
P. Pearce	16

## ***WEST CROYDON***

M. Cox	43
M. Steele	36
C. Hinter	27

# DIVISION 6



Pre season the 1997 Division 6 Competition looked set to be a very even affair. However after the first few rounds it appeared that Eastern Park could be the team to beat, and having lost only two games in the minor round deserved to go in to the finals round as Premiership favourites.

Central United were another team that dominated the competition finishing the minor round in second spot and playing good hard football were always going to be a contender.

Burnside Kensington were the surprise packet of the competition, starting the season slowly and with an influx of players after the season was well under way looked like taking all before them, the solid thrashing of Eastern Park in the last minor round game sent them in to the finals round on a high note.

Para Hills were always going to be around the mark as they were clearly better than the lower sides and always pushed the top sides for three quarters without being able to break through for the upset win.

Campbelltown Magill were another side who could push the top teams all the way playing their brand of good hard football and had a keen contest with Para Hills vying for fourth spot.

Ingle Farm had by their standards a disappointing season and although they had the talent to match it with most teams for half a game, never looked to be a threat to the big guns.

Adelaide High OS also had a very ordinary season and while having some talented players just didn't have enough of them.

North Pines while have having a disappointing season were capable of playing good competitive football as their win over top side Eastern Park proved but their efforts were just too inconsistent.

Colonel Light Gardens and Wingfield Royals were always out of their depths in this grade enough said.

The final series proved to be an absolute "belter" and the fans certainly got their money's worth. Burnside Kensington went on their merry way comfortably accounting for Para Hills in a high standard first semi-final, while the more fancied Eastern Park went down in a hard slogging affair against Central United. The Preliminary Final between Burnside Kensington and Eastern Park produced the type of football worth bottling, with both teams going in hard and both forward lines finding it difficult to get past very determined back lines. With the last minor round result in the back of their mind Eastern Park held on against a formidable opponent to scrape in by the smallest of winning margins.

The Grand Final was one of those copy book games where no quarter is asked and none given. Both teams jumped out of the blocks and the backlines of the respective teams were under constant pressure as Eastern Park went to an early lead but one that was always only a kick or two ahead, only to see Central United rally and close the gap time after time with Eastern Park holding on in a cliff hanger last quarter to take the flag by one point.

# D6 PREMIERS Mervyn Evans Shield

## EASTERN PARK

**PHOTO NOT SUPPLIED BY CLUB**

### D6 RESULTS

#### 19.4.97

Para Hills	30.22	Colonel Light Gardens	7.9
Campbelltown Magill	20.18	Ingle Farm	11.13
Central United	19.12	Burnside Kensington	18.9
Eastern Park	35.26	Wingfield Royals	10.10
Adelaide High OS	17.10	North Pines	16.8

#### 17.5.97

North Pines	18.20	Colonel Light Gardens	5.8
Central United	18.13	Ingle Farm	9.8
Para Hills	23.19	Wingfield Royals	5.2
Campbelltown Magill	19.4	Burnside Kensington	14.9
Eastern Park	25.14	Adelaide High OS	10.11

#### 26.4.97

Para Hills	28.17	Burnside Kensington	13.7
Eastern Park	17.9	Campbelltown Magill	12.18
Central United	29.14	Colonel Light Gardens	3.5
North Pines	19.17	Wingfield Royals	13.3
Adelaide High OS	19.14	Ingle Farm	10.8

#### 24.5.97

Campbelltown Magill	33.16	Colonel Light Gardens	2.3
Para Hills	15.10	Central United	11.17
Ingle Farm	23.14	Wingfield Royals	7.5
Eastern Park	19.15	North Pines	12.5
Burnside Kensington	25.28	Adelaide High OS	15.9

#### 3.5.97

Adelaide High OS	15.19	Colonel Light Gardens	8.9
Ingle Farm	14.11	North Pines	9.8
Burnside Kensington	23.16	Wingfield Royals	5.10
Eastern Park	16.18	Para Hills	9.10
Central United	9.9	Campbelltown Magill	5.15

#### 31.5.97

Eastern Park	19.12	Colonel Light Gardens	9.8
Para Hills	15.14	Campbelltown Magill	14.2
Burnside Kensington	25.22	Ingle Farm	13.7
Central United	17.19	North Pines	5.4
Adelaide High OS	24.11	Wingfield Royals	6.7

#### 10.5.97

Para Hills	22.11	Ingle Farm	2.10
Eastern Park	12.12	Central United	7.11
Wingfield Royals	10.14	Colonel Light Gardens	8.4
Burnside Kensington	22.14	North Pines	8.8
Campbelltown Magill	15.14	Adelaide High OS	11.9

#### 14.6.97

Eastern Park	16.12	Ingle Farm	9.4
Burnside Kensington	29.35	Colonel Light Gardens	10.6
Central United	24.21	Wingfield Royals	4.6
Campbelltown Magill	17.11	North Pines	12.5
Para Hills	17.15	Adelaide High OS	14.11

**21.6.97**

Ingle Farm	25.15	Colonel Light Gardens	7.7
Para Hills	22.18	North Pines	10.8
Campbelltown Magill	24.13	Wingfield Royals	4.2
Eastern Park	19.15	Burnside Kensington	17.16
Central United	14.18	Adelaide High OS	11.10

**28.6.97**

Para Hills	20.24	Colonel Light Gardens	7.1
Campbelltown Magill	13.8	Ingle Farm	13.7
Central United	12.9	Burnside Kensington	10.14
Eastern Park	31.14	Wingfield Royals	6.6
Adelaide High OS	17.18	North Pines	11.4

**5.7.97**

Central United	21.8	Colonel Light Gardens	8.6
Ingle Farm	15.12	Adelaide High OS	7.14
Burnside Kensington	24.22	Para Hills	15.10
Eastern Park	21.21	Campbelltown Magill	18.11
North Pines	23.15	Wingfield Royals	5.6

**12.7.97**

Eastern Park	20.15	Para Hills	10.5
Central United	13.11	Campbelltown Magill	10.9
Burnside Kensington	22.26	Wingfield Royals	1.5
Ingle Farm	10.12	North Pines	9.10
Adelaide High OS	15.13	Colonel Light Gardens	12.11

**19.7.97**

Colonel Light Gardens	22.18	Wingfield Royals	2.10
Ingle Farm	22.17	Para Hills	12.13
Campbelltown Magill	29.25	Adelaide High OS	9.10
Burnside Kensington	29.25	North Pines	13.11
Eastern Park	16.12	Central United	11.5

**26.7.97**

Burnside Kensington	19.23	Campbelltown Magill	13.12
Central United	10.21	Ingle Farm	8.10
Para Hills	30.21	Wingfield Royals	1.1
North Pines	19.21	Colonel Light Gardens	9.4
Eastern Park	36.19	Adelaide High OS	12.15

**2.8.97**

Campbelltown Magill	27.12	Colonel Light Gardens	11.3
Ingle Farm	42.21	Wingfield Royals	2.5
Para Hills	23.13	Central United	14.6
Burnside Kensington	30.30	Adelaide High OS	3.12
North Pines	16.21	Eastern Park	13.7

**9.8.97**

Burnside Kensington	17.18	Ingle Farm	10.10
Campbelltown Magill	23.15	Para Hills	10.14
Eastern Park	32.28	Colonel Light Gardens	6.5
Central United	13.12	North Pines	7.16
Adelaide High OS	38.26	Wingfield Royals	5.16

**16.8.97**

Burnside Kensington	29.28	Colonel Light Gardens	4.6
Para Hills	25.9	Adelaide High OS	13.11
Campbelltown Magill	15.12	North Pines	9.10
Eastern Park	15.18	Ingle Farm	11.9
Central United	39.27	Wingfield Royals	0.4

**23.8.97**

Ingle Farm	21.21	Colonel Light Gardens	12.3
Burnside Kensington	26.26	Eastern Park	10.15
Campbelltown Magill	19.15	Wingfield Royals	4.4
Para Hills	23.14	North Pines	10.5
Central United	10.9	Adelaide High OS	8.10

### D6 PREMIERSHIP TABLE (At the End of the Minor Round)

CLUB	GAMES	W	L	D	FOR	AGST	POINTS	%
Eastern Park	18	16	2	0	2514	1454	32	63.36
Central United	18	14	4	0	1989	1205	28	62.27
Burnside Kensington	18	13	5	0	2720	1481	26	64.75
Para Hills	18	13	5	0	2353	1533	26	60.55
Campbelltown Magill	18	12	6	0	2185	1400	24	60.95
Ingle Farm	18	8	10	0	1817	1660	16	52.26
Adelaide High OS	18	7	11	0	1781	2110	14	45.77
North Pines	18	5	13	0	1552	1899	10	44.97
Colonel Light Gardens	18	1	17	0	1016	2696	2	27.37
Wingfield Royals	18	1	17	0	649	3138	2	17.14

**D6 FINALS RESULTS***1st Semi Final...30.8.97*

<b>Burnside Kensington</b>	2.2
	11.5
	13.7
	16.13

Para Hills	2.2
	4.5
	7.9
	7.9

*2nd Semi Final...30.8.97*

<b>Central United</b>	6.2	Eastern Park	2.1
	8.2		7.4
	12.7		7.8
	16.10		12.8

*Preliminary Final...6.9.97*

<b>Eastern Park</b>	4.5	Burnside Kensington	2.3
	6.6		5.7
	9.13		5.7
	9.13		9.12

*GRAND FINAL...13.9.97*

<b>*Eastern Park*</b>	3.2	Central United	2.1
	7.5		5.2
	7.5		6.3
	9.6		9.4



**GRADE D6  
HOOPER MEDAL  
MICHAEL J GILMOUR  
Burnside Kensington**

**ADELAIDE HIGH OS**

A. Jenner	20
C. Noble	10
M. Bartel	5
P. Beltrame	3
C. M <sup>c</sup> Donald	2
M. Tankosic	2
C. Howard	1
S. Vick	1
<b>TOTAL</b>	<b><u>44</u></b>

**BURNSIDE KENSINGTON**


M. Gilmour	34
C. Munro	10
S. Speck	9
M. Bradley	8
J. Calipari	6
P. Juzalenas	6
A. Toffoli	5
M. Kelly	2
T. Hynd	2
T. Signoriello	1
<b>TOTAL</b>	<b><u>83</u></b>

**CAMPBELLTOWN MAGILL**

A. Zanker	14
G. Clark	11
P. Oldacre	10
D. Cockburn	8
M. Haren	6
M. Lloyde	6
A. Watson	5
M. Campbell	4
S. Harper	3
B. Blackford	1
M. Lineage	1
R. Wright	1
S. Baker	1
<b>TOTAL</b>	<b><u>71</u></b>

**CENTRAL UNITED**

G. M <sup>c</sup> Donald	8
M. O'Connell	8
P. Kennewell	8
B. Gates	7
H. Fowler	7
S. Bean	6
S. Dowden	5
R. Walloscheck	4
A. Butterworth	3
D. Troubridge	3
C. Rigney	2
D. Glare	2
D. Knowles	1
J. Harley	1
<b>TOTAL</b>	<b><u>65</u></b>



**COLONEL LIGHT GARDENS**

M. Butler	4
D. Ludwig	3
K. Rumbelow	3
P. Johns	3
C. Johns	2
M. Blair	2
M. Hammond	2
T. Owen	2
A. Brown	1
B. Ellis	1
D. Davis	1
K. Sunstrom	1
M. Mulloy	1
<b>TOTAL</b>	<b><u>26</u></b>

**EASTERN PARK**

C. Payne	22
M. Hennessy	13
M. Burden	8
P. Laurie	6
D. Sansbury	3
A. Duke	2
C. Wilson	2
M. Debrenne	2
W. M <sup>c</sup> Cann	2
B. Hancock	1
B. Hunt	1
M. Williams	1
<b>TOTAL</b>	<b><u>63</u></b>

**INGLE FARM**

G. Mesecke	10
J. Cappelluti	8
J. Clarke	8
N. Rattley	6

D. Mesecke	5
J. Mount	4
P. Duthy	3
W. Collins	3
D. Hearing	2
G. Bridgman	2
J. Noye	2
P. Treloar	2
A. Pointon	1
B. Norsworthy	1
G. Neate	1
R. Geisler	1
<b>TOTAL</b>	<b><u>59</u></b>

**NORTH PINES**

A. Winstanley	5
M. Edwards	4
D. M <sup>c</sup> Connell	3
J. Burnett	3
K. Andrews	3
L. Lagana	3
P. Walker	3
D. Swann	2
G. Firebrace	1
G. Matthews	1
S. Walton	1
<b>TOTAL</b>	<b><u>29</u></b>

**PARA HILLS**

S. Beer	8
X. Davey	7
B. Ireland	5
D. Sahb	5
J. Jurgens	5
T. Bell	5
A. Marks	4
D. Beasy	3
D. Purdie	3
P. Williams	3
R. Mitchard	3
B. Serravalli	2
R. King	2
D. Woodhart	1
J. Von Bertouch	1
N. Cornelius	1
<b>TOTAL</b>	<b><u>58</u></b>

**WINGFIELD ROYALS**

T. Leonello	5
G. Ellis	4
G. Elliott	3
S. Muldoon	3
D. Mattner	2
M. Rufnak	1
<b>TOTAL</b>	<b><u>18</u></b>

# D6 LEADING GOAL KICKER

*CHRIS MUNRO*  
Burnside Kensington  
83 GOALS

## PHOTO NOT SUPPLIED BY CLUB

### *ADELAIDE HIGH OS*

D. Blight	54
C. Howard	34
M. Tankosic	24

### *EASTERN PARK*

C. Payne	56
D. Thompson	54
M. Debrenne	42

### *BURNSIDE KENSINGTON*

C. Munro	83
A. Toffoli	58
W. Munro	35

### *INGLE FARM*

P. Duthy	54
D. Hearing	38
J. Cappelluti	29

### *CAMPBELLTOWN MAGILL*

G. Clark	64
S. Harper	59
M. Campbell	55

### *NORTH PINES*

L. Lagana	53
A. Winstanley	35
C. Carroll	18

### *CENTRAL UNITED*

S. Dowden	79
D. Glare	27
D. Troubridge	16

### *PARA HILLS*

D. Beer	64
J. Von Bertouch	34
A. Marks	32

### *COLONEL LIGHT GARDENS*

S. Montgomerie	23
K. Rumbelow	20
M. Butler	13

### *WINGFIELD ROYALS*

K. Kohler	24
M. Rufnak	14
A. Ieraci	7

# DIVISION 6 RESERVE



The Division 6 Reserves competition, apart from the draw with North Pines midway through the season, was somewhat of a one horse race with Eastern Park dominating.

Campbelltown Magill, Ingle Farm, Central United and Para Hills were left to fight for the remaining spots in the top four with Para Hills being the unlucky side finishing fifth.

The other teams in the competition were never really in the hunt and only demonstrated the vast difference between the top five and the bottom five.

At the end of the minor round Eastern Park finished top, Campbelltown Magill second, Ingle Farm third and Central United fourth.

In the semi finals Ingle Farm easily accounted for Central United while Eastern Park advanced straight to the Grand Final with a comfortable win over Campbelltown Magill.

In a lack lustre Preliminary Final the more fancied Campbelltown Magill lost to a more committed Ingle Farm.

The Grand Final looked set to be a close contest with Ingle Farm taking the game right up to Eastern Park in the first quarter and Eastern Park bouncing back to set up a handy four goal break at half time. In the third quarter Eastern Park stepped up the pace and ran away with the game to win comfortably by about 12 goals.

# D6 RESERVE PREMIERS Alex Cooper Shield EASTERN PARK

## PHOTO NOT SUPPLIED BY CLUB

### D6 RESERVE RESULTS

#### 19.4.97

Para Hills	11.11	Colonel Light Gardens	10.6
Ingle Farm	15.6	Campbelltown Magill	9.11
Burnside Kensington	15.9	Central United	14.13
Eastern Park	28.27	Wingfield Royals	3.2
North Pines	17.16	Adelaide High OS	7.6

#### 17.5.97

North Pines	22.16	Colonel Light Gardens	8.4
Ingle Farm	13.12	Central United	11.6
Para Hills	14.15	Wingfield Royals	8.9
Campbelltown Magill	20.18	Burnside Kensington	3.6
Eastern Park	16.10	Adelaide High OS	3.6

#### 26.4.97

Para Hills	24.24	Burnside Kensington	2.4
Eastern Park	15.16	Campbelltown Magill	6.5
Central United	21.8	Colonel Light Gardens	7.4
North Pines	14.15	Wingfield Royals	7.5
Ingle Farm	17.6	Adelaide High OS	11.9

#### 24.5.97

Campbelltown Magill	27.27	Colonel Light Gardens	6.4
Para Hills	13.11	Central United	11.15
Ingle Farm	24.13	Wingfield Royals	4.2
Eastern Park	33.15	North Pines	6.7
Adelaide High OS	20.14	Burnside Kensington	6.4

#### 3.5.97

Adelaide High OS	17.10	Colonel Light Gardens	4.8
Ingle Farm	13.11	North Pines	9.8
Burnside Kensington	8.16	Wingfield Royals	7.16
Eastern Park	13.16	Para Hills	7.7
Campbelltown Magill	7.11	Central United	6.10

#### 31.5.97

Eastern Park	28.17	Colonel Light Gardens	4.5
Campbelltown Magill	15.16	Burnside Kensington	10.12
Central United	12.8	North Pines	9.6
Adelaide High OS	22.25	Wingfield Royals	2.3
Ingle Farm	14.16	Burnside Kensington	10.12

#### 10.5.97

Ingle Farm	19.16	Para Hills	8.9
Eastern Park	16.15	Central United	6.3
Colonel Light Gardens	12.12	Wingfield Royals	11.7
North Pines	14.14	Burnside Kensington	8.9
Campbelltown Magill	14.9	Adelaide High OS	8.11

#### 14.6.97

Eastern Park	15.16	Ingle Farm	2.6
Burnside Kensington	27.22	Colonel Light Gardens	7.6
Central United	26.14	Wingfield Royals	0.2
Campbelltown Magill	20.12	North Pines	4.8
Adelaide High OS	15.18	Para Hills	11.6

**21.6.97**

Ingle Farm	13.20	Colonel Light Gardens	1.7
North Pines	12.14	Para Hills	10.11
Campbelltown Magill	31.7	Wingfield Royals	2.2
Eastern Park	24.17	Burnside Kensington	9.3
Central United	23.19	Adelaide High OS	5.9

**28.6.97**

Para Hills	34.15	Colonel Light Gardens	3.4
Campbelltown Magill	11.17	Ingle Farm	6.1
Central United	21.15	Burnside Kensington	4.1
Eastern Park	26.18	Wingfield Royals	5.6
Adelaide High OS	10.10	North Pines	10.8

**5.7.97**

Central United	39.17	Colonel Light Gardens	0.0
Ingle Farm	24.18	Adelaide High OS	6.4
Burnside Kensington	12.17	Para Hills	11.16
Eastern Park	19.18	Campbelltown Magill	9.5
North Pines	18.17	Wingfield Royals	5.7

**12.7.97**

Eastern Park	14.16	Para Hills	8.8
Campbelltown Magill	15.8	Central United	13.11
Burnside Kensington	11.13	Wingfield Royals	8.12
Ingle Farm	15.6	North Pines	10.12
Adelaide High OS	27.15	Colonel Light Gardens	4.1

**19.7.97**

Wingfield Royals	10.8	Colonel Light Gardens	9.5
Ingle Farm	13.15	Para Hills	8.9
Campbelltown Magill	16.10	Adelaide High OS	13.6
Burnside Kensington	16.9	North Pines	15.15
Eastern Park	9.13	Central United	10.7

**26.7.97**

Campbelltown Magill	16.13	Burnside Kensington	8.1
Central United	16.4	Ingle Farm	6.5
Para Hills	20.9	Wingfield Royals	5.7
North Pines	25.18	Colonel Light Gardens	0.3
Eastern Park	15.16	Adelaide High OS	4.5

**2.8.97**

Campbelltown Magill	30.28	Colonel Light Gardens	1.4
Ingle Farm	31.13	Wingfield Royals	4.6
Central United	19.17	Para Hills	5.12
Burnside Kensington	14.16	Adelaide High OS	14.10
Eastern Park	26.15	North Pines	9.5

**9.8.97**

Ingle Farm	19.16	Burnside Kensington	6.4
Para Hills	15.15	Campbelltown Magill	10.8
Central United	14.14	North Pines	13.9
Adelaide High OS	16.15	Wingfield Royals	12.15
Eastern Park defeated Colonel Light Gardens on a forfeit			

**16.8.97**

Burnside Kensington	22.14	Colonel Light Gardens	7.6
Para Hills	18.9	Adelaide High OS	12.14
Campbelltown Magill	35.22	North Pines	4.4
Eastern Park	12.15	Ingle Farm	13.5
Central United	24.23	Wingfield Royals	3.2

**23.8.97**

Ingle Farm	12.8	Colonel Light Gardens	2.11
Eastern Park	20.15	Burnside Kensington	7.5
Campbelltown Magill	12.14	Wingfield Royals	0.4
Para Hills	12.9	North Pines	6.11
Adelaide High OS	9.14	Central United	6.11

### D6 RESERVE PREMIERSHIP TABLE (At the End of the Minor Round)

CLUB	GAMES	W	L	D	FOR	AGST	POINTS	%
Eastern Park	18	17	0	1	2309	756	35	75.33
Campbelltown Magill	18	14	4	0	2053	1011	28	67.00
Ingle Farm	18	14	4	0	1807	1067	28	62.87
Central United	18	10	7	1	1967	1036	21	65.50
Para Hills	18	9	9	0	1620	1417	18	53.34
Adelaide High OS	18	8	10	0	1514	1549	16	49.43
North Pines	18	7	10	1	1495	1682	15	47.06
Burnside Kensington	18	7	10	1	1293	1906	15	40.42
Wingfield Royals	18	1	17	0	697	2347	2	22.90
Colonel Light Gardens	18	1	17	0	593	2577	2	18.71

### D6 RESERVE FINALS RESULTS

**1st Semi Final...30.8.97**

<b>Ingle Farm</b>	0.5	Central United	5.1
	3.8		7.2
	6.9		9.3
	11.10		10.3

**2nd Semi Final...30.8.97**

<b>Eastern Park</b>	6.3	Campbelltown Magill	2.1
	7.6		6.2
	9.11		8.3
	11.12		11.6

**Preliminary Final...6.9.97**

<b>Ingle Farm</b>	3.3	Campbelltown Magill	3.0
	3.4		4.3
	8.8		4.3
	9.10		6.6

**GRAND FINAL...13.9.97**

<b>*Eastern Park*</b>	4.2	Ingle Farm	2.0
	8.5		4.0
	14.10		4.1
	19.14		6.2

**GRADE D6 RESERVE  
O'GORMAN MEDAL  
RICHARD W SMITH  
Eastern Park**

**ADELAIDE HIGH OS**

G. Kloft	14
T. Hicks	8
M. Wells	5
B. Hansen	4
B. Harris	3
D. Yard	3
M. Barr	3
R. Papps	3
C. Thomas	2
M. Trimboli	2
W. Mitchell	2
A. Roberts	1
B. Scales	1
D. Paull	1
F. Simon	1
<b>TOTAL</b>	<b><u>53</u></b>

**BURNSIDE  
KENSINGTON**

T. Welsh	10
P. Carson	4
D. Roach	3
J. Lewis	3
P. Juzaalenas	3
S. Edwards	3
A. Roach	2
D. De Maria	2
D. Nowlan	2
G. Vonderwall	2
A. Franzon	1
L. Pahl	1
M. Spinelli	1
S. Quarrell	1
W. Cusenza	1
<b>TOTAL</b>	<b><u>39</u></b>

**CAMPBELLTOWN  
MAGILL**

M. Teague	16
J. Lenthall	8
C. Lambe	7
E. Zeneli	4
M. Reinhardt	4
A. Schultze	3
N. Baird	3
S. Donaldson	3
S. Riley	3
A. Watson	2
K. Hustler	2
N. Kossatch	2
T. Beaton	2
T. Hua	2
T. Little	2
A. Hudson	1
M. Austin	1
M. Capurso	1
P. Hall	1
R. Wright	1
<b>TOTAL</b>	<b><u>68</u></b>



**CENTRAL UNITED**

W. Walloscheck	10
J. Harley	9
D. Knowles	8
S. Balnaves	5
R. Stace	4
C. Agius	3
C. Calyun	3
G. M <sup>c</sup> Donald	3
J. Kohlmorgen	3
K. Holbrook	3
A. Caines	2
D. Doolan	2
P. Kennewell	2
S. Lee	2
W. Wilson	2
B. Mashford	1
D. Marshall	1
J. Hollis	1
M. Boyle	1
S. Coceyne	1
<b>TOTAL</b>	<b><u>66</u></b>

**COLONEL LIGHT  
GARDENS**

I. Dean	3
J. Moritz	3
K. Hocking	3
D. Williams	2
T. Julian	2
T. Venning	2
<b>TOTAL</b>	<b><u>15</u></b>

**EASTERN PARK**

R. Smith	25
R. Carter	14
P. Hughes	12
K. Prime	6
M. Williams	4

S. Caston	4
R. Duke	3
A. Mathews	2
K. Desmond	2
M. Prime	2
S. Brereton	2
T. Knowles	2
J. Mobbs	1
M. Borg	1
<b>TOTAL</b>	<b><u>80</u></b>

**INGLE FARM**

B. Pitt	14
B. Hurst	10
J. Mount	6
M. Hickey	5
R. Geisler	5
G. Clarke	4
A. Austin	3
A. Pointon	3
D. Aimes	3
J. Noye	3
N. Rattley	3
P. Dritsas	3
R. Rankine	3
A. Bugg	2
B. Grocke	2
K. Guy	2
M. Coad	2
D. Tuckwell	1
<b>TOTAL</b>	<b><u>74</u></b>

**NORTH PINES**

M. Ryman	12
S. Daziani	6
A. Lemar	4
L. Thorn	4

R. Davies	4
S. Lynch	4
D. Brooks	3
J. Mudge	3
M. Edwards	3
K. Norris	2
L. Plant	2
M. Crisp	2
A. Buchanan	1
D. Nguyen	1
D. Tullock	1
S. Trinne	1
<b>TOTAL</b>	<b><u>53</u></b>

**PARA HILLS**

M. Frith	6
B. Jones	5
J. Ellett	5
A. Lewis	4
A. King	3
D. Cester	3
N. Cornelius	3
W. Grady	3
C. Rigney	2
C. Vandervlag	2
J. Speirs	2
M. Lockwood	2
M. Tomney	2
T. Norfolk	2
A. Marks	1
D. Brock	1
J. Von Bertouch	1
N. Maxted	1
T. Woff	1
<b>TOTAL</b>	<b><u>49</u></b>

**WINGFIELD ROYALS**


P. Blokland	10
J. Collins	3
M. Barnett	2
W. Morgan	2
J. Sheridan	1
M. White	1
P. Cochrane	1
S. Sampson	1
<b>TOTAL</b>	<b><u>21</u></b>

# D6 RESERVE LEADING GOAL KICKER

**WILLIAM J WALLOSCHCK**

**Central United**

**108 GOALS**



## ***ADELAIDE HIGH OS***

D. Gray	25
T. Hicks	24
B. Hansen	14

## ***EASTERN PARK***

M. Williams	64
R. Duke	45
R. Smith	31

## ***BURNSIDE KENSINGTON***

P. Carson	30
S. Edwards	23
S. Quarrell	16

## ***INGLE FARM***

B. Jessup	38
J. Mount	29
M. Coad	17

## ***CAMPBELLTOWN MAGILL***

M. Capurso	39
S. Zanker	37
M. Teague	25

## ***NORTH PINES***

L. Plant	26
K. Kovatseff	23
A. Wilson	18

## ***CENTRAL UNITED***

W. Walloschck	108
C. M <sup>c</sup> Iver	25
C. Calyun	20

## ***PARA HILLS***

A. King	60
C. Vandervlag	26
R. Ellett	15

## ***COLONEL LIGHT GARDENS***

D. Williams	7
T. Wood	7
B. Williams	6

## ***WINGFIELD ROYALS***

L. Curl	12
R. Brown	10
J. Fullarton	10

# DIVISION 7



The Division 7 competition was made up of 7 teams. The formation of the Golden Grove Football Club was always going to be interesting. Some teams within this division played each other 3 times and others had an extra bye.

Early season form indicated that there were 5 teams capable of winning the flag. Flinders University and Paralowie unfortunately were undermanned and beaten convincingly by the top 5 teams.

Brahma Lodge had a great start to the season and then faded away towards the end, to just miss out on making the final four.

Pulteney OS, in their comeback season, had an indifferent time. Pulteney OS had the players to actually advance further than they did. Nevertheless, they played in the First Semi Final only to be bundled out by Houghton Districts.

Houghton Districts were very competitive and finished 3<sup>rd</sup> after the minor round games. After a slow start, they won most of their games in the second half of the season to earn a place in the First Semi Final, and eventually beat Pulteney OS. They advanced onto the Preliminary Final and were beaten by Golden Grove.

Golden Grove was the surprise packet of the season. In their first year, the club was very competitive and professional, both on and off the field. For most of the season, they were in second position, with players arriving from every direction. They had young players and even some older, experienced players leading the charge. Golden Grove earned the right to play the in-form Salisbury team in the Second Semi Final, only to be convincingly beaten. After winning the Preliminary Final, Golden Grove played Salisbury in the Grand Final.

The Salisbury Football Club was the dominant team all year, losing only 2 games and starting hot favourites for the flag. Salisbury had a fast and physical team, capitalising on every opportunity to beat their opponents.

A huge crowd witnessed the Grand Final between Salisbury and Golden Grove and they weren't let down with the endeavours of both sides.

Salisbury eventually ran out winners by 8 points.



# D7 PREMIERS Keith C Sims Shield

## SALISBURY



*Back Row:* S. Andia (Head Trainer), D. Capogreco, C. Goodwin, C. Warrior, M. Juillerat, L. Goodwin, M. O'Brien, R. Miles, R. Lagana, D. Power (Trainer)

*Middle Row:* K. Millar (Goal Ump), D. Golding, T. Angel, P. Mann (Captain), J. Holbrook, P. Young, M. Tripodi, S. Surace, D. Jullierat (Team Manager), J. Carmody (Secretary)

*Front Row:* S. Clarridge (Trainer), S. Capogreco (V. Captain), J. Warrior, G. Rowell, F. Eder (Coach), G. Capogreco (Football Director), M. Pfeiffer, M. Thomas, J. Capogreco, S. Wasley (Trainer), D. Capogreco (mascot)

### D7 RESULTS

<b>19.4.97</b>				<b>17.5.97</b>			
Salisbury	23.17	Houghton Districts	10.8	Pulteney OS	18.11	Brahma Lodge	9.12
Golden Grove	22.19	Pulteney OS	14.8	Flinders University	24.16	Paralowie	6.7
Brahma Lodge	39.21	Paralowie	13.11	Golden Grove	20.12	Houghton Districts	19.11
Flinders University		Bye		Salisbury		Bye	
<b>26.4.97</b>				<b>24.5.97</b>			
Salisbury	18.14	Golden Grove	13.10	Houghton Districts	22.19	Brahma Lodge	15.15
Pulteney OS	17.7	Houghton Districts	11.13	Pulteney OS	15.18	Flinders University	11.9
Brahma Lodge	22.10	Flinders University	3.13	Salisbury	38.20	Paralowie	5.5
Paralowie		Bye		Golden Grove		Bye	
<b>3.5.97</b>				<b>31.5.97</b>			
Salisbury	20.18	Pulteney OS	12.7	Salisbury	22.14	Brahma Lodge	10.15
Houghton Districts	20.14	Flinders University	4.4	Golden Grove	26.16	Flinders University	3.3
Golden Grove	33.18	Paralowie	3.4	Houghton Districts	44.26	Paralowie	6.1
Brahma Lodge		Bye		Pulteney OS		Bye	
<b>10.5.97</b>				<b>14.6.97</b>			
Brahma Lodge	7.11	Golden Grove	5.18	Salisbury	19.18	Houghton Districts	13.10
Pulteney OS	29.16	Paralowie	11.7	Golden Grove	12.12	Pulteney OS	6.8
Salisbury	15.10	Flinders University	7.16	Brahma Lodge	43.21	Paralowie	4.7
Houghton Districts		Bye		Flinders University		Bye	

<b>21.6.97</b>			
Salisbury	24.10	Golden Grove	13.9
Houghton Districts	21.13	Pulteney OS	17.14
Brahma Lodge	17.13	Flinders University	12.4
Paralowie		Bye	

<b>26.7.97</b>			
Golden Grove	10.10	Salisbury	6.14
Pulteney OS	17.18	Houghton Districts	9.14
Brahma Lodge	21.15	Flinders University	12.7
Paralowie		Bye	

<b>28.6.97</b>			
Golden Grove	43.27	Paralowie	3.5
Salisbury	30.17	Pulteney OS	15.10
Houghton Districts	16.19	Flinders University	6.12
Brahma Lodge		Bye	

<b>2.8.97</b>			
Brahma Lodge	10.12	Salisbury	8.16
Golden Grove	27.23	Flinders University	2.6
Houghton Districts	27.28	Paralowie	6.6
Pulteney OS		Bye	

<b>5.7.97</b>			
Salisbury	36.16	Flinders University	1.2
Golden Grove	15.12	Brahma Lodge	13.13
Pulteney OS	28.28	Paralowie	7.9
Houghton Districts		Bye	

<b>9.8.97</b>			
Houghton Districts	20.15	Golden Grove	9.13
Brahma Lodge	15.11	Pulteney OS	12.4
Flinders University	22.18	Paralowie	12.8
Salisbury		Bye	

<b>12.7.97</b>			
Golden Grove	17.9	Houghton Districts	15.18
Pulteney OS	21.16	Brahma Lodge	11.11
Flinders University	28.13	Paralowie	6.7
Salisbury		Bye	

<b>16.8.97</b>			
Salisbury	29.22	Flinders University	6.7
Golden Grove	20.10	Brahma Lodge	12.8
Pulteney OS	42.17	Paralowie	8.1
Houghton Districts		Bye	

<b>19.7.97</b>			
Salisbury	43.17	Paralowie	7.4
Houghton Districts	22.15	Brahma Lodge	9.15
Pulteney OS	31.16	Flinders University	3.6
Golden Grove		Bye	

<b>23.8.97</b>			
Salisbury	23.23	Pulteney OS	9.3
Houghton Districts	20.16	Flinders University	4.6
Golden Grove	21.16	Paralowie	6.4
Brahma Lodge		Bye	

### D7 PREMIERSHIP TABLE (At the End of the Minor Round)

CLUB	GAMES	W	L	D	FOR	AGST	POINTS	%
Salisbury	18	16	2	0	2551	974	32	72.37
Golden Grove	18	14	4	0	2190	1179	28	65.00
Houghton Districts	18	12	6	0	2153	1301	24	62.33
Pulteney OS	18	11	7	0	2145	1533	22	58.32
Brahma Lodge	18	11	7	0	1901	1431	22	57.05
Flinders University	18	5	13	0	1150	2144	10	34.91
Paralowie	18	3	15	0	884	3326	6	21.00

### D7 FINALS RESULTS

#### 1st Semi Final...30.8.97

<b>Houghton Districts</b>	5.3	Pulteney OS	2.1
	7.5		3.4
	10.9		9.5
	13.11		11.6

#### 2nd Semi Final...30.8.97

<b>Salisbury</b>	7.2	Golden Grove	1.3
	9.5		4.9
	17.7		8.11
	24.12		14.13

#### Preliminary Final...6.9.97

<b>Golden Grove</b>	2.5	Houghton Districts	1.2
	8.10		2.2
	9.11		5.4
	12.13		6.8

#### GRAND FINAL...13.9.97

<b>*Salisbury*</b>	4.1	Golden Grove	3.4
	5.6		5.10
	9.6		6.14
	10.6		7.16

# GRADE D7 RAY MURRAY MEDAL



**DAMIEN WILLATTS**  
*(Houghton Districts)*



**MICHAEL KALLESKE**  
*(Pulteney OS)*



**COREY E WARRIOR**  
*(Salisbury)*

### BRAHMA LODGE

T. Launer	1
R. Agius	5
A. Agius	4
R. Laverty	8
R. Brind	9
R. Withers	1
B. Lebois	2
D. Smith	2
P. Ridgway	3
N. Barnes	6
R. Barker	3
G. Hurst	3
<b>TOTAL</b>	<b><u>41</u></b>

### FLINDERS UNIVERSITY

D. Congdon	8
R. Morley	1
I. Pilgrim	1
M. Stanton	1
M. Hahn	1
M. Slattery	2
J. Ascione	2
L. Knight	3
<b>TOTAL</b>	<b><u>19</u></b>

### GOLDEN GROVE

J. Sewerle	14
B. Thomas	8
J. Sutter	7
S. Chamberlain	6
J. Economou	5
S. Tape	4
B. Barr	3
D. Hamn	2

D. Valente	2
J. Butcher	2
T. Bartsch	2
B. Kooyman	1
J. Roberts	1
P. Attenborough	1
<b>TOTAL</b>	<b><u>58</u></b>

### HOUGHTON DISTRICTS

D. Willatts	15
A. Musolino	12
A. Oliver	7
D. Jensen	6
R. Bonnett	4
J. Higgins	3
C. Manuel	2
G. Jamieson	2
S. Carvana	1
<b>TOTAL</b>	<b><u>52</u></b>

### PARALOWIE

D. Ford	6
D. Harris	3
S. Hudson	2
D. Harris	1
M. Moffett	1
B. Pike	1
I. Henderson	1
A. Barnes	1
<b>TOTAL</b>	<b><u>16</u></b>

### PULTENEY OS

M. Kalleske	15
A. Jervis	7
A. Bendyk	6
C. Felice	6
B. Sinkinson	5
D. Blackman	5
G. Apostolakos	4
C. Harris	3
N. Harkin	2
T. Wellman	2
<b>TOTAL</b>	<b><u>55</u></b>

### SALISBURY


C. Warrior	15
L. Goodwin	8
R. Miles	7
J. Capogreco	6
C. Goodwin	5
K. O'Brien	4
J. Holbrook	4
M. Thomas	3
D. Capogreco	3
M. Pfeiffer	3
P. Young	2
D. Koerner	2
P. Mann	1
M. Grossman	1
<b>TOTAL</b>	<b><u>64</u></b>

## D7 LEADING GOAL KICKER

# JOHN ECONOMOU

*Golden Grove*

**70 goals**



### ***BRAHMA LODGE***

M. Withers	33
A. Agius	31
R. Agius	25

### ***PULTENEY OS***

M. Kalleske	49
C. Harris	40
G. Apostolakas	37

### ***FLINDERS UNIVERSITY***

D. Congdon	18
M. Slattery	15
R. Gates	14

### ***PARALOWIE***

A. Barnes	17
C. Murphy	14
P. Murphy	13

### ***GOLDEN GROVE***

J. Economou	70
B. Barr	26
S. Tape	25

### ***SALISBURY***

L. Goodwin	64
J. Holbrook	32
M. Juillerat	30

### ***HOUGHTON DISTRICTS***

D. Jensen	61
A. Oliver	31
W. Pitt	27



# DIVISION 7 RESERVE



The reserve grade was a mirror image of the Division 7 Grade.

Again, Golden Grove was the surprise packet of the season, finishing second place after the minor round.

Salisbury Football Club finished top of the ladder without losing a game throughout the minor round.

Pulteney OS and Houghton Districts played in the First Semi Final, which went Houghton Districts' way. Salisbury gave Golden Grove a football lesson in the Second Semi Final. Golden Grove earned the right to play them again in the Grand Final after making easy work of Houghton Districts in the Preliminary Final.

The Grand Final, like the A Grade, was tight up to three quarter time. The last quarter saw Salisbury take the initiative and eventually win the Grand Final.

Salisbury finished the year undefeated and the club enjoyed a successful year in 1997.



# D7 RESERVE PREMIERS D.W. Sayer Shield SALISBURY



*Back Row:* S. Andia (Head Tainer), D. Koerner, K. Golding (Captain), M. Franks, B. Peters, C. Gapper, P. Smith, B. Norris, B. Lee, D. Power (Trainer)

*Middle Row:* K. Millar (Goal Ump), R. Rayner, D. Banks, S. Cornish, D. Shaw, M. Arsenijivic, A. Rowan, S. Gillett, F. Callow, B. Kotz, P. Kotz (Team Manager)

*Front Row:* S. Clarridge (Trainer), N. Bond, D. Verilli, D. Toch, K. O'Brien, C. Thornton, P. Clark, D. Anderson (Coach), K. Harrison (V. Captain), S. Wasley (Trainer), M. Grossman, M. Phelan.

## D7 RESERVE RESULTS

### 19.4.97

Salisbury	17.21	Houghton Districts	4.5
Golden Grove	9.13	Pulteney OS	6.12
Brahma Lodge	12.18	Paralowie	5.4
Flinders University		Bye	

### 17.5.97

Pulteney OS	12.11	Brahma Lodge	5.8
Flinders University	10.21	Paralowie	9.8
Houghton Districts	16.9	Golden Grove	15.10
Salisbury		Bye	

### 26.4.97

Salisbury	15.10	Golden Grove	7.6
Houghton Districts	12.15	Pulteney OS	9.9
Flinders University	16.16	Brahma Lodge	13.7
Paralowie		Bye	

### 24.5.97

Houghton Districts	12.17	Brahma Lodge	8.7
Pulteney OS	13.22	Flinders University	9.8
Salisbury	33.25	Paralowie	0.2
Golden Grove		Bye	

### 3.5.97

Salisbury	18.14	Pulteney OS	2.6
Flinders University	19.10	Houghton Districts	16.11
Golden Grove	22.20	Paralowie	1.5
Brahma Lodge		Bye	

### 31.5.97

Salisbury	19.18	Brahma Lodge	1.3
Golden Grove	28.20	Flinders University	2.4
Houghton Districts	31.19	Paralowie	2.3
Pulteney OS		Bye	

### 10.5.97

Golden Grove	14.25	Brahma Lodge	7.1
Pulteney OS	20.27	Paralowie	2.1
Salisbury	9.8	Flinders University	7.11
Houghton Districts		Bye	

### 14.6.97


Salisbury	13.13	Houghton Districts	10.8
Golden Grove	7.10	Pulteney OS	6.9
Paralowie	9.17	Brahma Lodge	6.10
Flinders University		Bye	

# GRADE D7 RESERVE

## LEE MEDAL

IAN HAVELBERG

Houghton Districts



### BRAHMA LODGE

M. Podzuweir	9
M. Violi	5
S. Ryan	4
J. Rander	2
K. Middleton	2
P. Mettner	2
A. Gardiner	1
D. Jurgens	1
D. Leverentz	1
K. Honeychurch	1
<b>TOTAL</b>	<b><u>28</u></b>

### FLINDERS UNIVERSITY

B. Bayly	7
D. Pethick	5
B. Prosser	3
L. Knight	3
P. Baker	3
A. Gates	2
A. Watson	2
G. Meyer	2
S. Nagel	2
B. Boothby	1
B. Walker	1
J. Close	1
J. Smith	1
R. Yeates	1
<b>TOTAL</b>	<b><u>34</u></b>

### GOLDEN GROVE

S. Alexander	12
S. Tape	8
D. Valente	6
S. Langdon	6
D. Edwards	5
T. Mystiuk	3
B. Draper	2
B. Klieve	2
C. Reid	2
S. Burge	2
J. Dobie	1

M. Grandey	1
M. Koehn	1
M. Langeluddecke	1
M. Pearce	1
S. Whatley	1
<b>TOTAL</b>	<b><u>54</u></b>

### HOUGHTON DISTRICTS

I. Havelberg	20
N. O'Dell	6
N. Terrington	5
R. Nixon	5
S. Caruana	3
T. Willatts	3
C. Abbott	2
J. Barnett	2
M. Dorian	2
P. Allery	2
R. Klose	2
B. Johns	1
J. Harney	1
P. Hames	1
<b>TOTAL</b>	<b><u>55</u></b>

### PARALOWIE

N. Brown	3
A. Barnes	2
B. Van Holten	2
B. Lockwood	1
<b>TOTAL</b>	<b><u>8</u></b>

### PULTENEY OS

C. Ginn	11
C. Isaacs	8
N. Patrick	8
T. Wellman	6
M. Giles	5
M. Henshall	5
R. Clemente	4
B. Finnis	3
P. Martin	3
P. Sawczuk	3
A. Sacco	2
C. M <sup>c</sup> Leod	2
G. Standish	2
A. Robinson	1
D. Petrovic	1
P. Menzel	1
<b>TOTAL</b>	<b><u>65</u></b>

### SALISBURY

A. Bryant	14
R. Rayner	13
D. Anderson	8
M. Grossman	5
D. Toch	4
P. Clark	4
D. Verrilli	3
J. Holbrook	3
K. O'Brien	3
P. Mann	3
D. Koerner	2
J. Menzies	2
D. Shaw	1
G. Pugliese	1
K. O'Brien	1
P. Smith	1
<b>TOTAL</b>	<b><u>70</u></b>



<b>21.6.97</b>				
Salisbury	14.7	Golden Grove	5.11	
Pulteney OS	14.6	Houghton Districts	8.13	
Flinders University	12.16	Brahma Lodge	8.8	
Paralowie		Bye		

<b>26.7.97</b>				
Salisbury	11.12	Golden Grove	5.4	
Pulteney OS	10.15	Houghton Districts	4.14	
Brahma Lodge	8.9	Flinders University	4.10	
Paralowie		Bye		

<b>28.6.97</b>				
Golden Grove	25.20	Paralowie	3.5	
Salisbury	21.13	Pulteney OS	4.6	
Houghton Districts	8.16	Flinders University	8.3	
Brahma Lodge		Bye		

<b>2.8.97</b>				
Salisbury	21.16	Brahma Lodge	5.2	
Golden Grove	21.26	Flinders University	3.9	
Houghton Districts	19.22	Paralowie	0.3	
Pulteney OS		Bye		

<b>5.7.97</b>				
Golden Grove	21.21	Brahma Lodge	5.9	
Pulteney OS	20.28	Paralowie	4.6	
Salisbury defeated Flinders University on a forfeit				
Houghton Districts		Bye		

<b>9.8.97</b>				
Golden Grove	21.15	Houghton Districts	2.6	
Pulteney OS	15.11	Brahma Lodge	7.8	
Flinders University	16.14	Paralowie	3.1	
Salisbury		Bye		

<b>12.7.97</b>				
Houghton Districts	12.7	Golden Grove	9.11	
Pulteney OS	29.17	Brahma Lodge	6.3	
Flinders University	16.13	Paralowie	5.3	
Salisbury		Bye		

<b>16.8.97</b>				
Salisbury	21.24	Flinders University	0.0	
Golden Grove	19.29	Brahma Lodge	1.3	
Pulteney OS	35.23	Paralowie	2.4	
Houghton Districts		Bye		

<b>19.7.97</b>				
Salisbury	37.18	Paralowie	1.0	
Houghton Districts	22.20	Brahma Lodge	9.3	
Pulteney OS	22.18	Flinders University	8.2	
Golden Grove		Bye		

<b>23.8.97</b>				
Salisbury	9.14	Pulteney OS	0.2	
Houghton Districts	20.27	Flinders University	1.0	
Golden Grove	18.25	Paralowie	2.1	
Brahma Lodge		Bye		

### D7 RESERVE PREMIERSHIP TABLE (At the End of the Minor Round)

CLUB	GAMES	W	L	D	FOR	AGST	POINTS	%
Salisbury	18	18	0	0	2001	372	36	84.32
Golden Grove	18	13	5	0	1859	745	26	71.39
Pulteney OS	18	12	6	0	1644	932	24	63.82
Houghton Districts	18	12	6	0	1565	1059	24	59.64
Flinders University	18	8	10	0	1043	1492	16	41.14
Brahma Lodge	18	5	13	0	885	1625	10	35.26
Paralowie	18	4	14	0	531	2223	8	19.28

### D7 RESERVE FINALS RESULTS

*1st Semi Final...30.8.97*

<b>Houghton Districts</b>	3.1	Pulteney OS	1.5
	6.1		4.6
	8.2		6.11
	11.5		7.15

*2nd Semi Final...30.8.97*

<b>Salisbury</b>	4.3	Golden Grove	2.0
	5.4		2.1
	14.14		2.1
	17.18		3.1

*Preliminary Final...6.9.97*

<b>Golden Grove</b>	2.2	Houghton Districts	1.2
	6.5		3.5
	7.5		5.9
	8.8		6.11

*GRAND FINAL...13.9.97*

<b>*Salisbury*</b>	4.2	Golden Grove	2.0
	7.4		4.1
	10.6		4.4
	15.10		7.4




# D7 RESERVE LEADING GOAL KICKER

## CRAIG N GINN

*Pulteney OS*

**55 goals**



### ***BRAHMA LODGE***

S. Ryan	20
D. White	12
C. Starr	9

### ***PULTENEY OS***

C. Ginn	55
R. Clemente	27
J. Hooper	14

### ***FLINDERS UNIVERSITY***

R. Bullitis	17
D. Pethick	10
B. Hawtin	9

### ***PARALOWIE***

S. Holland	5
I. Henerson	4
W. Hutchinson	4

### ***GOLDEN GROVE***

D. Edwards	27
M. Koehn	27
S. La Barrie	21

### ***SALISBURY***

P. Smith	46
D. Anderson	38
A. Bryant	20

### ***HOUGHTON DISTRICTS***

N. O'Dell	29
D. Troughton	19
R. Klose	14



# DIVISION 8 NORTH



The newly formed Division 8 North grade consisted of six teams from the following clubs: Adelaide University, Salisbury North, Athelstone, Tea Tree Gully, Greenacres and Gaza.


Salisbury North certainly began the year as favourites with their back-to-back flags in the previous two years and a long undefeated run of 20 plus games. Athelstone and Tea Tree Gully began the season well, while the form of Adelaide University and Greenacres was patchy. Gaza stamped their name on the wooden spoon early and was never headed.

Mid season had Salisbury North well on top, but a loss to Adelaide University had proved that they were not invincible. Athelstone and Adelaide University were clearly the other form teams, and the battle for second spot on the ladder continued right to the final game of the minor round. A convincing win by the Blacks over the Raggies in Round 17 secured the double chance for Adelaide University and gave them a shot at the men from Salisbury North.

Athelstone easily dispatched Tea Tree Gully in the first Semi Final, while Adelaide University had a resounding win over Salisbury North to head straight into the Grand Final. The following week saw wet, windy conditions for the Preliminary Final, which suited the physical style of the Salisbury North boys well. The Raggies running game never started and the season came down to a battle between the best two sides in the competition, Salisbury North and Adelaide University.

Salisbury North started well with three quick goals, but from there the Blacks turned it on and went into the half time break with a handy lead. The second half was pure disciplined football by Adelaide University as they restricted Salisbury North to only one goal. The final margin was 40 points, with Adelaide University the Premiership winners.

# D8 NORTH PREMIERS Brian G Lees Shield ADELAIDE UNIVERSITY



*Back Row:* D. Crook, J. Woolcock, A. Ciccocioppo, L. Mosey, T. Shierlaw, S. Smid, M. Steel, T. Pengilly, A. Lines  
*Middle Row:* P. Garson, T. Reddin, B. Rigden, M. Duncan, M. Heintze, C. Andrews, N. Piazza, A. Fitzgerald  
*Front Row:* P. Maddern (President), P. Copping, M. Mayes, A. Lamb (Captain), T. Bryson (Coach), D. O'Reilly (V. Captain), I. Miller-Smith, T. Gow (Manager)

## D8 NORTH RESULTS

### 19.4.97

Salisbury North	22.14	Gaza	5.2
Tea Tree Gully	15.16	Greenacres	13.8
Athelstone	19.15	Adelaide University	3.3

### 17.5.97

Salisbury North	17.6	Athelstone	11.9
Adelaide University	9.7	Tea Tree Gully	7.9
Greenacres	20.28	Gaza	3.8

### 26.4.97

Athelstone	23.12	Gaza	8.8
Salisbury North	10.11	Tea Tree Gully	10.10
Adelaide University	15.19	Greenacres	8.9

### 24.5.97

Adelaide University	19.31	Gaza	4.7
Salisbury North	16.12	Greenacres	10.10
Tea Tree Gully	14.9	Athelstone	12.8

### 3.5.97

Salisbury North	29.12	Gaza	3.2
Tea Tree Gully	12.18	Greenacres	4.5
Adelaide University	11.16	Athelstone	7.9

### 31.5.97

Salisbury North	16.11	Tea Tree Gully	11.11
Greenacres	16.17	Adelaide University	9.13
Athelstone	14.17	Gaza	5.6

### 10.5.97

Salisbury North	23.14	Adelaide University	8.11
Tea Tree Gully	15.18	Gaza	2.5
Athelstone	11.10	Greenacres	9.11

### 14.6.97

Tea Tree Gully	22.16	Gaza	6.3
Athelstone	9.5	Greenacres	8.9
Adelaide University	14.21	Salisbury North	9.7

<b>21.6.97</b>									
Adelaide University	21.11	Gaza	9.10						
Salisbury North	15.10	Greenacres	12.13						
Athelstone	14.16	Tea Tree Gully	9.5						
<b>26.7.97</b>									
Greenacres	11.15	Gaza	6.4						
Athelstone	17.14	Salisbury North	7.6						
Tea Tree Gully	8.8	Adelaide University	6.15						
<b>28.6.97</b>									
Salisbury North	18.12	Gaza	1.5						
Tea Tree Gully	10.14	Greenacres	8.6						
Adelaide University	12.13	Athelstone	7.7						
<b>5.7.97</b>									
Salisbury North	18.6	Tea Tree Gully	8.13						
Adelaide University	10.17	Greenacres	9.7						
Athelstone	14.17	Gaza	12.8						
<b>9.8.97</b>									
Athelstone	22.16	Gaza	4.5						
Salisbury North	19.17	Tea Tree Gully	7.5						
Adelaide University	18.17	Greenacres	6.4						
<b>12.7.97</b>									
Greenacres	14.16	Gaza	3.11						
Adelaide University	9.12	Tea Tree Gully	7.8						
Salisbury North	12.12	Athelstone	9.9						
<b>16.8.97</b>									
Salisbury North	17.13	Gaza	4.6						
Tea Tree Gully	16.10	Greenacres	11.10						
Adelaide University	13.20	Athelstone	7.5						
<b>19.7.97</b>									
Salisbury North	10.8	Adelaide University	8.8						
Tea Tree Gully	32.15	Gaza	3.7						
Athelstone	11.8	Greenacres	11.7						
<b>23.8.97</b>									
Athelstone	10.9	Tea Tree Gully	10.6						
Salisbury North	11.16	Greenacres	10.7						
Adelaide University	16.20	Gaza	3.3						

### D8 NORTH PREMIERSHIP TABLE (At the End of the Minor Round)

CLUB	GAMES	W	L	D	FOR	AGST	POINTS	%
Salisbury North	18	16	2	0	1925	1070	32	64.27
Adelaide University	18	13	5	0	1606	1136	26	58.57
Athelstone	18	12	6	0	1570	1186	24	56.97
Tea Tree Gully	18	9	9	0	1526	1257	18	54.83
Greenacres	18	4	14	0	1293	1472	8	46.76
Gaza	18	0	18	0	610	2409	0	20.21

### D8 NORTH FINALS RESULTS

*1st Semi Final...30.8.97*

<b>Athelstone</b>	4.4	<b>Tea Tree Gully</b>	2.2			
	5.7		4.5			
	7.16		6.5			
	10.19		7.5			

*2nd Semi Final...30.8.97*

<b>Adelaide University</b>	4.4	<b>Salisbury North</b>	1.2			
	5.8		5.8			
	11.11		6.11			
	14.16		6.15			

*Preliminary Final...6.9.97*

<b>Salisbury North</b>	4.5	<b>Athelstone</b>	0.4			
	4.7		2.9			
	8.12		2.10			
	10.12		3.15			


*GRAND FINAL...13.9.97*

<b>*Adelaide University*</b>	3.4	<b>Salisbury North</b>	3.3			
	7.8		4.3			
	10.9		5.7			
	11.13		5.9			

# GRADE D8 NORTH - FLANAGAN MEDAL

## COREY WARD

*Greenacres*



### ADELAIDE UNIVERSITY

T. Bryson	15
L. Mosey	5
A. Lines	4
T. Shierlaw	4
C. Andrews	3
S. Douglas	3
M. Mayes	3
M. Wallace	3
G. Williamson	3
M. Black	3
A. Eaton	3
J. Argent	2
S. Bridgwood	2
S. Smid	2
D. Crook	2
A. Mills	2
P. Copping	2
A. Perry	1
C. Withnall	1
K. Hosking	1
A. Ciccocioppo	1
<b>TOTAL</b>	<b><u>65</u></b>

P. Tinson	1
<b>TOTAL</b>	<b><u>63</u></b>

A. Stam	2
P. Nisbett	1
K. Jones	1
<b>TOTAL</b>	<b><u>73</u></b>

### GAZA

M. Sokvari	5
C. Stephenson	2
S. Grantham	1
<b>TOTAL</b>	<b><u>8</u></b>

### TEA TREE GULLY

P. King	9
J. Curley	6
C. Curnow	5
Rod Gibbs	5
D. Borlace	4
J. Grocock	4
S. Krieg	4
A. Lawn	3
H. Potter	3
P. Ritzau	3
P. Thompson	3
R. Katherl	3
A. Caulfield	1
R. Bailey	1
R. Coad	1
Rob Gibbs	1
<b>TOTAL</b>	<b><u>56</u></b>

### GREENACRES

C. Ward	21
M. Hosking	6
H. Branford	5
J. Muscat	4
A. Kravell	3
S. Larson	3
J. Wareing	2
S. Kneivitt	2
S. Brown	2
G. Murphy	2
D. Hosking	2
T. Swain	1
M. Brook	1
T. Antolini	1
G. Haynes	1
<b>TOTAL</b>	<b><u>56</u></b>

### ATHELSTONE

D. Cross	8
J. Lock	7
P. Anstey	5
B. Ryan	4
V. Musolino	4
M. Webb	4
R. Stevenson	4
D. Kennedy	3
J. Rumsby	3
S. Stratfrod	3
J. Craig	3
T. O'Reilly	2
J. Bowman	2
N. Bovington	2
A. Roberts	2
P. Harrison	2
P. Casburn	1
H. Wehr	1
J. Bower	1
B. Whittingham	1

### SALISBURY NORTH

R. Fitzpatrick	9
R. Harley	9
G. Galbraith	7
S. Edgington	7
M. M'Cracken	6
M. Doecke	5
G. Worden	5
A. Heinrich	5
M. Home	4
R. Robertson	3
H. Fowler	3
I. Bowell	3
R. Van-Balen	3



# D8 NORTH GOAL KICKER

*ROBERT J HARLEY*

*Salisbury North*

**93 Goals**



## *ADELAIDE UNIVERSITY*

L. Mosey	35
M. Hurn	20
A. Lines	18

## *GREENACRES*

D. Hosking	29
S. Larsson	18
S. Knevitt	16

## *ATHELSTONE*

P. Tinson	25
N. Bovington	19
J. Bower	16

## *SALISBURY NORTH*


R. Harley	93
R. Robertson	73
M. Doecke	24

## *GAZA*

L. Lockwood	13
J. Ellis	6
S. Loftus	5

## *TEA TREE GULLY*

R. Gibbs	27
H. Potter	27
G. Pascoe	24



# DIVISION 8 NORTH RESERVE



The Division was handicapped by having only 6 clubs in the competition. Early in the season it seemed that Athelstone and Tea Tree Gully would dominate, but at the half-way mark Athelstone had cleared out at 9-0 while Adelaide Uni had joined Tea Tree Gully on 6-3. Greenacres had not won a match, and Gaza and Salisbury North were struggling at 3-6.

At the end of the minor round, Gaza and Salisbury North were locked in a struggle for fourth spot with Gaza winning through. However, in a tight first semi they went down by 6 points to Tea Tree Gully, while the two heavies the Raggies & the Blacks slugged it out in the Second Semi where the Blacks came from behind for an 11-point win. In the Prelim. as expected the Raggies were too strong for Gullies and so got another crack at the Blacks. The Grand Final was a beauty with Athelstone in front for most of the game, only to lose the lead with less than 10 minutes to play, then to snatch the lead back with 2 quick goals and it looked home. But in the dying minutes the Blacks booted 2 of their own to hit the front by a point and last to the siren.








# D8 NORTH RESERVE PREMIERS

## H.V. Millard Shield

### ADELAIDE UNIVERSITY



*Back Row:* N. Mumford, M. Kube, A. Brock, S. Clode, A. Sarson, M. Bruening  
*Middle Row:* A. Fitzgerald, R. Quinton, J. Juttner, G. White, F. Primerano, L. Kube  
*Front Row:* P. Maddern (President), D. Graetz (V. Captain), R. Foster (Coach), M. Bird (Captain), A. Kretschmer, M. Steadman (Manager)

### D8 NORTH RESERVE RESULTS

<b>19.4.97</b>				<b>17.5.97</b>			
Gaza	24.10	Salisbury North	6.3	Athelstone	15.19	Salisbury North	5.2
Tea Tree Gully	16.15	Greenacres	7.8	Tea Tree Gully	13.11	Adelaide University	7.9
Athelstone	19.15	Adelaide University	9.9	Gaza	11.13	Greenacres	9.6
<b>26.4.97</b>				<b>24.5.97</b>			
Athelstone	16.21	Gaza	6.3	Athelstone	20.12	Tea Tree Gully	7.4
Tea Tree Gully	32.15	Salisbury North	2.1	Salisbury North	16.17	Greenacres	6.6
Adelaide University	25.28	Greenacres	1.1	Adelaide University	16.21	Gaza	1.3
<b>3.5.97</b>				<b>31.5.97</b>			
Salisbury North	12.4	Gaza	9.7	Tea Tree Gully	14.9	Salisbury North	5.8
Tea Tree Gully	16.18	Greenacres	2.6	Adelaide University	16.21	Greenacres	2.2
Athelstone	14.13	Adelaide University	8.13	Athelstone	9.5	Gaza	8.10
<b>10.5.97</b>				<b>14.6.97</b>			
Adelaide University	34.15	Salisbury North	1.3	Gaza	8.6	Tea Tree Gully	5.10
Tea Tree Gully	16.8	Gaza	7.8	Athelstone	21.10	Greenacres	3.2
Athelstone	24.10	Greenacres	0.5	Adelaide University defeated Salisbury North on a forfeit			

<b>21.6.97</b>				<b>26.7.97</b>			
Adelaide University	14.8	Gaza	11.9	Gaza	16.22	Greenacres	2.3
Salisbury North	8.8	Greenacres	2.2	Athelstone	9.16	Salisbury North	9.4
Athelstone	26.15	Tea Tree Gully	8.6	Adelaide University	8.14	Tea Tree Gully	6.17
<b>28.6.97</b>				<b>2.8.97</b>			
Salisbury North	7.11	Gaza	5.8	Gaza	13.10	Adelaide University	6.10
Tea Tree Gully	13.13	Greenacres	1.2	Salisbury North	13.12	Greenacres	2.3
Athelstone	12.13	Adelaide University	3.8	Athelstone	18.19	Tea Tree Gully	7.4
<b>5.7.97</b>				<b>9.8.97</b>			
Salisbury North	11.12	Tea Tree Gully	4.14	Gaza	10.7	Athelstone	7.6
Adelaide University	14.14	Greenacres	9.10	Tea Tree Gully	8.9	Salisbury North	8.6
Athelstone	14.17	Gaza	12.8	Adelaide University	16.17	Greenacres	2.5
<b>12.7.97</b>				<b>16.8.97</b>			
Gaza	13.13	Greenacres	3.7	Gaza	12.21	Salisbury North	5.4
Adelaide University	21.12	Tea Tree Gully	8.9	Tea Tree Gully	17.17	Greenacres	5.1
Athelstone	16.19	Salisbury North	5.6	Adelaide University	14.15	Athelstone	8.13
<b>19.7.97</b>				<b>23.8.97</b>			
Adelaide University	14.7	Salisbury North	14.6	Athelstone	14.8	Tea Tree Gully	9.5
Tea Tree Gully	12.12	Gaza	7.11	Salisbury North	17.11	Greenacres	5.5
Athelstone	19.13	Greenacres	6.8	Adelaide University	14.6	Gaza	8.4

**D8 NORTH RESERVE PREMIERSHIP TABLE**  
(At the End of the Minor Round)

CLUB	GAMES	W	L	D	FOR	AGST	POINTS	%
Athelstone	18	16	2	0	1930	893	32	68.37
Adelaide University	18	13	5	0	1721	996	26	63.34
Tea Tree Gully	18	10	8	0	1462	1220	20	54.51
Gaza	18	8	10	0	1259	1199	16	51.22
Salisbury North	18	7	11	0	981	1520	14	39.22
Greenacres	18	0	18	0	493	2018	0	19.63

**D8 NORTH RESERVE FINALS RESULTS**

*1st Semi Final...30.8.97*

<b>Tea Tree Gully</b>	3.5	Gaza	0.1
	4.8		3.9
	4.12		4.9
	6.16		6.10

*2nd Semi Final...30.8.97*

<b>Adelaide University</b>	2.0	Athelstone	7.3
	6.5		8.4
	7.7		10.5
	12.11		11.6

*Preliminary Final...6.9.97*

<b>Athelstone</b>	2.3	Tea Tree Gully	3.1
	6.4		4.4
	9.6		6.4
	10.7		8.5

*GRAND FINAL...13.9.97*

<b>*Adelaide University*</b>	1.6	Athelstone	2.1
	3.7		5.3
	6.9		7.7
	10.10		10.9

# GRADE D8 NORTH RESERVE - DAVOREN MEDAL

## DAMIEN ROWE

### Tea Tree Gully

#### ADELAIDE UNIVERSITY


A. Brock	9
D. Quinton	9
M. Bird	8
M. Kube	6
A. Sarson	4
T. Treseder	4
A. Krretschmer	3
D. Featherston	3
L. Kube	3
R. Foster	3
T. Halliday	3
A. Leitch	2
C. Uppington	2
D. Graetz	2
B. Parfrey	1
<b>TOTAL</b>	<b><u>62</u></b>

#### ATHELSTONE

B. Heading	8
S. Lindner	8
E. Vreugdenburg	6
M. Croxton	6
M. Thompson	6
S. Harvey	6
I. Bos	5
R. Conway	5
J. Packer	4
C. M <sup>c</sup> Egan	3
K. M <sup>c</sup> Fadden	3
B. Thompson	2
D. Leo	2
D. Whittenbury	2
G. Heitman	2
J. Labella	2
K. Bruggerman	2
S. Hissey	2
S. Stratfold	2
M. Whinnen	1
S. Wehr	1
<b>TOTAL</b>	<b><u>78</u></b>

#### GAZA

L. Richards	10
A. Edwards	9
R. Mills	6
C. Stephenson	3
D. Curtis	3
J. Rogers	3
K. Stephenson	3
T. Huemmer	3
L. Pitman	2
P. Pocz	2
S. Grantham	2
D. M <sup>c</sup> Kenzie	1
M. Davey	1
S. Watson-Kirr	1
T. Bound	1
W. Green	1
<b>TOTAL</b>	<b><u>51</u></b>



#### GREENACRES

T. Antolini	7
P. Maddern	3
S. Larson	3
G. Murphy	2
S. Baltagie	2
D. Hosking	1
M. Lewis	1
M. White	1
<b>TOTAL</b>	<b><u>20</u></b>

#### SALISBURY NORTH

B. Rigney	13
J. O'Reilly	13
L. Entwhistel	4
D. M <sup>c</sup> Kay	3
M. Lane	3
M. Poole	2
N. Pugliese	2
R. Sergi	2
G. Barnett	1
S. Curtis	1
<b>TOTAL</b>	<b><u>44</u></b>

#### TEA TREE GULLY

D. Rowe	18
S. Vaanenen	11
C. Rochow	3
C. Whincup	3
P. King	3
P. Ritzau	3
T. Wilton	3
W. Shannon	3
C. Martin	2
R. Katherl	2
S. Krieg	2
T. Mack	2
A. Caufield	1
D. Adamson	1
D. Messner	1
<b>TOTAL</b>	<b><u>58</u></b>



# D8 NORTH RESERVE GOAL KICKER

*ADRIAN C BROCK*

*Adelaide University*

**70 Goals**



## *ADELAIDE UNIVERSITY*

A. Brock	70
D. Graetz	62
L. Kube	25

## *GREENACRES*

J. Muscat	12
G. Powell	5
P. Maddern	5

## *ATHELSTONE*

S. Messner	50
S. Hissey	23
B. Heading	19

## *SALISBURY NORTH*

M. Winters	38
B. Kimber	18
L. Entwistle	14

## *GAZA*

L. Pitman	25
A. Edwards	24
N. Highfold	14

## *TEA TREE GULLY*

S. Vaananen	49
G. Campbell	28
C. Martin	27

# DIVISION 8 SOUTH



This Division was comprised of C Grade teams from several strong Division 1 clubs (Adelaide University, Broadview, Edwardstown, Henley Greek and Port District), Division 2 (S.M.O.S.H. Wst Lakes and Rostrevor OC) and Division 4 (Portland). Of the lower Division teams, Portland performed exceedingly well to finish fifth. The competition was dominated by Broadview and Adelaide University, although Henley Greek and Portland did enough to suggest they could cause an upset come finals.


The First Semi was won comfortably by Henley Greek, while the Second Semi was close all day with Adelaide University finishing in front by ten points despite a spirited last quarter by the Tigers. The Preliminary Final was a tough match and Broadview's straighter goal shooting saw them get up by ten points so with two hard matches under their belt the Tigers came back for another go against the Blacks in the Grand Final.

The first half was a beauty with Broadview leading by three points at the long break, but then the fresher legs of Adelaide University told in the second half as they ran away for a big victory.

# D8 SOUTH PREMIERS

## C. B. Sangster Shield

### ADELAIDE UNIVERSITY



*Back Row:* M. French, S. Mossman, S. Clark, B. Vizis, B. Binder, N. Paltridge, E. Maxwell, G. Davis, S. Ritchie  
*Middle Row:* J. Penhall, J. Argent, N. Vezis, S. Bridgwood, M. Aplin, M. Danielak, T. Pengilly, P. Mathewson, B. O'Callaghan  
*Front Row:* P. Maddern (President), A. Darcey, N. Gejer, B. Dennison (Coach), J. Thompson (Captain), W. Duffy (Trainer)

### D8 SOUTH RESULTS

#### 19.4.97

Henley Greek	37.17	S.M.O.S.H. Wst Lakes	3.5
Portland	21.13	Edwardstown	8.9
Port District	11.12	Adelaide University	8.15
Broadview	19.10	Rostrevor OC	10.11

#### 17.5.97

Adelaide University	11.15	Portland	5.6
Henley Greek	21.18	Rostrevor OC	4.2
Broadview	19.16	S.M.O.S.H. Wst Lakes	3.7
Port District defeated Edwardstown on a forfeit			

#### 26.4.97

Henley Greek	20.16	Portland	13.7
Adelaide University	11.19	Broadview	9.11
Port District	16.18	Rostrevor OC	9.5
Edwardstown defeated S.M.O.S.H. Wst Lakes on a forfeit			

#### 24.5.97

Adelaide University	12.11	Henley Greek	10.9
Portland	15.13	Rostrevor OC	12.5
Broadview	26.13	Edwardstown	3.3
Port District	21.16	S.M.O.S.H. Wst Lakes	18.9

#### 3.5.97

Adelaide University	14.17	Portland	4.5
Henley Greek	36.19	Rostrevor OC	2.3
Port District	25.17	Edwardstown	6.2
Broadview	10.13	S.M.O.S.H. Wst Lakes	7.2

#### 31.5.97

Portland	17.20	S.M.O.S.H. Wst Lakes	8.6
Adelaide University	24.21	Rostrevor OC	7.6
Henley Greek	17.35	Edwardstown	0.2
Broadview	11.9	Port District	7.8

#### 10.5.97

Broadview	14.8	Portland	8.10
Edwardstown	12.19	Rostrevor OC	10.11
Henley Greek	17.11	Port District	7.4
Adelaide University	18.17	S.M.O.S.H. Wst Lakes	9.3

#### 14.6.97

Adelaide University	26.18	Edwardstown	6.5
Portland	13.13	Port District	9.12
Broadview	18.8	Henley Greek	6.12
S.M.O.S.H. Wst Lakes	16.12	Rostrevor OC	8.14

**21.6.97**

Portland	21.16	S.M.O.S.H. Wst Lakes	8.5
Adelaide University	18.19	Rostrevor OC	11.10
Henley Greek	17.14	Edwardstown	5.4
Broadview	14.15	Port District	4.7

**26.7.97**

Port District	9.19	Portland	9.9
Adelaide University	29.27	Edwardstown	3.0
Broadview	19.6	Henley Greek	6.10
S.M.O.S.H. Wst Lakes	17.9	Rostrevor OC	6.15

**28.6.97**

Portland	28.17	Edwardstown	1.7
Adelaide University	14.14	Port District	11.9
Broadview	20.22	Rostrevor OC	3.3
Henley Greek	24.9	S.M.O.S.H. Wst Lakes	6.6

**2.8.97**

Portland	26.14	Rostrevor OC	5.4
Henley Greek	8.8	Adelaide University	6.5
Port District	25.20	S.M.O.S.H. Wst Lakes	7.3
Broadview	27.17	Edwardstown	0.1

**5.7.97**

Henley Greek	13.13	Portland	13.10
S.M.O.S.H. Wst Lakes	19.11	Edwardstown	12.14
Port District	43.23	Rostrevor OC	3.4
Adelaide University	8.12	Broadview	5.9

**9.8.97**

Adelaide University	28.23	Rostrevor OC	3.3
Henley Greek	23.19	Edwardstown	5.8
Broadview	11.9	Port District	10.9
Portland	12.11	S.M.O.S.H. Wst Lakes	9.11

**12.7.97**

Portland	17.6	Adelaide University	8.12
Henley Greek	24.12	Rostrevor OC	5.10
Port District	25.17	Edwardstown	5.4
Broadview	17.13	S.M.O.S.H. Wst Lakes	4.5

**16.8.97**

Port District	14.10	Portland	11.10
Rostrevor OC	20.20	S.M.O.S.H. Wst Lakes	8.9
Broadview	18.5	Henley Greek	6.9
Adelaide University defeated Edwardstown on a forfeit			

**19.7.97**

Adelaide University	19.13	S.M.O.S.H. Wst Lakes	6.3
Port District	11.14	Henley Greek	8.7
Edwardstown	6.16	Rostrevor OC	5.12
Broadview	24.21	Portland	6.3

**23.8.97**

Adelaide University	16.12	Henley Greek	4.6
Portland	22.17	Rostrevor OC	4.4
Broadview	18.18	Edwardstown	4.6
Port District	9.10	S.M.O.S.H. Wst Lakes	5.12

### D8 SOUTH PREMIERSHIP TABLE (At the End of the Minor Round)

CLUB	GAMES	W	L	D	FOR	AGST	POINTS	%
Broadview	18	16	2	0	2017	773	32	72.29
Adelaide University	18	15	3	0	1950	885	30	68.78
Henley Greek	18	12	6	0	2020	1100	24	64.74
Port District	18	12	6	0	1827	1165	24	61.06
Portland	18	10	8	0	1766	1340	20	56.86
S.M.O.S.H. Wst Lakes	18	3	15	0	1036	2078	6	33.27
Edwardstown	18	3	15	0	616	2275	6	21.31
Rostrevor OC	18	1	17	0	904	2520	2	26.40

**D8 SOUTH FINALS RESULTS***1st Semi Final...30.8.97*

Henley Greek	1.3	Port District	2.3
	1.7		3.4
	6.8		4.7
	8.13		4.8

*2nd Semi Final...30.8.97*

Adelaide University	3.3	Broadview	2.0
	4.6		4.2
	8.10		5.2
	9.11		8.6

*Preliminary Final...6.9.97*

Broadview	2.2	Henley Greek	1.3
	5.5		3.6
	7.6		4.9
	8.8		6.10

*GRAND FINAL...13.9.97*

*Adelaide University*5.1	Broadview	3.3
		5.5
		6.6
		6.6

# GRADE D8 SOUTH - BERT MEDAL

## EMILO CALICCHIO

### Broadview

#### ADELAIDE UNIVERSITY

B. Binder	11
B. Dennison	11
J. Thompson	10
E. Maxwell	9
P. Mathewson	8
J. Argent	4
S. Mossman	4
A. Ciccocioppo	2
G. Montgomery	2
M. Aplin	2
S. Ritchie	2
S. Roberts-Thomson	2
A. Winkworth	1
M. Danielak	1
N. Rudge	1
P. Clohesy	1
<b>TOTAL</b>	<b><u>71</u></b>

#### BROADVIEW

E. Calicchio	28
M. Storti	9
M. Simpson	6
R. Priest	6
D. Wear	3
E. Modystach	3
S. Quinn	3
A. Francis	2
C. Wintle	2
M. Johnke	2
S. Dew	2
A. Atherton	1
J. Moretti	1
J. Morony	1
M. Luppino	1
N. Hall	1
P. Smith	1
<b>TOTAL</b>	<b><u>72</u></b>

#### EDWARDSTOWN

C. Holliday	4
A. Stidston	3
B. Gage	3
C. David	2
G. King	2
B. Martin	1
L. Stewart	1
<b>TOTAL</b>	<b><u>16</u></b>

#### HENLEY GREEK

C. Storch	11
S. Darzanos	11
J. Williams	6
M. Desyllas	5
P. Neimann	4
A. Boyce	3
D. Hedley	3
J. Minagall	3
P. Dibiasse	3
P. Eadon	3
J. Thomas	2
S. Lalic	2
A. Bray	1
D. Kite	1
J. Dakis	1
M. Hetzel	1
<b>TOTAL</b>	<b><u>60</u></b>



#### ROSTREVOR OC

A. George	5
J. Bentley	3
R. Hodgson	3
D. Cavuoto	2
D. Falco	2
J. Haseldine	2
M. Harrison	2
V. Lee	2
D. Kelly	1
S. Emanuelle	1
<b>TOTAL</b>	<b><u>23</u></b>

#### SMOSH WEST LAKES

L. Smith	6
N. Porter	6
A. Konstad	4
D. Egel	3
S. Meadows	3
B. Clarke	2
A. Kilpatrick	1
D. Kennewell	1
J. Khoo	1
S. Nejman	1
T. Barratt	1
V. Mifsud	1
<b>TOTAL</b>	<b><u>30</u></b>

#### PORT DISTRICT

P. Cox	10
D. Rose	5
G. M <sup>c</sup> Kenzie	5
H. Warren	4
A. Dunstan	3
C. Baker	3
C. Walker	3
J. Campbell	3
M. Steer	3
R. Dennie	3
R. Stephens	3
D. Prideaux	2
J. Watts	2
M. Clark	2
S. Prior	2
T. Stringer	2
M. Ruth	1
<b>TOTAL</b>	<b><u>56</u></b>

#### PORTLAND

M. Schwidder	14
G. Scott	12
M. Martinovic	7
P. Jones	7
R. Simunsen	7
P. Roach	4
D. Heneker	3
P. Schievenin	3
T. Dodd-Smith	3
B. Williams	2
T. Wells	2
P. Johnstone	1
<b>TOTAL</b>	<b><u>65</u></b>





# D8 SOUTH LEADING GOAL KICKER

## MICHAEL STORTI

*Broadview*

### 101 GOALS



#### *ADELAIDE UNIVERSITY*

E. Maxwell	60
P. Matthewson	45
L. Kewell	18

#### *PORT DISTRICT*

C. Walker	88
D. Prideaux	48
M. Steer	16

#### *BROADVIEW*

M. Storti	101
E. Calicchio	27
R. Priest	18

#### *PORTLAND*

R. Simunsen	35
D. Knighton	30
S. Chapman	26

#### *EDWARDSTOWN*

C. Holliday	11
B. O'Donnell	8
C. Gooley	8

#### *ROSTREVOR OC*

M. Marvaner	5
A. George	2
L. Hearn	1

#### *HENLEY GREEK*

J. Williams	38
M. Desyllas	30
C. Storch	25

#### *SMOSH WEST LAKES*

A. Kilpatrick	19
S. Meadows	17
L. Smith	14

# DIVISION 8 SOUTH RESERVE



The make up of the Division 8 South Reserve competition consisted of Adelaide University, Broadview, Rostrevor OC, Port District, Henley Greek and Portland. Unfortunately for Edwardstown and S.M.O.S.H. Wst Lakes they pulled out relatively early in the season because they couldn't field teams.

Anyway at the halfway point of the season Broadview clearly looked the strongest outfit especially having defeated the Blacks by twenty goals in round two. Rosewater and Port District (runner up in D4 Reserve last year) made up the top four but clearly were no match for perennial grand finalists Broadview and Adelaide University.

The major round saw Port District topple a dogged Rostrevor OC by ten points in the elimination final, and the Blacks with a much stronger line up compared to round two topple the premiership favourites by four goals. The Preliminary Final saw Broadview account for Port District by ten goals. Panther Park was the venue for the Grand Final. The Blacks took full advantage of the ground size and superior fitness to lead by 19 points at the long break. They continued to apply the pressure in the third quarter with a seven-goal blitz to put them forty points ahead at the last change. Broadview kicked a couple of consolation goals in the final term but the result was overwhelming. When the siren rang the Blacks had triumphed by 54 points.

# D8 SOUTH RESERVE PREMIERS

## James N Tummel Shield

### ADELAIDE UNIVERSITY



*Back Row:* M. Densley, G. Walker, M. Fewster, A. Stenhouse, G. Clark, S. Kokar, R. Jobling, J. Furey, M. Heintze  
*Middle Row:* J. Goulding, A. Thomson, M. Baker, B. Parfrey, H. Redden, P. Wildy, G. Thoday, V. Kain, F. Primerano  
*Front Row:* D. Crane (Manager), C. M<sup>c</sup> Grath, D. Papps (Captain), W. Scott-Young (Coach), M. Grady (V. Captain), B. Fewster, P. Maddern (President)

### D8 SOUTH RESERVE RESULTS

#### 19.4.97

Henley Greek		Bye	
Portland	22.14	Edwardstown	6.7
Port District	13.16	Adelaide University	7.4
Broadview	19.12	Rostrevor OC	7.5

#### 17.5.97

Broadview		Bye	
Adelaide University	22.18	Portland	3.1
Rostrevor OC	15.5	Henley Greek	13.12
Port District	29.20	Edwardstown	1.0

#### 26.4.97

Edwardstown		Bye	
Henley Greek	12.11	Portland	12.10
Broadview	21.11	Adelaide University	4.9
Rostrevor OC	13.13	Port District	10.8

#### 24.5.97

Port District		Bye	
Adelaide University	17.10	Henley Greek	6.4
Portland	16.8	Rostrevor OC	11.19
Broadview	37.23	Edwardstown	2.3

#### 3.5.97

Broadview		Bye	
Adelaide University	14.12	Portland	10.6
Rostrevor OC	11.14	Henley Greek	11.5
Port District	20.17	Edwardstown	2.4

#### 31.5.97

Portland		Bye	
Adelaide University	15.17	Rostrevor OC	8.6
Henley Greek defeated Edwardstown on a forfeit			
Broadview	10.14	Port District	8.7

#### 10.5.97

Adelaide University		Bye	
Broadview	14.12	Portland	4.9
Rostrevor OC	20.23	Edwardstown	6.5
Henley Greek	12.10	Port District	9.7

#### 14.6.97

Rostrevor OC		Bye	
Adelaide University defeated Edwardstown on a forfeit			
Port District	16.14	Portland	15.4
Broadview	12.10	Henley Greek	2.12

**21.6.97**  
 Portland Bye  
 Adelaide University 22.12 Rostrevor OC 8.5  
 Henley Greek defeated Edwardstown on a forfeit  
 Broadview 17.17 Port District 7.10

**26.7.97**  
 Rostrevor OC Bye  
 Port District 18.5 Portland 9.12  
 Adelaide University defeated Edwardstown on a forfeit  
 Broadview 19.19 Henley Greek 2.0

**28.6.97**  
 Henley Greek Bye  
 Portland defeated Edwardstown on a forfeit  
 Adelaide University 19.26 Port District 6.3  
 Broadview 14.6 Rostrevor OC 8.9

**2.8.97**  
 Port District Bye  
 Adelaide University 20.19 Henley Greek 3.4  
 Portland defeated Rostrevor OC on a forfeit  
 Broadview defeated Edwardstown on a forfeit

**5.7.97**  
 Edwardstown Bye  
 Henley Greek 9.16 Portland 8.3  
 Port District 18.14 Rostrevor OC 5.5  
 Adelaide University 15.12 Broadview 4.5

**9.8.97**  
 Portland Bye  
 Adelaide University 22.17 Rostrevor OC 7.7  
 Henley Greek defeated Edwardstown on a forfeit  
 Broadview 15.10 Port District 10.10

**12.7.97**  
 Broadview Bye  
 Adelaide University 12.11 Portland 11.7  
 Rostrevor OC 16.13 Henley Greek 11.5  
 Port District defeated Edwardstown on a forfeit

**16.8.97**  
 Rostrevor OC Bye  
 Portland 10.9 Port District 6.8  
 Adelaide University defeated Edwardstown on a forfeit  
 Broadview 25.16 Henley Greek 4.4

**19.7.97**  
 Adelaide University Bye  
 Port District 18.19 Henley Greek 7.8  
 Rostrevor OC defeated Edwardstown on a forfeit  
 Broadview 12.13 Portland 6.13

**23.8.97**  
 Port District Bye  
 Adelaide University 19.18 Henley Greek 4.3  
 Rostrevor OC 13.11 Portland 5.10  
 Broadview defeated Edwardstown on a forfeit

**D8 SOUTH RESERVE PREMIERSHIP TABLE**  
*(At the End of the Minor Round)*

CLUB	GAMES	W	L	D	FOR	AGST	POINTS	%
Broadview	18	17	1	0	1722	577	34	74.90
Adelaide University	18	16	2	0	1732	702	32	71.22
Port District	18	11	7	0	1526	992	22	60.60
Rostrevor OC	18	10	8	0	1227	1283	20	48.88
Portland	18	8	10	0	1192	1147	16	50.96
Henley Greek	18	8	10	0	910	1369	16	39.93
Edwardstown	18	1	17	0	121	1525	2	7.35

**D8 SOUTH RESERVE FINALS RESULTS**

*1st Semi Final...30.8.97*

**Port District** 1.5 Rostrevor OC 1.5  
 3.8 2.4  
 6.12 6.5  
 10.17 9.6

*2nd Semi Final...30.8.97*

**Adelaide University** 4.2 Broadview 2.3  
 9.6 2.3  
 11.8 6.3  
 13.9 9.9

*Preliminary Final...6.9.97*

**Broadview** 5.4 Port District 3.3  
 10.5 4.4  
 14.7 4.5  
 16.10 6.6

*GRAND FINAL...13.9.97*

**\*Adelaide University** 4.3 Broadview 2.0  
 6.3 3.2  
 11.9 4.3  
 13.12 6.7

# GRADE D8 SOUTH RESERVE - LINE MEDAL

## COLIN B BALD

### Port District

PHOTO NOT SUPPLIED BY CLUB

#### ADELAIDE UNIVERSITY

B. Fewster	11
S. Kokar	8
J. Furey	7
K. Schmidt	6
J. Golding	5
C. Grady	4
D. Papps	3
P. Wildy	3
G. Thoday	2
G. Walker	2
M. Densley	2
B. Parfrey	1
C. Uppington	1
<b>TOTAL</b>	<b><u>55</u></b>

#### BROADVIEW

R. Ahern	16
J. Payne	13
P. Smith	10
A. M <sup>c</sup> Namarra	7
B. Lambert	4
C. Franser	3
K. Burke	3
B. Wintle	2
S. Quinn	2
<b>TOTAL</b>	<b><u>60</u></b>

#### EDWARDSTOWN

L. Power	3
B. Seaforth	1
S. Tomkinson	1
<b>TOTAL</b>	<b><u>5</u></b>

#### HENLEY GREEK

A. Bray	3
D. Kite	3
D. Petrovic	3
B. Johnstone	2
G. Wood	2
N. Hein	2
S. Mugge	2
B. Weeding	1
D. Leone	1
M. Cox	1
N. Clarke	1
P. Niemann	1
<b>TOTAL</b>	<b><u>22</u></b>

#### PORT DISTRICT

C. Bald	17
G. Henderson	9
David Waters	4
J. Fields	3
S. Prior	3
H. Warren	2
J. Campbell	2
T. Sperandio	2
Dean Waters	1
M. Hoey	1
M. Murphy	1
<b>TOTAL</b>	<b><u>45</u></b>

#### PORTLAND

M. Heanes	5
N. Koop	4
C. Miller	3
M. Bawden	3
P. Roach	3
D. Slee	2
S. Gambardella	2
K. Cox	1
K. Roberts	1
S. Petruzzella	1
<b>TOTAL</b>	<b><u>25</u></b>

#### ROSTREVOR OC

M. Carey	8
M. Thewlis	4
A. Favretto	3
A. Paech	3
C. Callisto	3
J. Howard	3
D. Oxspring	2
J. Bentley	2
J. Rogers	2
J. Walsh	2
S. Page	2
S. Wadham	2
A. Dunstan	1
G. Aufderheide	1
G. Fraser	1
<b>TOTAL</b>	<b><u>39</u></b>



# D8 SOUTH RESERVE LEADING GOAL KICKER

## SHAYNE R QUINN

*Broadview*

### 58 GOALS



#### **ADELAIDE UNIVERSITY**

M. Densley	39
P. Wildy	29
D. Papps	23

#### **PORT DISTRICT**

D. Waters	36
t. Sperandio	19
A. Gorlay	18

#### **BROADVIEW**

S. Quinn	58
B. Wintle	34
A. Cameron	27

#### **PORTLAND**

D. Knighton	31
T. Devenport	9
B. Thompson	8

#### **EDWARDSTOWN**

M. Perry	6
P. M <sup>c</sup> Inerney	2
A. Hall	1

#### **ROSTREVOR OC**

M. Wilkin	6
J. Orchard	4
G. Fraser	3

#### **HENLEY GREEK**

D. Caire	12
D. Leone	9
S. Maguire	7



# DIVISION 9 NORTH



The early part of the season saw Pooraka stamp their authority at the top of the ladder with four other sides fighting for the remaining three positions. Those sides being Kilburn, Gepps Cross, Ovingham and Old Ignatians.

By the end of the first round the top four teams were settled with Pooraka on top followed by Gepps Cross, Kilburn and Ovingham.

The second half of the season saw some good battles with Gepps Cross and Kilburn upsetting top side Pooraka leading into the finals.

After the first week of finals Pooraka beat Kilburn to go straight into the Grand Final with Gepps Cross coming from behind to defeat Ovingham in the elimination final.

The Preliminary Final saw Kilburn too good for Gepps Cross in very wet and difficult conditions. The Grand Final was a great seesawing affair with Pooraka getting up by a kick in a tight contest.

Pooraka were top all year and deserved their premiership.

# D9 NORTH PREMIERS Keith Thompson Shield POORAKA



*Back Row:* B. Wade, A. Long, D. Leeray, A. Scott, T. Hill, D. Crossman, T. Watkins, D. Jones, J. Floridis  
*Middle Row:* G. Cuell, N. Greenwood (Trainer), A. Hill, D. Maguire, B. Waechter, M. Kennewell, R. M<sup>c</sup> Cloy, C. Buchanan (Trainer), N. Steed, D. Jenkins (Trainer)  
*Front Row:* K. Cuell (Manager), G. Reed, S. Coles, T. Trimboli (Captain), T. Hill (Coach), S. Halls, S. Raspe, S. Wilson, P. Steed (Trainer)

## D9 NORTH RESULTS

### 19.4.97

Gepps Cross	28.19	Salisbury West	5.11
Ovingham	47.23	Rostrevor OC	6.5
Old Ignatians	25.24	Fitzroy	1.5
Pooraka	20.10	Kilburn	13.1

Campbelltown Magill defeated Payneham N U on a forfeit

### 17.5.97

Gepps Cross	20.17	Payneham N U	10.6
Kilburn	12.16	Ovingham	9.18
Salisbury West	20.20	Rosewater	7.14
Campbelltown Magill	15.8	Fitzroy	8.7
Pooraka	19.25	Old Ignatians	4.5

### 26.4.97

Old Ignatians	15.9	Gepps Cross	12.6
Ovingham	39.38	Campbelltown Magill	4.2
Pooraka	19.14	Payneham N U	5.7
Salisbury West	25.26	Fitzroy	5.4
Kilburn	23.17	Rosewater	9.1

### 24.5.97

Ovingham	32.27	Salisbury West	11.6
Payneham N U	15.20	Fitzroy	4.3
Gepps Cross	14.13	Kilburn	14.6
Pooraka	37.18	Campbelltown Magill	1.4
Old Ignatians	18.10	Rosewater	13.10

### 3.5.97

Salisbury West	9.6	Old Ignatians	8.6
Ovingham	33.27	Payneham N U	4.2
Gepps Cross	24.21	Fitzroy	1.1
Kilburn	22.14	Campbelltown Magill	2.5
Pooraka	30.25	Rosewater	1.2

### 31.5.97

Gepps Cross	25.11	Rosewater	5.7
Kilburn	13.15	Payneham N U	8.6
Ovingham	13.15	Fitzroy	6.9
Old Ignatians	24.19	Campbelltown Magill	8.5

Pooraka defeated Campbelltown Magill on a forfeit

### 10.5.97

Gepps Cross	12.11	Ovingham	11.11
Old Ignatians	14.18	Payneham N U	5.1
Kilburn	18.11	Salisbury West	8.5
Pooraka	35.20	Fitzroy	1.3
Campbelltown Magill	11.12	Rosewater	9.9

### 14.6.97

Pooraka	15.6	Gepps Cross	8.5
Ovingham	14.13	Old Ignatians	6.7
Kilburn	28.11	Fitzroy	8.11
Salisbury West	19.15	Campbelltown Magill	5.10
Payneham N U	13.16	Rosewater	6.6



<b>21.6.97</b>			
Gepps Cross	40.11	Campbelltown Magill	4.2
Pooraka	19.16	Ovingham	11.6
Payneham N U	11.19	Salisbury West	10.8
Rosewater	23.11	Fitzroy	10.10
Kilburn	20.17	Old Ignatians	3.7

<b>26.7.97</b>			
Kilburn	13.9	Ovingham	12.8
Campbelltown Magill	15.15	Fitzroy	11.10
Rosewater	19.15	Salisbury West	11.2
Pooraka defeated Old Ignatians on a forfeit			
Gepps Cross defeated Payneham N U on a forfeit			

<b>28.6.97</b>			
Old Ignatians	21.21	Fitzroy	0.1
Payneham N U	15.21	Campbelltown Magill	0.1
Kilburn	13.9	Pooraka	9.8
Ovingham	24.15	Rosewater	3.3
Gepps Cross defeated Salisbury West on a forfeit			

<b>2.8.97</b>			
Gepps Cross	10.12	Kilburn	10.9
Old Ignatians	16.18	Rosewater	16.12
Ovingham	28.19	Salisbury West	1.6
Fitzroy	10.15	Payneham N U	7.6
Pooraka	34.17	Campbelltown Magill	1.2

<b>5.7.97</b>			
Gepps Cross	23.21	Old Ignatians	6.4
Salisbury West	18.14	Fitzroy	5.7
Kilburn	35.22	Rosewater	4.6
Pooraka	26.5	Payneham N U	5.5
Ovingham	20.12	Campbelltown Magill	6.5

<b>9.8.97</b>			
Old Ignatians	10.12	Campbelltown Magill	8.8
Ovingham	43.22	Fitzroy	3.8
Pooraka	34.22	Salisbury West	0.1
Gepps Cross	29.20	Rosewater	5.4
Kilburn defeated Payneham N U on a forfeit			

<b>12.7.97</b>			
Gepps Cross	40.23	Fitzroy	2.6
Payneham N U	13.11	Ovingham	3.11
Kilburn	28.20	Campbelltown Magill	1.7
Pooraka	37.14	Rosewater	5.4
Old Ignatians defeated Salisbury West on a forfeit			

<b>16.8.97</b>			
Ovingham	32.28	Old Ignatians	10.13
Salisbury West	10.19	Campbelltown Magill	6.11
Kilburn	41.20	Fitzroy	2.6
Gepps Cross	11.10	Pooraka	10.7
Rosewater defeated Payneham N U on a forfeit			

<b>19.7.97</b>			
Payneham N U	15.14	Old Ignatians	9.6
Ovingham	17.10	Gepps Cross	16.10
Kilburn	28.20	Salisbury West	1.7
Pooraka	15.18	Fitzroy	3.4
Rosewater	12.16	Campbelltown Magill	11.9

<b>23.8.97</b>			
Kilburn	24.27	Old Ignatians	2.8
Gepps Cross	25.17	Campbelltown Magill	1.1
Rosewater	14.13	Fitzroy	7.11
Salisbury West defeated Payneham N U on a forfeit			
Ovingham defeated Pooraka on a forfeit			

### D9 NORTH PREMIERSHIP TABLE (At the End of the Minor Round)

CLUB	GAMES	W	L	D	FOR	AGST	POINTS	%
Pooraka	18	15	3	0	2499	620	30	80.12
Kilburn	18	15	3	0	2434	870	30	73.67
Gepps Cross	18	15	3	0	2369	886	30	72.78
Ovingham	18	13	5	0	2691	1009	26	72.73
Old Ignatians	18	9	9	0	1393	1573	18	46.97
Salisbury West	18	7	11	0	1094	1788	14	37.96
Payneham N U	18	6	12	0	890	1448	12	38.07
Rosewater	18	5	13	0	1140	2457	10	31.69
Campbelltown Magill	18	4	14	0	761	2453	8	23.68
Fitzroy	18	1	17	0	643	2810	2	18.62

### D9 NORTH FINALS RESULTS

#### 1st Semi Final...30.8.97

Gepps Cross	3.2	Ovingham	5.5
	4.2		10.7
	11.8		14.7
	18.11		16.7

#### 2nd Semi Final...30.8.97

Pooraka	2.4	Kilburn	1.3
	3.7		2.6
	9.13		3.6
	12.13		7.7

#### Preliminary Final...6.9.97

Kilburn	4.3	Gepps Cross	1.2
	6.4		3.6
	9.4		4.7
	9.4		6.9

#### GRAND FINAL...13.9.97

*Pooraka *	5.1	Kilburn	3.3
	8.4		5.5
	10.7		8.8
	11.9		10.9

**GRADE D9 NORTH**  
**LEES MEDAL**  
**JOHN TSOULOS**  
**Ovingham**

**CAMPBELLTOWN**

<b>MAGILL</b>	
A. Hudson	4
T. Seedsman	4
A. Brennan	3
J. Dunn	3
R. Tedesco	3
S. Riley	3
T. Little	3
M. Burton	2
A. Schultze	1
B. Bennell	1
P. Rander	1
R. Wilson	1
S. Charles	1
S. Trinchini	1
<b>TOTAL</b>	<b><u>31</u></b>

**FITZROY**


L. Holst	3
D. Jones	2
D. Pearce	2
S. Smith	2
E. M <sup>re</sup> Kinnon	1
J. Brown	1
P. Mirelli	1
R. Lee	1
<b>TOTAL</b>	<b><u>13</u></b>

**GEPPS CROSS**

D. Glenn	20
P. M <sup>c</sup> Donough	8
K. Wicker	6
A. Watters	5
D. Heydrich	5
D. Jenner	5
R. Mykytyschyn	5
S. M <sup>c</sup> Evoy	5
D. Page	3
P. Williams	3
S. Guy	3
P. M <sup>c</sup> Donnell	2
R. Leitch	2
B. Rayner	1
D. Baldock	1
<b>TOTAL</b>	<b><u>74</u></b>

**KILBURN**

A. Lees	15
G. Moore	7
A. Spain	6
D. Tuck	6
P. Farrow	6
S. Brice	6
C. Bateman	5
J. Stockl	5
K. Thomas	5
A. Callaghan	4
D. Woodhead	2
F. Boot	2
G. Pillinger	2
L. Fuller	2
P. Robertson	2
S. O'Brien	2
A. Hancock	1
S. Cummins	1
S. Dalidowicz	1
S. M <sup>c</sup> Lean	1
<b>TOTAL</b>	<b><u>81</u></b>



**OLD IGNATIANS**

P. Ward	5
A. Hill	3
J. Horder	3
P. Reid	3
T. Cornelius	3
D. Morkunas	2
G. Carey	2
M. M <sup>c</sup> Innis	2
R. Gratton	2
S. Rankine	2
D. Freebairn	1
G. Scanlon	1
J. Abbott	1
M. Hayward	1
T. Sexton	1
<b>TOTAL</b>	<b><u>34</u></b>

**OVINGHAM**

J. Tsoulos	28
M. Zielinski	8
P. Yim	5
K. Keleperzis	4
R. Daniels	4
B. Puchalski	3
M. Page	3
R. Kelly	3
J. Diamantis	2
L. Pashalidis	2

S. Kapsaskis	2
S. Kollis	2
A. Christopoulos	1
A. Yen	1
C. Kyriacou	1
N. Tisma	1
N. Tziortzis	1
<b>TOTAL</b>	<b><u>71</u></b>

**PAYNEHAM  
NORWOOD UNION**

P. Hynd	16
D. Gilbert	3
G. Patterson	3
K. Andrew	3
P. Zadolinyj	3
S. Mason	3
M. Mason	2
t. Muranda	2
T. Santillo	2
A. Coombs	1
B. Smith	1
B. Torpy	1
C. O'Donnell	1
T. Golding	1
<b>TOTAL</b>	<b><u>42</u></b>

**POORAKA**

T. Hill	9
T. Trimboli	9
A. Scott	5
S. Wilson	5
R. M <sup>c</sup> Cloy	4
D. Easlea	3
D. Jones	3
J. Ferguson	3
J. Sennis	3
P. Derham	3
P. Richardson	3
S. Coles	3
P. Tidswell	2
D. Jamieson	1
D. Murphy	1
J. Floridis	1
J. Tippins	1
T. Watkins	1
<b>TOTAL</b>	<b><u>60</u></b>

**ROSEWATER**

T. Jessen	12
J. Smith	10
B. Curtis	6
T. Peterson	3
A. Czubak	2
R. Baker	2
C. Hurrison	1
K. Vratiss	1
M. Gilbert	1
M. Thompson	1
R. Phillis	1
<b>TOTAL</b>	<b><u>40</u></b>

**SALISBURY WEST**

D. Ueding	1
T. Renshaw	6
C. Thomas	3
D. Woodforde	3
I. Maskall	3
M. Horn	3
S. Lalic	3
K. Blackford	2
K. Dohnt	2
R. Woodforde	2
S. Schulz	2
G. Brooks	1
G. Fisher	1
M. Elliott	1
M. Richards	1
<b>TOTAL</b>	<b><u>34</u></b>

# D9 NORTH LEADING GOAL KICKER

## PAUL M<sup>c</sup> DONOUGH

*Gepps Cross*

**93 Goals**



### **CAMPBELLTOWN MAGILL**

M. Rush	24
T. Palma	7
A. Hudson	6

### **OVINGHAM**

J. Tsoulos	46
L. Pashalidis	39
K. Keleperzis	37

### **FITZROY**

P. Errington	22
A. Walker	15
J. Hughes	7

### **PAYNEHAM NORWOOD UNION**

S. Mason	24
A. Coombs	15
P. Field	12

### **GEPPS CROSS**

P. M <sup>c</sup> Donough	93
D. Heydrich	53
K. Wicker	33

### **POORAKA**

P. Richardson	50
T. Hill	33
P. Derham	31

### **KILBURN**

K. Thomas	63
D. Tuck	42
G. Moore	39

### **ROSEWATER**

P. Kinock	40
J. Churchman	36
T. Jessen	19

### **OLD IGNATIANS**

S. Proud	43
D. Ronis	17
J. M <sup>c</sup> Arthur	10

### **SALISBURY WEST**

S. Vandermyle	17
S. Ames	9
R. Woodforde	8

# DIVISION 9 SOUTH



It became obvious fairly early in the season that Sacred Heart OC were going to be a strength and this was confirmed at the half way mark when they were joined by Flinders Park at the top.

Seaton Ramblers, P.H.O.S. Camden and Goodwood Saints were, at this stage, keeping in touch whilst the other teams were falling behind.

After 14 rounds there was a keen tussle to make the final four with Seaton Ramblers, Goodwood Saints and P.H.O.S. Camden fighting for third and fourth spot.

With one round remaining Goodwood Saints 24 and P.H.O.S. Camden 24 were one game up on Seaton Ramblers and appeared safely in the four with the superior percentage.

In the Semi Final Sacred Heart OC had a convincing win over Flinders Park whilst Goodwood Saints delivered a knock out blow to P.H.O.S. Camden.

The Preliminary Final saw Goodwood Saints inflict a 12 goal defeat on Flinders Park to set up a Grand Final match against Sacred Heart OC and they continued on their winning way to be Premiers for 1997.

This was a great victory considering they finished fourth at the end of the minor round.



# D9 SOUTH PREMIERS A.F. Statton Shield

## GOODWOOD SAINTS



*Back Row:* H. Ellenbroek (Head Trainer), P. Hatzielenis, D. Schreier, M. Statters, R. Drewer, T. Grund, C. Cooper, C. Scott (President)

*Middle Row:* G. Spinnelli (Ass Coach), M. Peressin, C. Abbie, D. Webb, A. Stevens, A. Pannell, M. Willmot (V. Captain), G. Colwell, D. Kitto (Football Director), C. Nelson (Secretary)

*Front Row:* M. Hill (Treasurer), B. Pearce, S. Hogben (Capt/Coach), A. Noble (V. Captain), M. Watherson, S. Wilton, R. Carson (Training Manager)

### D9 SOUTH RESULTS

<b>19.4.97</b>				<b>17.5.97</b>			
Scotch OC	16.18	Walkerville	5.0	Sacred Heart OC	21.18	Walkerville	5.5
Sacred Heart OC	13.14	P.H.O.S. Camden	7.7	Seaton Ramblers	16.11	Prince Alfred OC	14.17
Goodwood Saints	17.14	Prince Alfred OC	7.11	Goodwood Saints	21.16	Scotch OC	7.3
Flinders Park	24.9	North Haven	6.13	P.H.O.S. Camden	14.17	North Haven	10.3
Seaton Ramblers defeated Saint Peters OC on a forfeit				Flinders Park	19.14	Saint Peters OC	7.15
<b>26.4.97</b>				<b>24.5.97</b>			
Prince Alfred OC	14.16	Walkerville	8.9	P.H.O.S. Camden	20.17	Walkerville	9.5
Flinders Park	11.13	P.H.O.S. Camden	8.14	Saint Peters OC	9.13	Scotch OC	9.10
Scotch OC	12.15	Seaton Ramblers	8.5	Flinders Park	13.16	Prince Alfred OC	11.12
Goodwood Saints	32.10	North Haven	0.3	Seaton Ramblers	10.9	Goodwood Saints	9.10
Sacred Heart OC	19.15	Saint Peters OC	9.10	Sacred Heart OC	20.12	North Haven	9.4
<b>3.5.97</b>				<b>31.5.97</b>			
Sacred Heart OC	22.12	Flinders Park	7.2	P.H.O.S. Camden	14.11	Prince Alfred OC	9.10
Prince Alfred OC	13.13	Scotch OC	5.9	Sacred Heart OC	27.18	Scotch OC	4.5
Goodwood Saints	17.11	Walkerville	3.14	Flinders Park	21.18	Walkerville	5.11
Saint Peters OC	15.16	North Haven	4.6	Goodwood Saints	23.14	Saint Peters OC	3.10
Seaton Ramblers	8.16	P.H.O.S. Camden	5.6	Seaton Ramblers	16.15	North Haven	5.5
<b>10.5.97</b>				<b>14.6.97</b>			
Walkerville	10.20	Saint Peters OC	8.11	Walkerville	11.10	North Haven	5.9
P.H.O.S. Camden	15.13	Goodwood Saints	8.4	P.H.O.S. Camden	16.26	Scotch OC	4.6
Scotch OC	17.18	North Haven	1.3	Prince Alfred OC	23.4	Saint Peters OC	10.8
Sacred Heart OC	16.11	Prince Alfred OC	10.6	Flinders Park	18.26	Goodwood Saints	7.7
Flinders Park	16.9	Seaton Ramblers	7.13	Seaton Ramblers	12.13	Sacred Heart OC	7.16

**21.6.97**  
 Flinders Park 23.19 Scotch OC 6.8  
 Sacred Heart OC 9.14 Goodwood Saints 8.10  
 Prince Alfred OC 24.19 North Haven 5.10  
 Seaton Ramblers 23.14 Walkerville 2.8  
 P.H.O.S. Camden defeated Saint Peters OC on a forfeit

**26.7.97**  
 Sacred Heart OC 19.23 Walkerville 1.7  
 P.H.O.S. Camden 21.27 North Haven 1.4  
 Goodwood Saints 13.11 Scotch OC 6.11  
 Seaton Ramblers 22.10 Prince Alfred OC 11.8  
 Flinders Park defeated Saint Peters OC on a forfeit

**28.6.97**  
 Sacred Heart OC 8.19 P.H.O.S. Camden 9.12  
 Flinders Park 24.14 North Haven 6.4  
 Goodwood Saints 19.12 Prince Alfred OC 4.4  
 Seaton Ramblers 11.19 Saint Peters OC 10.11  
 Scotch OC defeated Walkerville on a forfeit

**2.8.97**  
 P.H.O.S. Camden 23.30 Walkerville 3.4  
 Sacred Heart OC 25.11 North Haven 3.5  
 Flinders Park 27.16 Prince Alfred OC 4.7  
 Scotch OC 11.3 Saint Peters OC 9.10  
 Goodwood Saints 16.18 Seaton Ramblers 8.11

**5.7.97**  
 Sacred Heart OC 21.13 Saint Peters OC 7.11  
 Prince Alfred OC 21.16 Walkerville 5.7  
 P.H.O.S. Camden 10.13 Flinders Park 10.7  
 North Haven 15.16 Goodwood Saints 8.7  
 Seaton Ramblers 22.18 Scotch OC 6.7

**9.8.97**  
 Flinders Park 19.13 Walkerville 10.10  
 Sacred Heart OC 13.8 Scotch OC 8.9  
 P.H.O.S. Camden 17.16 Prince Alfred OC 9.6  
 Goodwood Saints 34.15 Saint Peters OC 4.2  
 Seaton Ramblers 33.20 North Haven 4.5

**12.7.97**  
 P.H.O.S. Camden 18.7 Seaton Ramblers 10.4  
 Prince Alfred OC 14.11 Scotch OC 9.10  
 Flinders Park 20.9 Sacred Heart OC 10.14  
 Saint Peters OC 25.20 North Haven 3.1  
 Goodwood Saints defeated Walkerville on a forfeit

**16.8.97**  
 P.H.O.S. Camden 26.19 Scotch OC 2.2  
 Sacred Heart OC 11.15 Seaton Ramblers 10.7  
 Goodwood Saints 18.13 Flinders Park 14.10  
 Walkerville 11.12 North Haven 3.9  
 Prince Alfred OC defeated Saint Peters OC on a forfeit

**19.7.97**  
 Sacred Heart OC 20.13 Prince Alfred OC 3.10  
 Goodwood Saints 14.10 P.H.O.S. Camden 7.11  
 Scotch OC 21.11 North Haven 8.9  
 Saint Peters OC 21.15 Walkerville 11.7  
 Flinders Park 17.10 Seaton Ramblers 13.9

**23.8.97**  
 Seaton Ramblers 12.8 Walkerville 3.3  
 Goodwood Saints 7.5 Sacred Heart OC 5.5  
 Flinders Park 18.10 Scotch OC 4.9  
 Prince Alfred OC defeated North Haven on a forfeit  
 P.H.O.S. Camden defeated Saint Peters OC on a forfeit

### D9 SOUTH PREMIERSHIP TABLE (At the End of the Minor Round)

CLUB	GAMES	W	L	D	FOR	AGST	POINTS	%
Sacred Heart OC	18	15	3	0	1967	971	30	66.95
Flinders Park	18	15	3	0	2081	1108	30	65.26
P.H.O.S. Camden	18	13	5	0	1746	901	26	65.96
Goodwood Saints	18	13	5	0	1873	996	26	65.28
Seaton Ramblers	18	12	6	0	1708	1166	24	59.43
Prince Alfred OC	18	8	10	0	1436	1521	16	48.56
Scotch OC	18	6	12	0	1096	1685	12	39.41
Saint Peters OC	18	4	14	0	974	1629	8	37.42
Walkerville	18	3	15	0	744	1944	6	27.68
North Haven	18	1	17	0	637	2354	2	21.30

### D9 SOUTH FINALS RESULTS

*1st Semi Final...30.8.97*

**Goodwood Saints** 4.2 P.H.O.S. Camden 0.2  
 7.3 2.4  
 12.7 3.7  
 14.7 8.9

*2nd Semi Final...30.8.97*

**Sacred Heart OC** 3.1 Flinders Park 4.2  
 6.6 5.4  
 9.11 5.9  
 12.12 8.11


*Preliminary Final...6.9.97*

**Goodwood Saints** 7.4 Flinders Park 2.0  
 12.9 3.1  
 15.9 4.3  
 16.11 4.3

*GRAND FINAL...13.9.97*

**\*Goodwood Saints\*** 3.1 Sacred Heart OC 2.1  
 5.4 4.2  
 6.5 6.2  
 10.6 6.2

# GRADE D9 SOUTH CONDOUS MEDAL RANDY WALLACE Flinders Park



## FLINDERS PARK

R. Wallace	14
F. Bros	11
R. Pahur	11
T. Thiele	10
W. Marco	8
K. Klomp	6
A. Morrish	3
L. Cailotto	3
M. Crosato	3
M. Tripodi	3
J. Adams	2
J. Hansen	2
P. Philcox	2
P. Webb	2
S. Holmes	2
C. Wyatt	1
<b>TOTAL</b>	<b><u>73</u></b>

## GOODWOOD SAINTS

M. Willmott	13
M. Lawton	10
A. Merchant	6
A. Stevens	6
D. Hogben	5
D. Webb	5
A. Pannell	4
A. Noble	3
J. Dunning	2
S. Hogben	2
S. Marks	2
A. Quinn	1
B. Pearce	1
C. Cooper	1
D. Shreier	1
J. Rothall	1
L. Schreier	1
M. Peressin	1
M. Watherston	1
<b>TOTAL</b>	<b><u>66</u></b>

## NORTH HAVEN

A. Moffatt	5
P. Mejies	3
S. Goodger	3
F. Rozitis	2
J. Dolan	2
R. Squire	2
T. Bibl	2
T. M <sup>c</sup> Donald	2
T. Roberts	2
C. Gibbs	1
N. Marinis	1
S. Anderson	1
<b>TOTAL</b>	<b><u>26</u></b>

## P.H.O.S. CAMDEN

B. Dixon	9
S. Catic	9
D. Vivian	6
D. Royals	5

B. Thompson	3
J. Dimpoulos	3
S. Thilthorpe	3
D. Langford	2
J. Martino	2
P. Greenbank	2
S. Richardson	2
C. Watkins	1
P. Andrews	1
R. Catic	1
S. Johnson	1
<b>TOTAL</b>	<b><u>50</u></b>

## PRINCE ALFRED OC

A. Brasher	4
A. Burke	3
A. Wiseman	3
H. Brasher	3
J. Dolan	1
J. Tamakoshi	4
M. Thompson	3
P. Stamatopoulos	8
T. Barber	1
V. Sukacz	5
Z. Morgan	8
<b>TOTAL</b>	<b><u>43</u></b>

## SACRED HEART OC

D. Kennedy	10
D. Wujek	9

M. O'Connor	7
M. Netherwood	5
J. Clohesy	4
B. Clements	3
J. Pudney	3
L. Buckley	3
M. Kay	3
S. Kay	3
T. Byrnes	3
T. Sullivan	3
C. Tomney	2
D. Daniel	2
H. Treacy	2
K. Damon	2
M. Johnson	2
M. Penhall	2
B. Hall	1
B. Rowe	1
J. Burnett	1
M. Cannavan	1
<b>TOTAL</b>	<b><u>72</u></b>

## SCOTCH OC

A. Powell	6
D. M <sup>c</sup> Coll	5
A. Miller	3
D. Bailey	3
M. Richardson	3
M. Vandasz	3
S. Rodda	3
A. Burnett-Smith	2

C. Meek	2
K. Ryder	2
N. Kidman	2
C. Alm	1
H. Martin	1
M. Burns	1
N. Smith	1
R. Tippet	1
T. Merrigan	1
W. Nolan	1
<b>TOTAL</b>	<b><u>41</u></b>

## SEATON RAMBLERS

D. Bates	8
A. Harding	8
A. Coard	7
B. Bunting	6
P. M <sup>c</sup> Intyre	5
S. Shepperd	5
B. Bretlen	4
P. Washington	4
C. Ugrin	3
L. Feltrin	3
P. Mitchell	3
M. Victory	2
<b>TOTAL</b>	<b><u>58</u></b>

## SAINT PETERS OC

T. Guthrie	5
G. Spooner	3
J. M <sup>c</sup> Lachlan	3
J. Saunders	3
C. Darling	2
D. Silvy	2
M. Thomas	2
S. Matthias	2
B. Urry	1
D. M <sup>c</sup> Donough	1
T. Perry	1
<b>TOTAL</b>	<b><u>25</u></b>

## WALKERVILLE

B. Warner	9
C. Sloan	9
M. Klaebe	4
M. Gomez	3
A. Gomez	2
M. Renfrey-Rumley	2
A. Badcock	1
C. Todd	1
M. Cross	1
M. Solomon	1
R. Pegus	1
W. Trott	1
<b>TOTAL</b>	<b><u>35</u></b>

# D9 SOUTH LEADING GOAL KICKER

## COREY UGRIN

*Seaton Ramblers*

**71 Goals**



### ***FLINDERS PARK***

D. Abrahamson	63
P. Thiele	39
K. Klomp	38

### ***GOODWOOD SAINTS***

A. Noble	55
B. Pearce	39
D. Schreier	36

### ***NORTH HAVEN***

G. Hanna	21
P. Hicks	13
P. Whittaker	5

### ***PRINCE ALFRED OC***

P. Staniatopoulos	45
A. Wiseman	27
A. Brasher	20

### ***P.H.O.S. CAMDEN***

F. Rutter	40
D. Vivian	30
J. Martino	30

### ***SCOTCH OC***

M. Vadasz	22
M. Richardson	20
T. Merrigan	16

### ***SEATON RAMBLERS***

C. Ugrin	71
P. Washington	20
D. Martin	19

### ***SACRED HEART OC***

P. M <sup>c</sup> Avaney	25
D. Kelly	24
M. Kay	24

### ***SAINT PETERS OC***

S. Matthias	24
L. Evans	16
C. Taarnby	16

### ***WALKERVILLE***

L. Annear	14
B. Eberhard	13
M. Cross	10



# DIVISION 10 NORTH



The grade, which started with the makings of a good competition, saw several teams with draw and from the beginning clubs pulling out which really made the grade something of a farce.

The clubs in the grade are to be commended for keeping it going and in doing so playing against each other frequently.

At the half way mark it was obvious that Modbury and Eastern Park were the teams which would fight out for the flag.

However with 3 rounds to go Elizabeth and Ingle Farm had drawn to within 2 games of Eastern Park with Modbury undefeated and 3 games ahead/

In the Semi Final Modbury had a convincing win over Eastern Park and Ingle Farm proved far too strong for Elizabeth.

Ingle Farm in the Preliminary Final showed their improvement to defeat Eastern Park by 2 points and so move into the Grand Final.

Modbury in the Grand Final showed their strength by defeating Ingle Farm 33.17 to 5.5.



# D10 NORTH PREMIERS Pentelow Shield MODBURY



**NO NAMES SUPPLIED BY CLUB**

## D10 NORTH RESULTS

### 19.4.97

Eastern Park	13.10	Elizabeth	12.10
Modbury	25.18	North Pines	5.3

Ingle Farm defeated TransAdelaide Tigers on a forfeit  
Salisbury defeated Wingfield Royals on a forfeit

### 17.5.97

Modbury	22.25	Kenilworth	3.5
Elizabeth	24.25	Salisbury	6.9
Ingle Farm	14.12	North Pines	11.12

Eastern Park defeated Wingfield Royals on a forfeit

### 26.4.97

Modbury	22.7	Salisbury	12.12
Eastern Park	17.14	Ingle Farm	13.15

North Pines defeated Wingfield Royals on a forfeit  
Elizabeth defeated TransAdelaide Tigers on a forfeit

### 24.5.97

Kenilworth	11.20	North Pines	12.10
Modbury	24.12	Eastern Park	8.7
Ingle Farm	20.17	Salisbury	8.11

Elizabeth defeated Wingfield Royals on a forfeit

### 3.5.97

TransAdelaide Tigers withdrew from competition

Salisbury		Bye	
Eastern Park	26.18	North Pines	5.9
Modbury	16.8	Elizabeth	3.6
Ingle Farm	15.15	Wingfield Royals	5.1

### 31.5.97

Eastern Park	35.29	Salisbury	0.3
Elizabeth	20.18	North Pines	5.10
Modbury	21.24	Ingle Farm	4.8

Kenilworth defeated Wingfield Royals on a forfeit

### 10.5.97

Kenilworth entered competition

Ingle Farm	20.19	Kenilworth	2.9
Eastern Park	17.3	Elizabeth	11.7
Salisbury	18.10	Wingfield Royals	10.7
Modbury	20.19	North Pines	6.7

### 14.6.97

Wingfield Royals withdrew from competition

Eastern Park	22.13	Kenilworth	5.5
North Pines	22.13	Salisbury	5.4
Elizabeth	20.10	Ingle Farm	16.4
Modbury		Bye	

**21.6.97**

Modbury	31.22	Kenilworth	0.0
Elizabeth	20.14	Salisbury	8.13
Ingle Farm	15.15	North Pines	15.10
Eastern Park		Bye	

**26.7.97**

Modbury	22.17	Eastern Park	4.3
Elizabeth	24.29	Salisbury	2.1
Ingle Farm	16.15	North Pines	11.9

**28.6.97**

Eastern Park	15.6	Elizabeth	13.14
Modbury	33.12	North Pines	5.3
Ingle Farm	22.14	Kenilworth	11.4
Salisbury		Bye	

**2.8.97**

Ingle Farm	26.23	Salisbury	3.5
Elizabeth	20.23	North Pines	3.3
Modbury	32.15	Eastern Park	9.5

**5.7.97**

Eastern Park	21.7	Ingle Farm	10.7
Modbury	30.16	Salisbury	2.2

Elizabeth defeated North Pines on a forfeit  
Kenilworth withdrew from competition

**9.8.97**

Eastern Park	15.17	Salisbury	6.6
Modbury	25.14	Ingle Farm	4.2

Elizabeth defeated North Pines on a forfeit

**12.7.97**

Eastern Park	24.16	North Pines	6.9
Ingle Farm	16.7	Salisbury	8.11
Modbury	24.14	Elizabeth	4.5

**16.8.97**

Modbury	19.16	Eastern Park	8.7
Salisbury	17.14	North Pines	10.9
Elizabeth	9.7	Ingle Farm	8.10

**19.7.97**

Eastern Park	26.21	Salisbury	3.3
Elizabeth	27.17	North Pines	7.6

Modbury defeated Ingle Farm on a forfeit

**23.8.97**

Eastern Park	18.17	Ingle Farm	10.11
Elizabeth	24.16	North Pines	6.0
Modbury	35.26	Salisbury	1.1

### D10 NORTH PREMIERSHIP TABLE (At the End of the Minor Round)

CLUB	GAMES	W	L	D	FOR	AGST	POINTS	%
Modbury	18	18	0	0	2732	544	36	83.39
Eastern Park	18	14	4	0	1981	1307	28	60.25
Elizabeth	18	13	5	0	1769	973	26	64.51
Ingle Farm	18	10	8	0	1568	1455	20	51.87
Salisbury	18	5	13	0	819	2270	10	26.51
North Pines	18	2	16	0	947	2080	4	31.29
Kenilworth	18	2	10	0	295	877	4	25.17
Wingfield Royals	18	0	12	0	98	703	0	12.23

### D10 NORTH FINALS RESULTS

*1st Semi Final...30.8.97*

<b>Ingle Farm</b>	6.3	Elizabeth	1.2
	8.7		3.7
	12.7		4.10
	14.10		7.13

*2nd Semi Final...30.8.97*

<b>Modbury</b>	5.2	Eastern Park	1.2
	7.4		1.4
	12.8		2.5
	17.12		3.6

*Preliminary Final...6.9.97*

<b>Ingle Farm</b>	0.2	Eastern Park	2.3
	3.6		3.4
	3.7		6.8
	6.10		6.8

*GRAND FINAL...13.9.97*

<b>*Modbury*</b>	6.8	Ingle Farm	2.0
	16.11		2.3
	26.13		4.4
	33.17		5.5

**GRADE D10 NORTH**  
**STEEN MEDAL**  
**DAVID W WALTERS**  
*Eastern Park*

**EASTERN PARK**


D. Walters	17
L. Barnard	13
T. Ward	8
L. Lawrence	6
S. Brereton	5
D. Bennett	3
J. O'Reilly	3
B. Gibson	2
B. Lagrutta	2
S. Hansen	2
S. Lane	2
R. Vanderhoevan	1
S. Johnson	1
<b>TOTAL</b>	<b><u>65</u></b>

**ELIZABETH**

A. Neville	7
A. De Marie	5
W. Daly	5
C. Drewett	3
C. Presland	3
G. Peace	3
J. Bandtock	3
L. Bateson	3
P. Montgomery	3
S. Eyre	3
A. Baird	2
A. Daly	2
K. Jackson	2
N. Tsouvalas	2
W. Rootsey	2
B. Brandtock	1
S. Whipps	1
<b>TOTAL</b>	<b><u>50</u></b>

**INGLE FARM**

S. M <sup>c</sup> Lean	16
G. Blencowe	6
R. Gregory	6
A. Carrobott	5
S. Evans	5
D. Murphy	4
C. Cotton	3
K. Parry	2
B. Porta	1
C. Kingston	1
R. Gollan	1
S. Quigley	1
<b>TOTAL</b>	<b><u>51</u></b>



**MODBURY**

W. Bleach	13
A. Young	11
A. Tullura	9
P. Bowden	6
J. Haines	5
S. Cuy	5
D. Lohe	3
H. O'Brien	3
I. Patterson	3
N. Tilley	3
S. Clancy	3
S. Herron	3
A. Schenk	2
G. Dyke	2
J. Eatts	2
S. Olszewski	2
D. Starr	1
<b>TOTAL</b>	<b><u>76</u></b>

**NORTH PINES**

T. Sweetland	5
A. Buchanan	4
B. O'Leary	3
A. Collins	2
A. Lester	2
G. Matthews	2
M. Hurley	2
F. Pine	1
M. Bugg	1
P. Gibson	1
R. Bradshaw	1
<b>TOTAL</b>	<b><u>24</u></b>

**SALISBURY**

B. Peters	3
D. Toch	3
C. Gehlken	2
D. Shaw	2
N. Bond	2
P. Clark	2
S. Cornish	2
D. Joseph	1
D. Verrilli	1
P. Bova	1
S. M <sup>c</sup> Call	1
T. Giglio	1
<b>TOTAL</b>	<b><u>51</u></b>


**WINGFIELD ROYALS**

J. Billmar	2
J. Fullarton	1
<b>TOTAL</b>	<b><u>3</u></b>

# D10 NORTH LEADING GOAL KICKER

## ANTHONY TALLURA

*Modbury*  
**101 Goals**



### ***EASTERN PARK***

S. Brereton	51
L. Barnard	41
D. Walters	21

### ***NORTH PINES***

K. Norris	17
R. Czopek	16
R. Bradshaw	10

### ***ELIZABETH***

J. Bandtock	45
A. Baird	25
C. Presland	20

### ***SALISBURY***

D. Jones	14
R. Argent	13
T. Giglio	10

### ***INGLE FARM***

S. Quigley	34
A. Cotton	23
S. Sando	17

### ***WINGFIELD ROYALS***

J. Billmar	4
L. Zbierski	2
D. Bywaters	2

### ***MODBURY***

A. Tallura	101
S. Herron	59
K. Moll	26



# DIVISION 10 SOUTH



The bottom division of the southern clubs in the SAAFL gave ample proof that the standard of amateur football in Metropolitan Adelaide is more than satisfactory. Apart from Colonel Light Gardens who withdraw early in the season, all of the teams were reasonably competitive, and those at the top extremely so. Adelaide University dominated the competition in the sense they went through undefeated, but along the way they had to fight very hard to get across the line.

For most of the season Adelaide Uni and Plympton led the pack, but towards the end of the minor round Plympton slipped a little and Pembroke Old Scholars showed they would be a real threat. The fourth spot involved a struggle between Hectorville, Adelaide Lutheran and Mitcham, with the former just holding of Lutheran at the death knock.

Hectorville accounted for Plympton by 9 points in the first semi, while in the second semi a titanic struggle between Uni and Pembroke ended in a 5-point win to the Blacks. Then in something of a surprise Heccies beat the Greens by 11 points in the Prelim., and so the late-chargers fronted up to Uni in the Grand Final. For a while it looked as though the undefeated Blacks might lose the most important game of the season as a determined and speedy Hectorville led by 4 goals to 2 at quarter time. The Blacks got back into it in the second quarter to lead by 2 at half time, and at the three-quarter mark Hectorville were still in it, but an explosive last quarter by the Blacks gave them an 8-goal victory.

# D10 SOUTH PREMIERS John B Day Shield ADELAIDE UNIVERSITY



*Back Row:* S. Douglas, B. Champion, R. Foster, G. Williamson, A. Stenhouse, S. Adams  
*Middle Row:* F. Primerano, M. Heintze, C. Andrews, S. Perryman, G. Burton, A. Faulkner  
*Front Row:* P. Garson, N. Lymn, A. Eaton (V. Captain), P. Maddar (President), M. Chase (Captain), M. Huppatz.

## D10 SOUTH RESULTS

### 19.4.97

Plympton	14.8	Adelaide Lutheran	14.7
Adelaide University	44.23	Hectorville	1.1
C.B.C.O.C.	14.11	Glenunga	8.17
Mitcham defeated Unley on a forfeit			
Pembroke OS defeated Colonel Light Gardens on a forfeit			

### 17.5.97

Adelaide University	22.23	Pembroke OS	6.3
Unley	16.17	Glenunga	10.6
Plympton	16.10	C.B.C.O.C.	6.7
Hectorville	16.9	Mitcham	12.11
Adelaide Lutheran	35.24	Colonel Light Gardens	1.0

### 26.4.97

Plympton	38.21	Hectorville	2.3
Pembroke OS	14.5	Mitcham	12.12
Adelaide Lutheran defeated Glenunga on a forfeit			
Adelaide University defeated Colonel Light Gardens on a forfeit			
C.B.C.O.C. defeated Unley on a forfeit			

### 24.5.97

Glenunga	29.16	Colonel Light Gardens	2.1
Adelaide University	33.20	Unley	4.6
Plympton	14.4	Mitcham	12.11
Hectorville	13.22	Pembroke OS	6.13
Adelaide Lutheran	19.15	C.B.C.O.C.	13.5

### 3.5.97

Pembroke OS	15.19	Unley	4.6
Plympton	14.11	Glenunga	10.9
Mitcham	38.22	Colonel Light Gardens	4.2
Adelaide University	21.8	Adelaide Lutheran	5.1
Hectorville	16.12	C.B.C.O.C.	12.14

### 31.5.97

Pembroke OS	16.20	Adelaide Lutheran	6.5
Mitcham	15.17	Glenunga	9.7
Plympton	16.12	Unley	8.15
Adelaide University	45.28	C.B.C.O.C.	0.1
Hectorville defeated Colonel Light Gardens on a forfeit			

### 10.5.97

Plympton	12.12	Pembroke OS	7.7
Adelaide Lutheran	12.19	Hectorville	7.4
Unley	20.10	Colonel Light Gardens	3.6
Adelaide University	17.14	Glenunga	10.5
Mitcham	18.17	C.B.C.O.C.	5.6

### 14.6.97

Adelaide Lutheran	21.14	Unley	4.3
Adelaide University	13.17	Mitcham	12.12
Hectorville	29.16	Glenunga	5.2
Pembroke OS	14.21	C.B.C.O.C.	7.9
Plympton defeated Colonel Light Gardens on a forfeit			

**21.6.97**

Pembroke OS	25.18	Glenunga	3.2
Hectorville	20.22	Unley	11.8
Adelaide University	22.12	Plympton	9.0
Adelaide Lutheran	13.13	Mitcham	6.9

C.B.C.O.C. defeated Colonel Light Gardens on a forfeit

**26.7.97**

Glenunga	9.4	Unley	6.16
Adelaide Lutheran	11.9	Kenilworth	4.7
Adelaide University	8.9	Pembroke OS	6.8
Hectorville	12.20	Mitcham	9.8
Plympton	14.17	C.B.C.O.C.	11.12

**28.6.97**

Colonel Light Gardens withdrew from competition

C.B.C.O.C.	28.19	Glenunga	6.6
Plympton	11.13	Adelaide Lutheran	9.6
Mitcham	10.21	Unley	3.14
Adelaide University	19.19	Hectorville	7.12
Pembroke OS		Bye	

**2.8.97**

Plympton	31.23	Unley	1.1
Mitcham	17.16	Glenunga	5.4
Adelaide Lutheran	12.11	Pembroke OS	6.8
Hectorville	30.23	Kenilworth	4.4
Adelaide University	18.35	C.B.C.O.C.	4.1

**5.7.97**

Kenilworth entered competition

Pembroke OS	11.15	Mitcham	11.6
C.B.C.O.C.	19.17	Unley	8.7
Adelaide University	22.17	Kenilworth	3.5
Hectorville	13.7	Plympton	11.9

Adelaide Lutheran defeated Glenunga on a forfeit

**9.8.97**

Pembroke OS	27.15	C.B.C.O.C.	2.4
Hectorville	17.18	Glenunga	2.4
Plympton	28.16	Kenilworth	1.3
Adelaide University	21.15	Mitcham	4.2

Adelaide Lutheran defeated Unley on a forfeit

**12.7.97**

Pembroke OS	30.34	Unley	3.4
Plympton	19.16	Glenunga	5.7
Mitcham	19.7	Kenilworth	9.6
Adelaide University	8.10	Adelaide Lutheran	4.11
Hectorville	22.18	C.B.C.O.C.	10.9

**16.8.97**

Pembroke OS	17.17	Glenunga	1.4
Adelaide Lutheran	16.11	Mitcham	5.9
C.B.C.O.C.	11.15	Kenilworth	9.18
Adelaide University	8.18	Plympton	2.2
Hectorville	28.13	Unley	2.3

**19.7.97**

Pembroke OS	11.5	Plympton	8.10
Adelaide University	9.16	Glenunga	3.4
Kenilworth	19.14	Unley	5.15
Mitcham	31.13	C.B.C.O.C.	4.9
Hectorville	22.8	Adelaide Lutheran	10.12

**23.8.97**

Pembroke OS	17.17	Glenunga	1.4
Adelaide Lutheran	16.11	Mitcham	5.9
C.B.C.O.C.	11.15	Kenilworth	9.18
Adelaide University	8.18	Plympton	2.2
Hectorville	28.13	Unley	2.3

### D10 SOUTH PREMIERSHIP TABLE (At the End of the Minor Round)

CLUB	GAMES	W	L	D	FOR	AGST	POINTS	%
Adelaide University	18	18	0	0	2509	557	36	81.83
Pembroke OS	18	13	5	0	1689	939	26	64.27
Plympton	18	13	5	0	1856	1062	26	63.61
Hectorville	18	13	5	0	1864	1516	26	55.15
Adelaide Lutheran	18	12	6	0	1555	988	24	61.15
Mitcham	18	9	9	0	1723	1242	18	58.11
C.B.C.O.C.	18	6	12	0	1183	1970	12	37.52
Glenunga	18	3	15	0	835	1858	6	31.01
Unley	18	2	16	0	698	2175	4	24.30
Kenilworth	13	1	12	0	280	1479	2	15.92

### D10 SOUTH FINALS RESULTS

1st Semi Final...30.8.97

Hectorville	3.1	Plympton	0.4
	3.1		2.6
	5.6		2.7
	6.8		3.7

2nd Semi Final...30.8.97

Adelaide University	3.2	Pembroke OS	3.2
	4.6		5.4
	6.8		6.6
	7.12		7.7

Preliminary Final...6.9.97

Hectorville	1.5	Pembroke OS	3.3
	3.9		5.5
	6.13		6.5
	8.14		7.9

GRAND FINAL...13.9.97

*Adelaide University*2.2	Hectorville	4.2
		5.2
		8.3
		8.4



**GRADE D10 SOUTH**  
**SANDO MEDAL**  
*PETER T LERWAY*  
*Plympton*



**ADELAIDE LUTHERAN**

G. Brereton	7
L. Quince	6
C. Nicholas	5
J. Overduin	5
C. Bowyer	4
S. Hallo	4
S. Skehan	4
F. Raponi	3
P. Seidel	3
S. Nicholas	3
C. Schiller	2
V. Ouslinis	2
W. Brake	2
B. Wales	1
J. Voulgarakis	1
<b>TOTAL</b>	<b><u>52</u></b>

**ADELAIDE UNIVERSITY**

A. Eaton	15
S. Adams	11
T. Shierlaw	7
G. Schapel	4
A. Lines	3
L. Mosey	3
M. Hurn	3
M. Steel	3
N. Piazza	3
N. Raghianti	3
T. Bryson	3
A. Cassidy	2
D. O'Reilly	2
G. Burton	2
M. Duncan	2
M. Huppertz	2
M. Mayes	2
N. Lymn	2
S. Kimber	2
S. Moore	2
B. Rigden	1
D. Crook	1
F. Primerano	1
S. Douglas	1
S. Smid	1
S. Watson	1
<b>TOTAL</b>	<b><u>82</u></b>

**C.B.C.O.C.**

M. Bryson	19
G. Delbridge	3
H. Nguyen	3
M. Dillon	3
T. Siv	3
B. O'Loughlin	2
J. Barraclough	1
N. Thomas	1
<b>TOTAL</b>	<b><u>35</u></b>

**COLONEL LIGHT GARDENS**

D. Ludwig	3
T. Trvong	2
<b>TOTAL</b>	<b><u>5</u></b>

**GLENUNGA**

M. Wright	4
P. Degilio	4
S. Micklethwait	4
J. Hill	3
L. Constantino	3
M. Songer	3
A. Butcher	2
M. Hillier	2
N. Murphy	2
J. Weaver	1
<b>TOTAL</b>	<b><u>28</u></b>

**HECTORVILLE**

S. Farrell	14
L. Hennessy	7
A. Auri	6
M. Gray	6
P. Anfiteatro	4
B. Rowe	3
D. Tootill	3
L. Darrington	3

P. Carlsson	3
K. Bergholt	2
R. Vandergout	2
D. Owen	1
M. Lawlor	1
P. Walters	1
<b>TOTAL</b>	<b><u>56</u></b>

**KENILWORTH**

B. Pease	8
J. Savage	3
J. Diamandipoulos	2
J. Vivian	1
M. Haansbergen	1
<b>TOTAL</b>	<b><u>15</u></b>

**MITCHAM**

B. Murphy	4
A. Wood	12
A. Fraser	8
A. Hill	6
C. Hickey	6
B. Minervini	2
D. Wright	2
K. Malone	2
R. Marr	2
R. Shields	2
D. Ainsworth	1
J. Yeates	1
M. Wood	1
R. Gool	1
T. Chepsman	1
<b>TOTAL</b>	<b><u>51</u></b>

**PEMBROKE OS**

P. Fear	9
D. Dall	7
H. Parsons	5
P. Hondow	5
W. M <sup>c</sup> Ewin	5
D. Kennedy	4
A. Shepherd	3
P. Hawkes	3
C. Lancaster	2
J. Bedford	2
N. Robson	2
T. Frazer	2
A. Benz	1
A. Haig	1
D. Harwood	1
M. Duncan	1
P. Harmer	1
<b>TOTAL</b>	<b><u>54</u></b>

**PLYMPTON**

P. Lerway	21
S. Peek	7
B. Pianta	6
A. Higgins	4
G. Weltner	4
D. Gates	3
D. Larizza	3
G. Dittmar	3
B. Wood	2
D. Goodwin	2
J. Michalak	2
J. Mitchell	2
P. Brokensha	2
S. Elletson	1
T. Brokensha	1
T. Bruce	1
<b>TOTAL</b>	<b><u>64</u></b>

**UNLEY**

D. Benson	5
A. Wickham	3
L. Prior	3
P. Wilson	3
S. O'Flaherty	3
C. Turner	2
G. Sims	2
M. Randall	2
B. Chandler	1
J. Rosman	1
M. Vater	1
N. Gryst	1
P. Liebich	1
<b>TOTAL</b>	<b><u>28</u></b>

# D10 SOUTH LEADING GOAL KICKER

## SIMON FARRELL

*Hectorville*

**90 Goals**



### ***ADELAIDE LUTHERAN***

P. Seidel	54
L. Quince	42
S. Hallo	30

### ***ADELAIDE UNIVERSITY***

D. O'Reilly	36
A. Lines	31
B. Rigden	26

### ***BURNSIDE KENSINGTON***

B. Pease	12
P. Hook	11
G. Knapstein	4

### ***C.B.C.O.C.***

M. Konopka	20
A. Zaknic	15
A. Fontaine	14

### ***COLONEL LIGHT GARDENS***

N. Grigg	4
R. Smith	3
D. Ludwig	1

### ***GLENUNGA***

S. M <sup>c</sup> Carthy	12
L. Constantino	12
M. Hillier	12

### ***HECTORVILLE***

S. Farrell	90
D. Bird	30
B. Rowe	20

### ***MITCHAM***

A. Fraser	54
M. Oubridge	25
R. Shields	23

### ***PEMBROKE OS***

J. Anderson	21
P. Hindow	21
J. Tregonning	19


### ***PLYMPTON***

B. Pianta	57
M. Peek	31
P. Hurst	22

### ***UNLEY***

D. Mickan	4
B. Klau	4
S. O'Flaherty	4

# *Could it be asthma? Ask your doctor.*



As common as asthma is among adults and children, it's often not recognised. If you experience any of the following symptoms, you could have asthma. To be sure, ask your doctor. \* Coughing at night. \* Wheezing and coughing, particularly in Springtime or when it's cold. \* Excessive breathlessness, especially after exercise. \* Tightness in the chest particularly after being near cats and other animals. \* Coughing for more than 2 weeks or wheezing when you have had a virus.

A message brought to you by Living Health for the Asthma Foundation.

**Asthma Aware**

# UNDER 17 GOLD



The 1997 Under 17 Gold Division was made up of the following clubs: Modbury, Salisbury North, Eastern Park, Athelstone, Broadview, Hope Valley, Salisbury, Payneham Norwood Union, Elizabeth and Pooraka.

As with most football seasons, it took half of the season for the teams to find their level. The early pace setters were Pooraka, Elizabeth and Payneham Norwood Union. Other sides that were threatening to make the four were Salisbury, Hope Valley and Broadview. The top three sides at the end of the minor round were Pooraka, Elizabeth and Payneham Norwood Union with 15 wins each. Salisbury with 13 wins, fought off a late challenge from Hope Valley to finish fourth.

The first Semi Final, played at Kilburn Oval, saw Salisbury defeat Payneham Norwood Union for the first time of the season by 29 points. The second Semi Final (played at the same ground) between Pooraka and Elizabeth saw Pooraka run out winners by 34 points. With Pooraka advancing straight into the Grand Final, Salisbury and Elizabeth contested the Preliminary Final at Hectorville Oval. In a tight fought game Elizabeth were unable to overcome Salisbury's initial lead. The final siren saw Salisbury win the game by 17 points.

The Grand Final between Pooraka and Salisbury was played on a muddy Kilburn Oval. Both sides had great support from the respective Senior Premiership sides. The lead see-sawed during the first half with Pooraka going in at the long break up by 4 points. Some good team football set up a handy lead for Salisbury at three-quarter time. The last quarter developed into a battle of the defences with neither side scoring freely. Salisbury was eventually victorious, winning the Grand Final by 9 points.

Thanks to all teams, coaches and officials for participating in an even and exciting year of football. Congratulations to the 1997 Amateur League Under 17 Gold Division Best and Fairest Winner Chris Packham from the Elizabeth Football Club.

# UNDER 17 GOLD PREMIERS NOEL HAMDEN SHEILD SALISBURY



*Back Row:* G. Barnett (Goal Umpire), W. Young (Time Keeper), T. Chapman, C. Tucker, D. M<sup>c</sup> Innes, S. Prentice, S. Lane, I. Douglas (Team Manager)  
*Middle Row:* R. Kuhn (Runner), B. Catford, J. Stow, C. Gapper, R. Kuhn, J. Hart, D. Pratt, M. Buckskin, N. Gursansky (Coach), J. Carmody (Secretary)  
*Front Row:* C. Barnett, C. M<sup>c</sup> Donald (V. Captain), K. Harrison (Captain), L. Gursansky, J. Cattonar (D. V. Captain), S. Douglas, M. Catford.

## UNDER 17 GOLD RESULTS

<b>20.4.97</b>				<b>18.5.97</b>			
Athelstone	16.13	Broadview	5.7	Broadview	15.9	Modbury	5.4
Elizabeth	13.9	Eastern Park	5.12	Elizabeth	10.5	Salisbury	7.10
Pooraka	15.16	Modbury	5.5	Payneham N U	12.4	Athelstone	4.10
Salisbury	17.13	Salisbury North	3.11	Eastern Park	16.13	Salisbury North	8.12
Payneham N U	13.12	Hope Valley	7.9	Pooraka	8.13	Hope Valley	7.7
<b>27.4.97</b>				<b>25.5.97</b>			
Athelstone	10.6	Eastern Park	9.7	Salisbury North	10.18	Broadview	9.7
Elizabeth	12.8	Broadview	5.13	Elizabeth	16.12	Athelstone	4.5
Hope Valley	11.2	Salisbury North	6.14	Payneham N U	8.17	Salisbury	6.7
Pooraka	13.5	Salisbury	11.14	Hope Valley	13.15	Modbury	3.3
Payneham N U	17.15	Modbury	3.1	Pooraka	12.10	Eastern Park	11.12
<b>4.5.97</b>				<b>1.6.97</b>			
Pooraka	13.16	Broadview	9.8	Broadview	7.16	Hope Valley	5.10
Salisbury	16.11	Modbury	3.0	Athelstone	14.7	Salisbury North	7.7
Elizabeth	14.13	Salisbury North	7.11	Eastern Park	10.7	Salisbury	9.11
Payneham N U	14.16	Eastern Park	9.3	Elizabeth	12.15	Modbury	2.5
Hope Valley	10.7	Athelstone	4.6	Payneham N U	13.4	Pooraka	12.5
<b>11.5.97</b>				<b>15.6.97</b>			
Salisbury	11.4	Athelstone	9.6	Salisbury	14.13	Hope Valley	4.7
Elizabeth	6.7	Hope Valley	5.1	Broadview	11.8	Eastern Park	7.7
Payneham N U	5.9	Broadview	3.5	Elizabeth	11.13	Payneham N U	8.3
Eastern Park	11.13	Payneham N U	5.9	Salisbury North	15.18	Modbury	3.2
Pooraka	15.18	Salisbury North	5.4	Pooraka	24.13	Athelstone	7.3

**22.6.97**

Salisbury	11.12	Broadview	4.5
Athelstone	14.14	Modbury	5.9
Payneham N U	11.7	Salisbury North	9.11
Hope Valley	9.10	Eastern Park	5.8
Elizabeth	10.9	Pooraka	7.12

**27.7.97**

Salisbury North	8.14	Eastern Park	5.13
Salisbury	9.9	Elizabeth	7.9
Payneham N U	8.8	Athelstone	7.8
Broadview	6.8	Modbury	5.8
Pooraka	11.12	Hope Valley	10.9

**29.6.97**

Broadview	16.7	Athelstone	4.7
Salisbury	8.14	Salisbury North	8.5
Elizabeth	14.10	Eastern Park	3.4
Payneham N U	9.4	Hope Valley	6.8
Pooraka	19.22	Modbury	0.0

**3.8.97**

Broadview	11.10	Salisbury North	5.6
Payneham N U	11.12	Salisbury	10.4
Elizabeth	9.11	Athelstone	8.11
Pooraka	18.16	Eastern Park	0.0
Hope Valley	17.4	Modbury	4.8

**6.7.97**

Elizabeth	15.16	Broadview	6.9
Salisbury	10.8	Pooraka	8.15
Eastern Park	14.9	Athelstone	10.11
Hope Valley	16.12	Salisbury North	5.7
Payneham N U	17.6	Modbury	4.6

**10.8.97**

Salisbury	21.21	Eastern Park	0.2
Athelstone	17.10	Salisbury North	6.8
Hope Valley	8.15	Broadview	2.8
Elizabeth	14.18	Modbury	0.3
Pooraka	17.9	Payneham N U	3.5

**13.7.97**

Hope Valley	12.15	Athelstone	5.2
Elizabeth	16.11	Salisbury North	9.6
Payneham N U	12.14	Eastern Park	3.3
Salisbury	14.16	Modbury	5.4
Pooraka	11.11	Broadview	8.7

**17.8.97**

Broadview	16.9	Eastern Park	2.7
Pooraka	15.2	Athelstone	9.9
Modbury	7.6	Salisbury North	3.6
Salisbury	13.10	Hope Valley	5.4
Elizabeth	12.9	Payneham N U	4.3

**20.7.97**

Payneham N U	16.9	Broadview	6.8
Salisbury	18.13	Athelstone	4.7
Pooraka	10.10	Salisbury North	8.7
Modbury	16.13	Eastern Park	8.5
Hope Valley	14.8	Elizabeth	4.9

**24.8.97**

Salisbury	15.11	Broadview	9.3
Hope Valley	16.18	Eastern Park	1.7
Athelstone	11.15	Modbury	3.2
Pooraka	11.8	Elizabeth	6.7
Payneham N U defeated Salisbury North on a forfeit			

**UNDER 17 GOLD PREMIERSHIP TABLE**  
(At the End of the Minor Round)

CLUB	GAMES	W	L	D	FOR	AGST	POINTS	%
Pooraka	18	15	3	0	1653	910	30	64.49
Elizabeth	18	15	3	0	1397	817	30	63.10
Payneham N U	18	15	3	0	1294	893	30	59.17
Salisbury	18	13	5	0	1521	850	26	64.15
Hope Valley	18	10	8	0	1211	879	20	57.94
Broadview	18	7	11	0	1035	1177	14	46.79
Athelstone	18	6	12	0	1092	1345	12	44.81
Eastern Park	18	4	14	0	846	1542	8	35.43
Salisbury North	18	3	15	0	897	1428	6	38.58
Modbury	18	2	16	0	519	1518	4	25.48

**UNDER 17 GOLD FINALS RESULTS**

*1st Semi Final...31.8.97*

<b>Salisbury</b>	3.4	Payneham N U	3.1
	4.5		5.4
	9.10		6.4
	10.13		6.8

*2nd Semi Final...31.8.97*

<b>Pooraka</b>	2.4	Elizabeth	1.5
	8.6		2.8
	11.9		4.10
	15.10		9.12

*Preliminary Final...7.9.97*

<b>Salisbury</b>	4.3	Elizabeth	0.0
	5.3		3.2
	6.3		3.4
	7.4		4.5

*GRAND FINAL...14.9.97*

<b>*Salisbury*</b>	4.2	Pooraka	3.1
	6.4		7.1
	9.7		7.4
	9.7		8.5

**GRADE UNDER 17 GOLD**  
**PAUL ROFE MEDAL**  
**CHRIS R PACKHAM**  
*Elizabeth*



**ATHELSTONE**

A. Pipicella	8
D. Ricci	8
R. Williams	5
S. Radetti	5
J. La Bella	4
P. Clayton-Smith	4
J. Bentley	3
P. Kassara	2
<b>TOTAL</b>	<b><u>39</u></b>

**BROADVIEW**

B. Berry	7
S. White	5
J. Krieg	4
C. Reilly	3
M. Landolfi	3
R. Taylor	3
A. Biggs	2
D. Lakides	2
M. Mayman	2
M. Thompson	2
W. Matthews	2
A. Molloy	1
A. Pinneri	1
D. Bennett	1
S. Forbes	1
<b>TOTAL</b>	<b><u>39</u></b>

**EASTERN PARK**

T. Knowles	11
D. Tilley	9
J. Glancey	7
B. Hancock	6
B. May	3
N. Wundke	3
M. Walters	2
S. Chamings	2
<b>TOTAL</b>	<b><u>43</u></b>

**ELIZABETH**

C. Packham	29
S. Newstead	21
D. Harris	6
M. Goodwin	3
M. Williams	3
S. Collum	3
M. Bennink	2
C. Harrison	1
J. Kasianowicz	1
<b>TOTAL</b>	<b><u>69</u></b>

**HOPE VALLEY**

B. Appleby	15
C. Bond	7
T. Aldenhoven	6
G. Saintry	5
A. Haas	3
D. Giesler	3
G. Dykstra	3
J. Phillips	3
M. Glaetzer	3
W. Brown	3
A. Warke	2
J. Marsh	2
R. Kahl	1
S. Power	1
<b>TOTAL</b>	<b><u>57</u></b>

**MODBURY**

L. Hann	13
D. Noulbrick	6
A. Beck	2
B. Koorey	1
M. Peter	1
M. Wicks	1
P. Phillips	1
<b>TOTAL</b>	<b><u>25</u></b>

**PAYNEHAM NORWOOD UNION**

T. Burrows	14
D. Beneke	9
G. Weetra	9
B. Kollias	6
N. Varcoe	5
W. Lindsay	4
L. Adams	3
J. Boerema	2
P. Breneke	2
P. Taylor	2
A. Bartlett	1
A. Stagg	1
P. Baker	1
<b>TOTAL</b>	<b><u>59</u></b>

**POORAKA**

H. O'Dea	17
D. Hillen	12
A. Didak	11
W. Brown	10
L. Redmond	6
A. Nitschke	4
S. Scragg	3
J. Cornish	2
S. Brasser	2
S. Tiley	2
N. Bell	1
<b>TOTAL</b>	<b><u>70</u></b>

**SALISBURY**

J. Hart	18
M. Buckskin	11
C. Coleman	9
C. Tucker	6
B. Kotz	5
C. Gapper	5
J. Cattonar	5
W. Buckskin	4
P. Jackson	3
R. Kuhn	3
B. Coleman	2
<b>TOTAL</b>	<b><u>71</u></b>

**SALISBURY NORTH**

D. Maylin	14
D. M <sup>c</sup> Bride	7
A. Johnstone	5
D. Richardson	3
B. Rae	2
D. Dermody	2
S. Mathews	2
T. Bradford	2
T. Sangster	2
S. Wing	1
<b>TOTAL</b>	<b><u>40</u></b>



# UNDER 17 GOLD LEADING GOAL KICKER

## ANTHONY DIDAK

*Pooraka*

80 Goals

### PHOTO NOT SUPPLIED BY CLUB

#### ***ATHELSTONE***

R. William	34
P. Clayton-Smith	16
D. Ricci	14

#### ***BROADVIEW***

S. White	38
D. Lkides	17
M. Landolfi	16

#### ***EASTERN PARK***

S. Smith	19
T. Knowles	17
D. Tilley	16

#### ***ELIZABETH***

S. Newstead	31
B. Jackman	28
B. Donnelly	20

#### ***HOPE VALLEY***

R. Kahl	22
C. Bond	15
S. Forbes	13

#### ***MODBURY***

M. Jenkins	7
A. Murray	7
B. Kearns	6

#### ***PAYNEHAM NORWOOD UNION***

T. Burrows	30
D. Beneke	21
B. Kollias	20

#### ***POORAKA***

A. Didak	80
J. Reid	20
S. Scragg	19

#### ***SALISBURY NORTH***

A. Pryor	19
B. Rae	18
D. Richardson	10

#### ***SALISBURY***

K. Harrison	26
D. Pratt	24
B. Kotz	24



# UNDER 17 BLUE



The early part of the season saw Henley Greek establish themselves at the top of the ladder with Fitzroy and Port District in hot pursuit. The remaining sides were inconsistent but several teams were capable of sneaking into the four.

At the half way mark Henley Greek were on top with Fitzroy, Port District and North Haven making up the four. Gepps Cross and Portland still had a chance but Plympton, Lockleys, Flinders Park and Woodville South had dropped out of contention.

The second round saw Gepps Cross winning every game to snatch second place. The final placings being Henley Greek, Gepps Cross, Fitzroy and Port District.

Fitzroy defeating Port District won the Elimination Final. Gepps Cross won the Second Semi Final with a goal on the siren.

The Preliminary Final saw favourite Henley Greek upset by Fitzroy.

The Grand Final was played in very poor conditions and in a very low scoring affair Gepps Cross were winners by a solitary point against Fitzroy.

# UNDER 17 BLUE PREMIERS John L Hicks Shield GEPPTS CROSS



*Back Row:* J. Arbon, D. Price, J. Riggs, S. M<sup>c</sup> Millan, J. Mead, L. Galpin, G. Dawson  
*Third Row:* J. Hardy, D. Barbulovic, K. Brown, D. Stoneman, C. Dermody, D. Virgo  
*Second Row:* L. Harding, A. Hannam (V. Captain), D. Glenn (Coach), L. Sok (Captain), S. O'Leary (Team Manager)  
*Front Row:* M. Arthur, C. Ung, C. Clonan, S. Schamaal

## UNDER 17 BLUE RESULTS

### 20.4.97

Port District	30.20	Lockleys	2.0
Fitzroy	19.13	Gepps Cross	5.11
Woodville South	18.21	Flinders Park	0.3
Henley Greek	19.13	North Haven	3.4

Portland defeated Plympton on a forfeit

### 18.5.97

Henley Greek	29.18	Lockleys	1.6
Gepps Cross	10.9	Portland	5.8
Fitzroy	15.13	Plympton	8.8
Port District	18.18	Flinders Park	1.3
North Haven	9.11	Woodville South	7.9

### 27.4.97

Port District	11.14	Gepps Cross	8.4
Portland	11.8	Woodville South	9.9
Fitzroy	39.16	Lockleys	0.1
Henley Greek	41.15	Flinders Park	0.2

North Haven defeated Plympton on a forfeit

### 25.5.97

Plympton	13.11	Flinders Park	8.8
Portland	14.6	Lockleys	7.8
North Haven	8.13	Gepps Cross	8.9
Fitzroy	12.10	Port District	8.10
Henley Greek	19.29	Woodville South	0.0

### 4.5.97

North Haven	13.14	Lockleys	4.6
Henley Greek	22.16	Plympton	6.5
Gepps Cross	25.15	Flinders Park	1.1
Port District	10.9	Woodville South	7.5
Fitzroy	9.10	Portland	6.8

### 1.6.97

Port District	14.18	Portland	2.4
Gepps Cross	12.7	Plympton	5.9
Lockleys	10.11	Woodville South	4.8
North Haven	18.12	Flinders Park	1.0
Henley Greek	15.13	Fitzroy	7.11

### 11.5.97

Port District	13.2	Plympton	5.4
Fitzroy	24.13	Woodville South	5.2
Lockleys	15.10	Flinders Park	4.2
Henley Greek	14.13	Gepps Cross	6.8
Portland	17.9	North Haven	9.8

### 15.6.97

Gepps Cross	14.13	Lockleys	5.9
Plympton	10.17	Woodville South	3.4
Henley Greek	11.11	Portland	7.6
Fitzroy	23.17	Flinders Park	2.1
North Haven	6.7	Port District	6.5

**22.6.97**

Plympton	12.10	Lockleys	7.11
Henley Greek	14.9	Port District	3.7
Portland	18.12	Flinders Park	3.3
Gepps Cross	13.12	Woodville South	5.8
Fitzroy	14.14	North Haven	10.7

**29.6.97**

Portland	14.8	Plympton	5.11
Port District	13.5	Lockleys	5.7
Gepps Cross	11.11	Fitzroy	9.10
Woodville South	11.10	Flinders Park	4.9
North Haven	8.7	Henley Greek	5.10

**6.7.97**

Fitzroy	19.18	Lockleys	5.3
North Haven	4.10	Plympton	0.0
Gepps Cross	12.10	Port District	7.7
Woodville South	8.5	Portland	7.6
Henley Greek	25.18	Flinders Park	0.1

**13.7.97**

Port District	17.14	Woodville South	4.9
Portland	10.9	Fitzroy	6.5
Gepps Cross	9.13	Flinders Park	1.5
Henley Greek	15.12	Plympton	1.5
North Haven	19.24	Lockleys	1.2

**20.7.97**

Lockleys	9.10	Flinders Park	5.5
Plympton	11.11	Port District	7.7
North Haven	7.12	Portland	2.2
Gepps Cross	11.3	Henley Greek	5.13
Fitzroy	21.15	Woodville South	1.2

**27.7.97**

Fitzroy	17.15	Plympton	4.3
Port District	22.19	Flinders Park	0.1
Gepps Cross	17.11	Portland	5.4
North Haven	17.14	Woodville South	5.6
Henley Greek	27.16	Lockleys	1.0

**3.8.97**

Portland	10.11	Lockleys	6.6
Port District	8.7	Fitzroy	6.10
Henley Greek	27.13	Woodville South	3.0
Gepps Cross	13.9	North Haven	6.6

Flinders Park defeated Plympton on a forfeit

**10.8.97**

Lockleys	13.13	Woodville South	7.16
Gepps Cross	21.11	Plympton	1.3
Henley Greek	14.11	Fitzroy	5.8
North Haven	17.14	Flinders Park	2.4

Port District defeated Portland on a forfeit

**17.8.97**

Port District	10.4	North Haven	8.7
Fitzroy	19.19	Flinders Park	3.3
Henley Greek	13.12	Portland	1.4

Gepps Cross defeated Lockleys on a forfeit  
Woodville South defeated Plympton on a forfeit

**24.8.97**

Gepps Cross	28.16	Woodville South	1.1
Portland	7.12	Flinders Park	3.5
Henley Greek	14.8	Port District	5.6
Fitzroy	11.11	North Haven	4.17

Plympton defeated Lockleys on a forfeit

**UNDER 17 BLUE PREMIERSHIP TABLE***(At the End of the Minor Round)*

CLUB	GAMES	W	L	D	FOR	AGST	POINTS	%
Henley Greek	18	16	2	0	2225	491	32	81.92
Gepps Cross	18	14	4	0	1570	784	28	66.69
Fitzroy	18	13	5	0	1878	841	26	69.07
Port District	18	12	6	0	1444	811	24	64.04
North Haven	18	12	6	0	1243	863	24	59.02
Portland	18	9	9	0	993	1025	18	49.21
Lockleys	18	5	13	0	709	1817	10	28.07
Woodville South	18	4	14	0	763	1653	8	31.58
Plympton	18	4	14	0	582	1372	8	29.79
Flinders Park	18	1	17	0	344	2094	2	14.11

**UNDER 17 BLUE FINALS RESULTS***1st Semi Final...31.8.97*

<b>Fitzroy</b>	2.4	Port District	1.4
	3.5		3.8
	8.7		5.9
	10.12		7.11

*2nd Semi Final...31.8.97*

<b>Gepps Cross</b>	0.2	Henley Greek	2.3
	3.4		6.4
	7.8		6.5
	9.8		8.11

*Preliminary Final...7.9.97*

<b>Fitzroy</b>	1.2	Henley Greek	2.3
	2.4		2.3
	2.6		3.5
	7.7		6.7

*GRAND FINAL...14.9.97*

<b>*Gepps Cross*</b>	2.3	Fitzroy	2.1
	3.4		3.3
	4.6		4.3
	4.6		4.5

**GRADE UNDER 17 BLUE**  
**TOTHILL MEDAL**  
**STEVEN M LAWRENCE**  
*Henley Greek*

**FITZROY**

G. Sullivan	12
M. Ehlers	11
D. Tonin	6
D. To	5
B. Hart	4
B. Henry	4
S. Carcy	4
A. Hart	3
A. Newkirk	3
D. Wall	2
J. Bond	2
S. Dixon	2
A. Bale	1
D. Seymour	1
P. Ngo	1
<b>TOTAL</b>	<b><u>61</u></b>

**FLINDERS PARK**


M. Edwards	2
C. Heyen	1
D. De Conte	1
D. Gambarotto	1
K. Wood	1
M. Bourne	1
M. Evans	1
N. Beven	1
<b>TOTAL</b>	<b><u>10</u></b>

**GEPPS CROSS**

D. Turner	25
L. Sok	16
C. Ung	14
D. Stoneman	8
C. Clonan	7
C. Dermody	2
D. Price	1
J. Hardy	1
<b>TOTAL</b>	<b><u>74</u></b>

**HENLEY GREEK**

S. M <sup>c</sup> Lawrence	34
T. Cakar	15
C. Spicer	12
K. Rogers	4
P. Sitarenos	3
T. Pitman	3
B. Tonkin	2
J. Picheta	2
K. Darzanos	2
M. Klitogiannis	2
M. Tomas	2
N. M <sup>c</sup> Gillivray	2
E. Bennetts	1
M. Hutchesson	1
S. Mueller	1
<b>TOTAL</b>	<b><u>86</u></b>



**LOCKLEYS**

C. Lane	6
D. Robertson	3
P. Leonard	3
S. Chessman	3
S. Mitchell	3
C. Cruse	2
C. Woods	2
N. Carroll	2
S. Bates	2
B. Corrie	1
N. Chessman	1
S. Glastonbury	1
S. Lennon	1
<b>TOTAL</b>	<b><u>30</u></b>

**NORTH HAVEN**

T. Wilson	22
C. Cross	15
M. Brady	5
P. Philp	3
S. Scott	3
G. Kennedy	2
R. Farrell	2
A. Spratt	1
D. Winstone	1
G. Rosie	1
M. Hall	1
<b>TOTAL</b>	<b><u>56</u></b>

**PLYMPTON**

T. Haines	9
K. Miller	8
C. Press	7
C. May	3
P. Hyland	3
S. Purchase	3
C. Macklin	2
J. Vlatko	2
<b>TOTAL</b>	<b><u>37</u></b>

**PORT DISTRICT**

S. Jarvis	13
P. Fiacchi	11
R. Martin	6
H. Smans	4
A. Virgin	3
J. Clarke	3
R. Holmes	3
A. Johnson	2
C. Bevan	2
M. Brazil	1
M. Grundell	1
R. Bulach	1
<b>TOTAL</b>	<b><u>50</u></b>

**PORTLAND**

S. Mitchell	8
S. O'Connor	6
B. Blauhoefer	5
A. Worrell	3
N. Mann	3
R. Lambourne	3
T. Curtin	3
D. Andersen	2
G. Robins	2
J. Barnes	2
K. Mann	2
L. Porter	2
P. Plauz	1
R. Presser	1
R. Sawtell	1
<b>TOTAL</b>	<b><u>44</u></b>

**WOODVILLE SOUTH**


B. Cross	7
D. Meyer	5
J. Hatsitsopandis	5
K. Reid	3
M. M <sup>c</sup> Donald	3
S. Mastrangelo	3
M. Normington	2
S. Hill	2
T. Peterson	2
C. Odgers	1
J. Cattermole	1
<b>TOTAL</b>	<b><u>34</u></b>

# UNDER 17 BLUE LEADING GOAL KICKER

## STEVEN M<sup>c</sup> LAWRENCE

*Henley Greek*

**154 Goals**



### ***FITZROY***

M. Ehlers	74
B. Hart	37
G. Sullivan	25

### ***NORTH HAVEN***

S. Scott	21
G. Rosie	18
G. Kennedy	17

### ***FLINDERS PARK***

D. De Conte	4
N. Beven	3
M. Evans	3

### ***PORT DISTRICT***

N. Prior	60
J. Robinson	15
M. James	15

### ***GEPPS CROSS***

D. Turner	53
L. Sok	35
C. Ung	32

### ***PORTLAND***

R. Lambourne	20
B. Wilkinson	20
B. Blauhoefer	12

### ***HENLEY GREEK***

S. M <sup>c</sup> Lawrence	154
K. Rogers	26
C. Spicer	18

### ***PLYMPTON***

D. Shepherd	22
T. Haines	15
K. Miller	6


### ***LOCKLEYS***

D. Robertson	16
C. Lane	12
P. Leonard	9

### ***WOODVILLE SOUTH***

J. Hatsitsopanidis	21
T. Peterson	16
S. Hill	7

# *Out of breath?*



If you experience breathlessness after exercise that seems excessive, it could be serious. It could be asthma. To be sure, ask your doctor.

A message brought to you by Living Health  
for the Asthma Foundation.

